

# *2019 Reuse Inventory*

**Division of Water Resource Management**

**Florida Department of Environmental Protection**

**March 2020**



**Table of Contents**

Abbreviations Used in the Reuse Inventory Report and Appendices ..... iii

Definitions of Terms in the Reuse Inventory Report and Appendices ..... v

Purpose..... 1

Inventory Design..... 1

Results..... 2

    Reuse Facilities..... 2

    Disposal Facilities..... 3

    All Facilities..... 3

    Supplemental Water Supplies..... 15

    Metering and Reuse Rates ..... 15

    Efficient and Effective Water Reuse ..... 16

    Water Resource Caution Areas..... 21

    Cross-Connection Control ..... 21

Previous Inventories and Trends..... 22

Future Updates ..... 25

Reuse Webpage..... 25

References..... 25

Appendices..... 29

    Appendix A. Reuse Systems in the Inventory ..... 30

    Appendix B. Domestic Wastewater Treatment Facilities That Reported Providing Reuse ..... 47

    Appendix C. Supplemental Water Supplies ..... 70

    Appendix D. Reclaimed Water Utilization..... 75

    Appendix E. Effluent Disposal for Reuse Systems ..... 113

    Appendix F. Public Access Reuse Customers and Cooling Towers ..... 120

    Appendix G. Edible Crop Inventory..... 132

    Appendix H. Charges for Use of Reclaimed Water..... 135

    Appendix I. Domestic Wastewater Treatment Facilities (0.1 mgd and greater) with No Reuse..... 150

    Appendix J. Cross-Connection Control Activities ..... 152

    Appendix K. Summary of Reuse and Disposal Flows for Reuse Systems..... 163

    Appendix L. All Domestic Wastewater Treatment Facilities Included in the 2019 Reuse Inventory Report..... 182

**List of Tables**

Table 1a. Summary of Reuse Facilities/Systems and Reuse Customers  
 - Information by DEP District.....5

Table 1b. Summary of Reuse Facilities/Systems and Reuse Customers  
 - Information by Water Management District .....5

Table 2. Summary of Reuse Activities .....6

Table 3a. Reuse Flows for Reuse Types by DEP District .....8

Table 3b. Reuse Flows for Reuse Types by Water Management District .....8

Table 4a. Capacity and Flow Ratios by DEP District.....9

Table 4b. Capacity and Flow Ratios by Water Management District .....9

Table 5. County Capacity and Flow Ratios .....10

Table 6. Per Capita Reuse Information.....12

Table 7a. Summary of Reuse Rates for Reuse Systems with Residential Customers .....16

Table 7b. Summary of Reuse Rates for Reuse Systems with Non-Residential Customers.....16

Table 8a. Summary of Offset and Recharge Flows by DEP District .....17

Table 8b. Summary of Offset and Recharge Flows by Water Management District .....17

Table 8c. County Offset and Recharge Flows Due to Water Reuse.....18

Table 9. Reuse Activity in Water Resource Caution Areas .....21

Table 10. Summary of DEP Reuse Inventories (1998 to Present).....23

**List of Figures**

Figure 1: Reclaimed Water Utilization by Flow ..... 7

Figure 2: Map of Per Capita Reuse Flow by County ..... 14

Figure 3: Florida’s Reuse Growth ..... 24

## ***Abbreviations Used in the Reuse Inventory Report and Appendices***

### **DEP District Offices**

JAX	Jacksonville (Northeast District)
PEN	Pensacola (Northwest District)
ORL	Orlando (Central District)
WPB	West Palm Beach (Southeast District)
TPA	Tampa (Southwest District)
FTM	Fort Myers (South District)

### **Water Management Districts**

NFWWMD	Northwest Florida (Havana)
SFWMD	South Florida (West Palm Beach)
SJRWMD	St. Johns River (Palatka)
SRWMD	Suwannee River (Live Oak)
SWFWMD	Southwest Florida (Brooksville)

### **Disinfection Levels**

HI	High-level disinfection, as described in Rule 62-600.440(5), Florida Administrative Code (F.A.C.)
IM	Intermediate disinfection, as described in Rule 62-600.440(6), F.A.C.
BA	Basic disinfection, as described in Rule 62-600.440(4), F.A.C.
LL	Low-level disinfection, as described in Rule 62-600.440(7), F.A.C.
HB	Combination of high-level and basic disinfection
NA	Information not available

### **Reuse Types**

PAA&LI	Public Access Areas & Landscape Irrigation
AI	Agricultural Irrigation (including edible crops as well as crops used for feed and fodder grown on sprayfields)
GWR&IPR	Ground Water Recharge & Indirect Potable Reuse
IND	Industrial
TF	Toilet Flushing
FP	Fire Protection

WL	Wetlands
OTH	Other (other permitted uses either not fitting reuse types above or not specified in rule)

**Reuse Sub-Types**

GCI	Golf Course Irrigation
RI	Residential Irrigation
OPAA	Other Public Access Areas
EC	Edible Crops
OC	Other Crops (i.e., sprayfields)
RIB	Rapid Infiltration Basins
AF	Absorption Fields
SWA	Surface Water Augmentation
INJ	Injection
ATP	At Treatment Plant
AOF	At Other Facilities
OTH	Other (including decorative fountains, commercial laundries, cleaning of roads and sidewalks, vehicle washing, concrete making, and other permitted uses not specified in rule)

**Parts of Chapter 62-610, F.A.C.**

II	Slow-rate Land Application Systems; Restricted Public Access
III	Slow-rate Land Application Systems; Public Access Areas, Residential Irrigation and Edible Crops
IV	Rapid-rate Land Application Systems (Rapid Infiltration Basins and Absorption Fields)
V	Ground Water Recharge and Indirect Potable Reuse
VII	Industrial Uses of Reclaimed Water

**Charges for Use of Reclaimed Water**

NRES	Non-Residential
RESD	Residential

## ***Definitions of Terms in the Reuse Inventory Report and Appendices***

### **Disposal Types and Sub-Types**

- **Deep Well Injection** – Deep subsurface emplacement of effluent through a well typically permitted under Chapter 62-528, F.A.C., Underground Injection Control (UIC) Program.
- **Surface Water Discharges** – National Pollutant Discharge Elimination System (NPDES) permitted discharge.
- **Wetlands** – NPDES permitted discharge to wetlands when not considered reuse per paragraph 62-610.810(2)(g), F.A.C., are typically permitted under Chapter 62-611, F.A.C., Wetlands Application Rule.
- **Coastal or Estuarine Waters** – NPDES permitted discharge to Class II or Class III predominately marine surface waters.
- **Ocean Outfall** – NPDES permitted discharge to open ocean waters per Rule 62-600.520, F.A.C.
- **Other Surface Waters** – NPDES permitted discharge to surface waters not otherwise specified, most typically Class III predominately fresh water such as rivers, lakes and streams/canals when not considered reuse pursuant to Rule 62-610.810, F.A.C.
- **Other** – Methods of effluent disposal not otherwise specified that do not qualify as reuse pursuant to Rule 62-610.810, F.A.C., including continuously loaded percolation ponds and overland flow systems.

### **Other Definitions** (the following terms are defined for the purposes of this document only)

- **Absorption Field** – A restricted access, slow-rate land application system using subsurface application for recharge to the surficial groundwater.
- **Aquifer Storage and Recovery (ASR)** – The injection of reclaimed water into a subsurface formation for storage and recovery of the stored reclaimed water for beneficial purposes at a later date.
- **Cross-connection** – Any temporary or permanent physical arrangement where a public water supply is connected, either directly or indirectly, with any other water supply system, such as a reclaimed water system.

- **Domestic Wastewater** – Wastewater derived principally from dwellings, business buildings, institutions and the like. Domestic wastewater is also known as sanitary wastewater, sewage, and in some cases municipal wastewater.
- **Feed and Fodder Crops** – Crops such as grass, hay and rye that are cut and carried to domesticated livestock as food.
- **Potable Quality Water Offset** – The amount of potable quality water (Class F-I, G-I or G-II ground water or water meeting drinking water standards) saved through the use of reclaimed water expressed as a percentage of the total reclaimed water used. These percentages for each reuse activity are taken from Table 5 of the 2003 Water Reuse for Florida: Strategies for Effective Use of Reclaimed Water.
- **Public Access Area** – An area that is intended to be accessible to the general public such as golf courses, cemeteries, parks, landscape areas, hotels, motels and highway medians. Public access areas include private property and residential dwellings that are not open to the public at large. General public does not include authorized treatment plant, utilities system or reuse system (e.g., sprayfield site, industrial facility, farm, etc.) personnel.
- **Recharge Fraction** – The portion of reclaimed water used in a reuse system that recharges an underlying potable quality ground water (Class F-I, G-I or G-II ground water) that is used for potable supply, or augments a Class I surface water, expressed as a percentage of the total reclaimed water used.
- **Reclaimed Water** – Water that has received at least secondary treatment and basic disinfection and is reused after flowing out of a domestic wastewater treatment facility.
- **Reuse** – The deliberate application of reclaimed water in compliance with DEP rules for a beneficial purpose. Criteria used to classify projects as "reuse" are contained in Rule 62-610.810, F.A.C.
- **Reuse Capacity** – The permitted capacity or maximum amount of reclaimed water that a reuse system can accommodate or distribute; capacities are reported in terms of million gallons per day (mgd), unless otherwise noted.
- **Reuse Facility** – A domestic wastewater treatment facility utilized for the purpose of treating, stabilizing or holding wastes that provides reclaimed water to one or more reuse systems.

- **Reuse Flow** – The actual flow or amount of reclaimed water being distributed to a reuse system or utilized for a reuse activity on an average annual basis; flows are reported in terms of mgd unless otherwise noted.
- **Reuse System** – A domestic wastewater facility or multiple facilities utilized for the release of reclaimed water into the environment. Criteria used to classify activities as “reuse” or “effluent disposal” are contained in Rule 62-610.810, F.A.C. Please note: reuse systems may also, by special contract, send and receive reclaimed water to and from other separately owned, operated and permitted reuse systems.
- **Utility** – An owner/operator of a domestic wastewater treatment facility and/or reuse system. A utility can be a public (e.g., JEA, Lee County, City of Sanibel, etc.) or private (e.g., Toho Water Authority) entity operating one or more reuse facilities/systems within that entity’s jurisdiction or area.
- **WAFR ID** – Short for Water Facilities Regulation Identification, this number is a unique identification number assigned by DEP to each domestic wastewater treatment facility or master reuse system; it is also the first part of each facility’s permit number. Side note: a WAFR ID beginning with FL0 indicates that a facility has NPDES-permitted surface water discharge while FLA indicates that a facility does not.
- **WWTF Capacity** – The permitted capacity or maximum amount of wastewater that a wastewater treatment facility can treat; capacities are reported in terms of mgd unless otherwise noted.
- **WWTF Flow** – The actual flow or amount of wastewater that flows through a wastewater treatment facility on an average annual basis; flows are reported in terms of mgd unless otherwise noted.



## ***Purpose***

Water conservation and the promotion of reuse of reclaimed water have been established in sections 403.064 and 373.250, Florida Statutes (F.S.), as formal state objectives. Florida maintains the largest and most comprehensive inventories of permitted reuse systems in the country. This inventory and future, annual updates of the inventory enable monitoring of the State's efforts to encourage and promote reuse of reclaimed water in Florida. In addition, the information contained in the inventory gives municipalities and utilities interested in developing reuse programs access to other communities and utilities that have already implemented such programs.

## ***Inventory Design***

The 2019 reuse inventory includes all active domestic wastewater treatment facilities having permitted capacities of 0.1 million gallons per day (mgd) or more, including those that do not engage in reuse activities. This threshold is also the minimum treatment plant capacity that is allowed by Chapter 62-610, Florida Administrative Code (F.A.C.), to provide reclaimed water for irrigation of public access areas (such as parks and golf courses).

Chapter 62-610, F.A.C., requires owners (permittees) of domestic wastewater facilities having permitted capacities of 0.1 million gallons per day (mgd) and above that provide reclaimed water for reuse to submit annual reuse reports on the Florida Department of Environmental Protection (DEP) Form 62-610.300(4)(a)2., F.A.C. These annual reports are the basis for this inventory.

The forms for the 2019 reuse inventory were due on January 1, 2020, which covers a reporting period of October 1, 2018, through September 30, 2019. Information obtained from the report forms was entered into DEP's "Reuse Inventory Database," a Microsoft Access database. DEP received 100 percent of the required 2019 annual reuse reports. Any data gaps due to incomplete submissions have been filled using available data from the previous year's (2018) reuse inventory, Discharge Monitoring Report submissions, facility permits, and DEP's wastewater facility regulation (WAFR) database. Newly added facilities that did not submit a 2019 annual reuse report form have "New" under the "Date Received" column in Appendix A.

Some facilities with permitted capacities below 0.1 mgd also engage in some reuse activities (such as ground water recharge through rapid infiltration basins). These facilities are not required to submit an annual reuse report but may voluntarily submit a form. The data from these facilities are also included in this inventory. Also, certain reuse facilities have reduced permitted capacities to below 0.1 mgd but are still active facilities that make reclaimed water available for reuse. Where current data for the facilities with reduced capacity are available, the results are also included in this inventory. Facilities with permitted capacities under 0.1 mgd have “\*” under the “Date Received” column in Appendix A.

In addition to the reuse reports received from the owners and operators of the wastewater treatment facilities and reuse systems, flow data and other information for facilities not engaged in reuse activities was obtained from DEP’s WAFR database.

## ***Results***

### **Reuse Facilities**

In 2019, a total of 476 domestic wastewater treatment facilities reported making reclaimed water available for reuse. These facilities had a permitted wastewater treatment facility (WWTF) capacity totaling 2,435.49 mgd and treated 1,590 mgd of domestic wastewater. These facilities served 428 reuse systems, which are listed in Appendix A. Approximately 820 mgd of reclaimed water from these facilities was reused for beneficial purposes. The total reuse capacity associated with these systems was 1,757 mgd. Appendices B<sup>1</sup>, D, E, and K provide information on these reuse facilities and reuse systems<sup>2</sup>, as well as their reuse and disposal activities.

Reclaimed water from these systems was used to irrigate 455,510 residences, 529 golf courses, 1,126 parks, and 394 schools. Appendix F provides details on the numbers and types of public access reuse customers, including cooling towers and unique uses for reclaimed water. Tables 1a and 1b summarize the data in terms of the number of reuse facilities and reuse systems in each DEP district and water management district, respectively, as well as the breakdown of certain public access reuse activities, such as number of residences, golf courses, parks and schools irrigated by reclaimed water.

---

<sup>1</sup> Due to the design of the reuse database, some facilities listed in Appendix B are assigned to the county where the reuse system is located. For example, the JEA-Julington Creek treatment facility is reported to be in Duval County, where JEA-South Grid is largely located, rather than St. Johns County, where the treatment facility is physically located.

<sup>2</sup> See other definitions, page vii, for an explanation of the terms “reuse facility” and “reuse system” as used in this report.

Table 2 provides a summary of reuse activities by reuse type, including the number of reuse systems, capacity, flow, and area for each reuse subtype. Irrigation of areas accessible to the public represented about 57 percent of the 820 mgd of reclaimed water reused. Figure 1 shows the percentage of reclaimed water utilization by flow for each reuse type. Tables 3a and 3b compare the types of reclaimed water utilization in each DEP district and water management district, respectively.

Approximately 8,543 acres of edible crops on 60 farms were reported to be irrigated with reclaimed water. Around 76 percent of the farmland was dedicated to the production of citrus (e.g., oranges, tangerines, grapefruit, etc.). Appendix G provides information on the 16 reuse systems providing reclaimed water for the irrigation of edible crops and the farms using the reclaimed water.

### **Disposal Facilities**

There are about 39 active domestic wastewater treatment facilities having permitted capacities of 0.1 mgd or greater that do not provide reuse of any kind. These facilities had a total WWTF capacity of 183 mgd and a total WWTF flow of 112 mgd. Appendix I provides information on facilities that engage in disposal activities only.

### **All Facilities**

The 515 domestic wastewater treatment facilities included in this report had a total WWTF capacity of 2,618 mgd and a total WWTF flow of 1,702 mgd. Appendix L<sup>3</sup> provides information on all these facilities.

The 820 mgd of reclaimed water use represents approximately 48 percent of the total domestic wastewater flow in the state. The 1,757 mgd of reuse capacity represents approximately 67 percent of the total domestic wastewater treatment capacity in the state. Tables 4a and 4b provide the reuse capacity and flow ratios for each DEP district and water management district, respectively.

---

<sup>3</sup> The total flow from all facilities reported in Appendix L does not equal totaling all reported reuse flows in Appendix D with all reported disposal flows in Appendices I and K. Reasons for this include:

- (1) Use of supplemental water supplies to augment public access reclaimed water application;
- (2) Use of reclaimed water in wetland creation, restoration, or enhancement activities that later gets discharged or reused again;
- (3) Use of aquifer storage and recovery wells;
- (4) Use of reclaimed water at the treatment plant that is reused again offsite or discharged; and
- (5) Other minor discrepancies due to internal rounding or differences in metering at the treatment plants.

Table 5 provides a summary, by county, of the total domestic wastewater treatment plant and reuse capacities and flows for all facilities included in this report, the ratio of the reuse capacity to wastewater treatment plant capacity, and the ratio of the reuse flow to total WWTF flow.

The statewide average reuse flow per capita, including population served by onsite sewage treatment and disposal systems (e.g., septic tanks), was 38.66 gallons per day of reuse per person. Table 6 shows the per capita reuse capacities and reuse flows for each county in Florida. The per capita usage is based on 2019 population estimates from the State of Florida's Demographic Estimating Conference, December 3, 2019, and the Florida Demographic Database, April 2019. Figure 2 shows the map of Florida's counties color-coded by range of reuse flow per capita.

**Table 1a. Summary of Reuse Facilities/Systems<sup>(a)</sup> and Reuse Customers by DEP District**

DEP District <sup>(b)</sup>	No. of Treatment Facilities Providing Reuse <sup>(c)</sup>	No. of Reuse Systems <sup>(c)</sup>	No. of Residences Irrigated	No. of Golf Courses Irrigated	No. of Parks Irrigated	No. of Schools Irrigated	No. of Cooling Towers <sup>(d)</sup>
Central (Orlando)	116	105	149,989	136	515	123	23
Northeast (Jacksonville)	79	69	33,094	43	11	13	9
Northwest (Pensacola)	63	62	5,567	21	31	9	7
Southeast (West Palm Beach)	52	47	29,145	94	87	32	5
South (Fort Myers)	73	66	102,200	122	94	27	6
Southwest (Tampa)	93	79	135,515	113	388	190	39
<b>2019 Totals</b>	<b>476</b>	<b>428</b>	<b>455,510</b>	<b>529</b>	<b>1126</b>	<b>394</b>	<b>89</b>
<b>2018 Totals</b>	478	427	437,380	529	1,138	401	86
<b>Percent Change</b>	-0.4%	+0.2%	+4.1%	0.0%	-1.1%	-1.7%	+3.5%

**Table 1b. Summary of Reuse Facilities/Systems<sup>(a)</sup> and Reuse Customers by Water Management District**

Water Management District <sup>(b)</sup>	No. of Treatment Facilities Providing Reuse <sup>(c)</sup>	No. of Reuse Systems <sup>(c)</sup>	No. of Residences Irrigated	No. of Golf Courses Irrigated	No. of Parks Irrigated	No. of Schools Irrigated	No. of Cooling Towers <sup>(d)</sup>
Northwest Florida	62	61	5,567	21	31	9	7
South Florida	109	102	156,648	193	333	81	23
St. Johns River	143	124	143,326	124	332	110	16
Suwannee River	28	26	-	1	1	-	4
Southwest Florida	134	115	149,969	190	429	194	39
<b>2019 Totals</b>	<b>476</b>	<b>428</b>	<b>455,510</b>	<b>529</b>	<b>1126</b>	<b>394</b>	<b>89</b>
<b>2018 Totals</b>	478	427	437,380	529	1,138	401	86
<b>Percent Change</b>	-0.4%	0.2%	+4.1%	0.0%	-1.1%	-1.7%	+3.5%

Notes:

- (a) See other definitions, page vii, for an explanation of the terms “reuse facility” and “reuse system” as used in this report.
- (b) A few reuse systems are physically located across jurisdictional boundaries (i.e., across more than one water management district, DEP district or county). Due to the design of the database, all the reuse systems’ reuse flows are attributed to the jurisdiction in which the majority of the reuse system is located.
- (c) The number of treatment facilities providing reuse (Appendix B) is greater than the number of reuse systems (Appendix A) because in several cases multiple treatment facilities serve one reuse system. Furthermore, a treatment facility may send reclaimed water to more than one reuse system while these facilities will be listed more than once in Appendix B, they are only counted once in the total number of facilities providing reuse.
- (d) The number of cooling towers includes once-through cooling towers at power plants as well as other commercial use cooling towers.

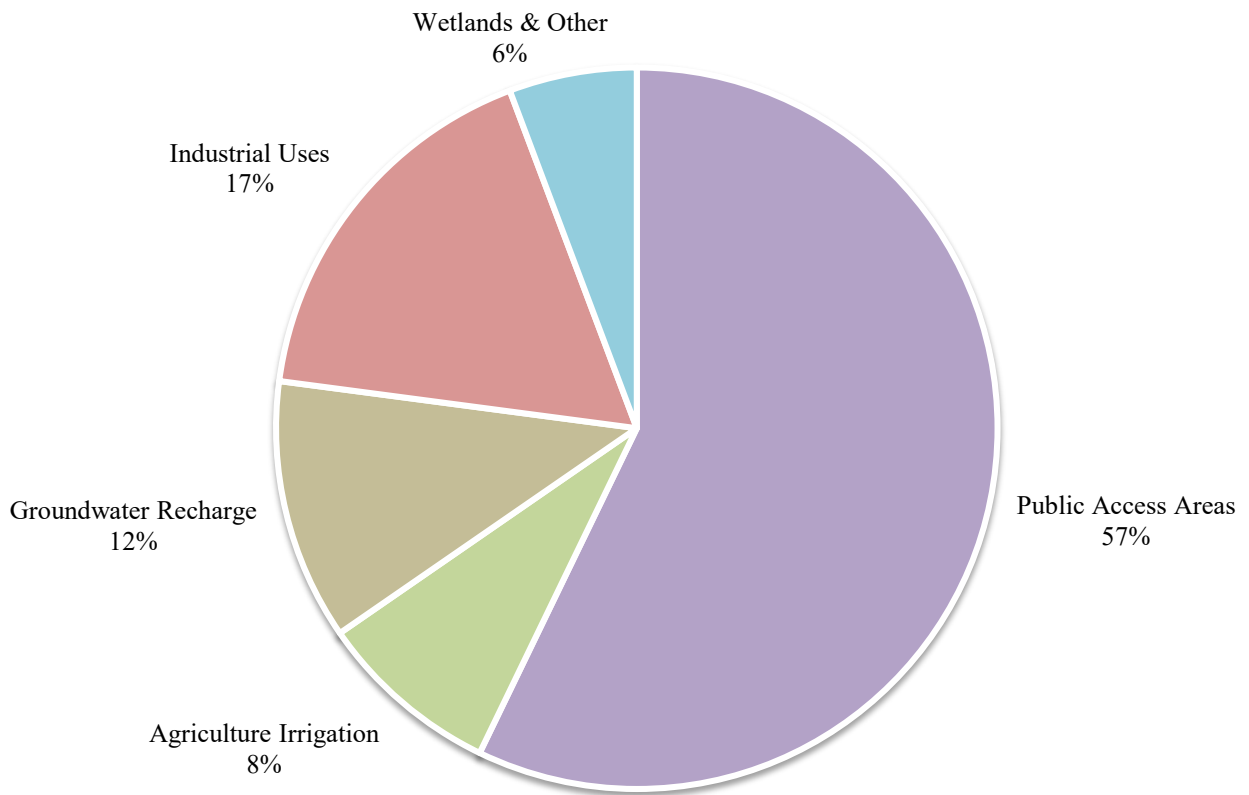
**Table 2. Summary of Reuse Activities**

Reuse Type	Number of Systems <sup>(a)</sup>	Reuse Capacity <sup>(b)</sup> (mgd)	Reuse Flow <sup>(b)</sup> (mgd)	Reported Area <sup>(b, c)</sup> (acres)	Adjusted Area <sup>(b, c)</sup> (acres)
Golf Course Irrigation	189	319.1	121.3	68,883.9	72,178.3
Residential Irrigation	140	442.0	238.7	121,299.5	134,133.9
Other Public Access Areas & Other	153	264.1	107.2	46,007.2	55,775.0
<b>Public Access Areas &amp; Landscape Irrigation Subtotal</b>	<b>245</b>	<b>1025.2</b>	<b>467.3</b>	<b>236,191</b>	<b>262,087</b>
Edible Crops <sup>(d)</sup>	16	23.7	7.1	8,542.6	8,542.6
Other Crops	108	129.1	57.8	20,933.7	22,934.6
<b>Agricultural Irrigation Subtotal</b>	<b>115</b>	<b>152.9</b>	<b>64.9</b>	<b>29,476</b>	<b>31,486</b>
Rapid Infiltration Basins	180	210.7	90.4	6,359.8	6,640.4
Absorption Fields	11	3.3	1.5	146.0	154.3
Surface Water Augmentation	0	0	0	NA	NA
Injection	1	3	2.3	NA	NA
<b>Ground Water Recharge &amp; Indirect Potable Reuse Subtotal</b>	<b>186</b>	<b>216.8</b>	<b>94.2</b>	<b>6,506</b>	<b>6,786</b>
At Treatment Plant	101	92.6	64.6	792.4	792.4
At Other Facilities	43	151.5	77.3	4,362.5	4,361.6
<b>Industrial Subtotal</b>	<b>120</b>	<b>244.1</b>	<b>141.9</b>	<b>5,155</b>	<b>5,154</b>
<b>Toilet Flushing</b>	14	2.3	1.0	N/A	N/A
<b>Fire Protection</b>	0	0.0	0.0	N/A	N/A
<b>Wetlands</b>	16	105.8	46.6	5,132.7	5,132.7
<b>Other Uses</b>	5	9.9	4.1	3.0	2001.4
<b>2019 Totals</b>	<b>428</b>	<b>1,757.0</b>	<b>820.0</b>	<b>282,463</b>	<b>312,647</b>
<b>2018 Totals</b>	427	1,735.4	796.7	320,589	357,393
<b>Percent Change</b>	+0.2%	+1.2%	+2.9%	-11.9%	-12.5%

Notes:

- (a) The numbers of systems are not additive since a single system may engage in one or more reuse activity.
- (b) Discrepancies in column totals are due to internal rounding associated with the development of this summary table; totals presented in table are calculated without rounding individual values.
- (c) Some facilities did not report the acreage where reclaimed water was applied. For a better representation of the actual acreage, the averages of the reported areas were used to adjust the acreage totals to include the non-reported values.
- (d) About 76 percent of total area for edible crops is citrus, including oranges, grapefruit and tangerines.

**Figure 1: Reclaimed Water Utilization by Flow**



Note: Agriculture irrigation includes edible crops (e.g., citrus) as well as feed and fodder crops (e.g., spray fields).

**Table 3a. Reuse Flows (mgd) for Reuse Types by DEP District**

<b>DEP Districts</b>	<b>Public Access Areas</b>	<b>Agricultural Irrigation</b>	<b>Ground Water Recharge</b>	<b>Industrial</b>	<b>Other (b)</b>	<b>Totals</b>
Central (Orlando)	154.35	11.08	48.70	21.55	31.23	266.92
Northeast (Jacksonville)	32.82	7.96	4.30	10.66	0.38	56.12
Northwest (Pensacola)	14.08	31.01	11.62	15.18	10.81	82.69
Southeast (West Palm Beach)	62.92	0.70	6.05	48.17	5.76	123.60
South (Fort Myers)	93.99	4.52	5.45	2.43	0.41	106.78
Southwest (Tampa)	109.09	9.65	18.07	43.89	3.13	183.84
<b>2019 Totals</b>	<b>467.25</b>	<b>64.91</b>	<b>94.18</b>	<b>141.89</b>	<b>51.71</b>	<b>819.95</b>
<b>2018 Totals</b>	<b>455.51</b>	<b>65.44</b>	<b>93.24</b>	<b>136.91</b>	<b>45.63</b>	<b>796.72</b>
<b>Percent Change</b>	<b>+2.4%</b>	<b>-0.8%</b>	<b>+1.0%</b>	<b>+3.6%</b>	<b>+15.2%</b>	<b>+2.9%</b>

**Table 3b. Reuse Flows (mgd) for Reuse Types by Water Management District**

<b>Water Management Districts</b>	<b>Public Access Areas</b>	<b>Agricultural Irrigation</b>	<b>Ground Water Recharge</b>	<b>Industrial</b>	<b>Other (b)</b>	<b>Totals</b>
Northwest Florida	14.08	30.90	11.62	15.18	10.73	82.51
South Florida	190.17	3.98	46.44	56.23	4.81	301.63
St. Johns River	127.81	8.45	13.52	24.26	32.49	206.54
Suwannee River	0.08	7.78	0.89	0.86	0.34	9.96
Southwest Florida	135.11	13.80	21.70	45.36	3.35	219.33
<b>2019 Totals</b>	<b>467.25</b>	<b>64.91</b>	<b>94.18</b>	<b>141.89</b>	<b>51.71</b>	<b>819.95</b>
<b>2018 Totals</b>	<b>455.51</b>	<b>65.44</b>	<b>93.24</b>	<b>136.91</b>	<b>45.63</b>	<b>796.72</b>
<b>Percent Change</b>	<b>+2.4%</b>	<b>-0.8%</b>	<b>+1.0%</b>	<b>+3.6%</b>	<b>+15.2%</b>	<b>+2.9%</b>

Notes:

- (a) Any discrepancies in totals are due to rounding associated with developing this summary table; totals presented in table are calculated without rounding individual values.
- (b) Includes wetlands, fire protection, toilet flushing and all “other uses.”



**Table 4a. Capacity and Flow Ratios by DEP District**

DEP Districts	Reuse Capacity (mgd)	Total WWTF Capacity <sup>(b)</sup> (mgd)	Capacity Ratio <sup>(c)</sup>	Reuse Flow (mgd)	Total WWTF Flow <sup>(b)</sup> (mgd)	Flow Ratio <sup>(d)</sup>
Central (Orlando)	575.67	465.64	1.24	266.92	283.88	0.94
Northeast (Jacksonville)	136.12	255.13	0.53	56.12	144.92	0.39
Northwest (Pensacola)	195.11	181.94	1.07	82.69	101.38	0.82
Southeast (West Palm Beach)	235.95	954.61	0.25	123.60	719.84	0.17
South (Fort Myers)	204.94	253.63	0.81	106.78	135.76	0.79
Southwest (Tampa)	409.23	507.38	0.81	183.84	316.35	0.58
<b>2019 Totals</b>	<b>1757.0</b>	<b>2618.3</b>	<b>0.67<sup>(g)</sup></b>	<b>820.0</b>	<b>1702.1</b>	<b>0.48<sup>(g)</sup></b>

**Table 4b. Capacity and Flow Ratios by Water Management District**

Water Management Districts	Reuse Capacity (mgd)	Total WWTF Capacity <sup>(b)</sup> (mgd)	Capacity Ratio <sup>(c)</sup>	Reuse Flow (mgd)	Total WWTF Flow <sup>(b)</sup> (mgd)	Flow Ratio <sup>(d)</sup>	Reuse Flow that Replaces Potable-Quality Water <sup>(e)</sup> (mgd)	Flow Ratio for Reuse that Replaces Potable-Quality Water <sup>(f)</sup>
Northwest Florida	194.81	181.69	1.07	82.51	101.21	0.82	25.4	0.25
South Florida	548.99	1247.68	0.44	301.63	899.16	0.34	217.3	0.24
St. Johns River	479.11	563.81	0.85	206.54	321.12	0.64	137.3	0.43
Suwannee River	20.96	22.29	0.94	9.96	10.71	0.93	1.3	0.12
Southwest Florida	513.16	602.86	0.85	219.33	369.91	0.59	171.4	0.46
<b>2019 Totals</b>	<b>1757.0</b>	<b>2618.3</b>	<b>0.67<sup>(g)</sup></b>	<b>820.0</b>	<b>1702.1</b>	<b>0.48<sup>(g)</sup></b>	<b>551.8</b>	<b>0.32<sup>(g)</sup></b>

Notes:

- (a) Discrepancies in totaling the columns are due to internal rounding associated with the development of this table; totals presented in table are calculated without rounding individual values.
- (b) Totals include the WWTF capacity and flow of facilities over 0.1 mgd that do not provide reuse.
- (c) Capacity Ratio = Reuse Capacity/Total WWTF Capacity. Capacities ratios greater than 1.0 (i.e., greater than 100 percent) indicate the utility(s) may employ several reuse options, making the reuse capacity greater than the WWTF capacity.
- (d) Flow Ratio = Reuse Flow/Total WWTF Flow.
- (e) Reuse Flow that Replaces Potable-Quality Water includes flows for public access irrigation, irrigation of edible crops, toilet flushing, fire protection and industrial uses. Not included in this flow calculation are agriculture irrigation of other crops, absorption fields, rapid infiltration basins, wetlands and industrial reuse at the WWTF.
- (f) Flow Ratio for Reuse that Replaces Potable-Quality Water = Reuse Flow that Replaces Potable-Quality Water/Total WWTF Flow.
- (g) State average.

**Table 5. County Capacity and Flow Ratios**

County	Total WWTF Capacity (mgd) <sup>(a)</sup>	Total WWTF Flow (mgd) <sup>(a)</sup>	Reuse Capacity (mgd)	Reuse Flow (mgd)	Capacity Ratio <sup>(b)</sup>	Flow Ratio <sup>(c)</sup>
Alachua	27.84	20.07	16.62	6.70	0.60	0.33
Baker	1.62	0.87	0.37	0.21	0.23	0.24
Bay	33.75	17.03	24.83	7.66	0.74	0.45
Bradford	3.43	1.59	2.70	1.05	0.79	0.66
Brevard	70.81	39.03	55.21	23.81	0.78	0.61
Broward	318.45	216.60	38.83	17.29	0.12	0.08
Calhoun	1.50	0.39	0	0	0	0
Charlotte	18.20	11.65	16.32	6.98	0.90	0.60
Citrus	7.61	3.58	13.22	3.52	1.74	0.98
Clay	20.83	8.28	21.93	6.74	1.05	0.81
Collier	62.83	30.34	39.25	24.59	0.62	0.81
Columbia	6.58	2.65	3.53	2.79	0.54	1.05
De Soto	2.84	1.15	2.51	0.73	0.88	0.63
Dixie	0.40	0.28	0.64	0.61	1.60	2.19
Duval	134.85	80.88	37.80	18.48	0.28	0.23
Escambia	35.21	21.19	43.57	18.23	1.24	0.86
Flagler	18.96	8.14	21.94	7.59	1.16	0.93
Franklin	2.50	0.80	2.63	0.84	1.05	1.04
Gadsden	4.27	2.18	1.48	0.52	0.35	0.24
Gilchrist	0.45	0.19	0.45	0.19	1.00	1.00
Glades	0.41	0.23	0.50	0.23	1.22	1.00
Gulf	2.58	0.83	2.25	0.69	0.87	0.84
Hamilton	1.65	0.89	0.45	0.20	0.27	0.22
Hardee	2.38	1.26	2.38	1.26	1.00	1.00
Hendry	2.75	2.14	2.75	2.14	1.00	1.00
Hernando	19.22	5.79	20.79	5.67	1.08	0.98
Highlands	4.78	2.45	4.76	2.46	1.00	1.01
Hillsborough	165.64	109.53	59.88	37.91	0.36	0.35
Holmes	1.40	0.51	0.00	0.00	0.00	0.00
Indian River	16.52	8.17	14.42	7.79	0.87	0.95
Jackson	6.56	3.58	5.52	2.76	0.84	0.77
Jefferson	1.05	0.49	1.10	0.51	1.05	1.03
Lafayette	0.65	0.19	1.14	0.19	1.77	1.00
Lake	29.97	15.79	46.90	17.50	1.56	1.11
Lee	95.25	52.02	86.92	55.46	0.91	1.07
Leon	27.99	21.71	36.07	21.53	1.29	0.99
Levy	1.11	0.55	1.09	0.55	0.99	1.00
Liberty	0.53	0.30	0.53	0.30	1.00	1.00
Madison	1.52	0.75	1.52	0.75	1.00	1.00
Manatee	44.90	28.09	52.09	20.11	1.16	0.72

County	Total WWTF Capacity (mgd) <sup>(a)</sup>	Total WWTF Flow (mgd) <sup>(a)</sup>	Reuse Capacity (mgd)	Reuse Flow (mgd)	Capacity Ratio <sup>(b)</sup>	Flow Ratio <sup>(c)</sup>
Marion	19.32	10.20	30.84	10.05	1.60	0.99
Martin	15.43	7.66	13.46	4.23	0.87	0.55
Miami-Dade	380.31	291.69	23.26	20.94	0.06	0.07
Monroe	17.21	8.74	2.84	0.31	0.17	0.04
Nassau	6.98	4.10	2.62	1.79	0.38	0.44
Okaloosa	33.00	16.60	33.24	16.57	1.01	1.00
Okeechobee	3.20	1.04	1.63	0.70	0.51	0.67
Orange	137.48	97.88	204.18	109.86	1.49	1.12
Osceola	42.25	30.46	57.63	30.89	1.36	1.01
Palm Beach	186.93	178.25	128.79	68.14	0.69	0.38
Pasco	47.15	31.14	52.59	30.96	1.12	0.99
Pinellas	158.25	101.90	152.97	57.26	0.97	0.56
Polk	62.22	35.05	55.31	27.16	0.89	0.77
Putnam	4.19	1.93	4.19	1.81	1.00	0.94
Santa Rosa	12.61	7.40	15.58	4.94	1.24	0.67
Sarasota	49.36	27.06	49.09	13.90	0.99	0.51
Seminole	81.18	47.71	94.26	42.18	1.16	0.88
St. Johns	19.61	10.97	13.32	3.90	0.68	0.36
St. Lucie	33.79	16.42	15.57	4.52	0.46	0.28
Sumter	12.00	6.87	14.94	7.01	1.25	1.02
Suwannee	2.13	0.92	2.67	0.92	1.25	1.00
Taylor	1.65	1.16	2.45	1.16	1.48	1.00
Union	0.70	0.51	0.70	0.51	1.00	1.00
Volusia	72.62	35.94	71.73	25.62	0.99	0.71
Wakulla	1.80	0.97	1.20	0.97	0.67	1.00
Walton	15.33	6.24	25.48	5.99	1.66	0.96
Washington	1.87	1.17	1.64	1.18	0.88	1.01
<b>Totals<sup>(d)</sup>/Avg</b>	<b>2,618.32</b>	<b>1,702.12</b>	<b>1,757.02</b>	<b>819.95</b>	<b>0.67<sup>(e)</sup></b>	<b>0.48<sup>(e)</sup></b>

Notes:

- (a) Totals include the WWTF capacity and flow of facilities over 0.1 mgd that do not provide reuse.
- (b) Capacity Ratio = Reuse Capacity/Total WWTF Capacity. Capacities ratios greater than 1.0 (i.e., greater than 100 percent) indicate the utility(s) may employ several reuse options, making the reuse capacity greater than the WWTF capacity.
- (c) Flow Ratio = Reuse Flow/Total WWTF Flow. Flow ratios greater than 1.0 (i.e., greater than 100 percent) indicate that reuse may include supplemental water supplies, reclaimed water recovered from aquifer storage recover wells, or reclaimed water that is reused at the treatment plant and then reused again off-site.
- (d) Discrepancies in totaling the columns are due to internal rounding associated with the development of this table; totals presented in table are calculated without rounding individual values.
- (e) State average.

**Table 6. Per Capita Reuse Information**

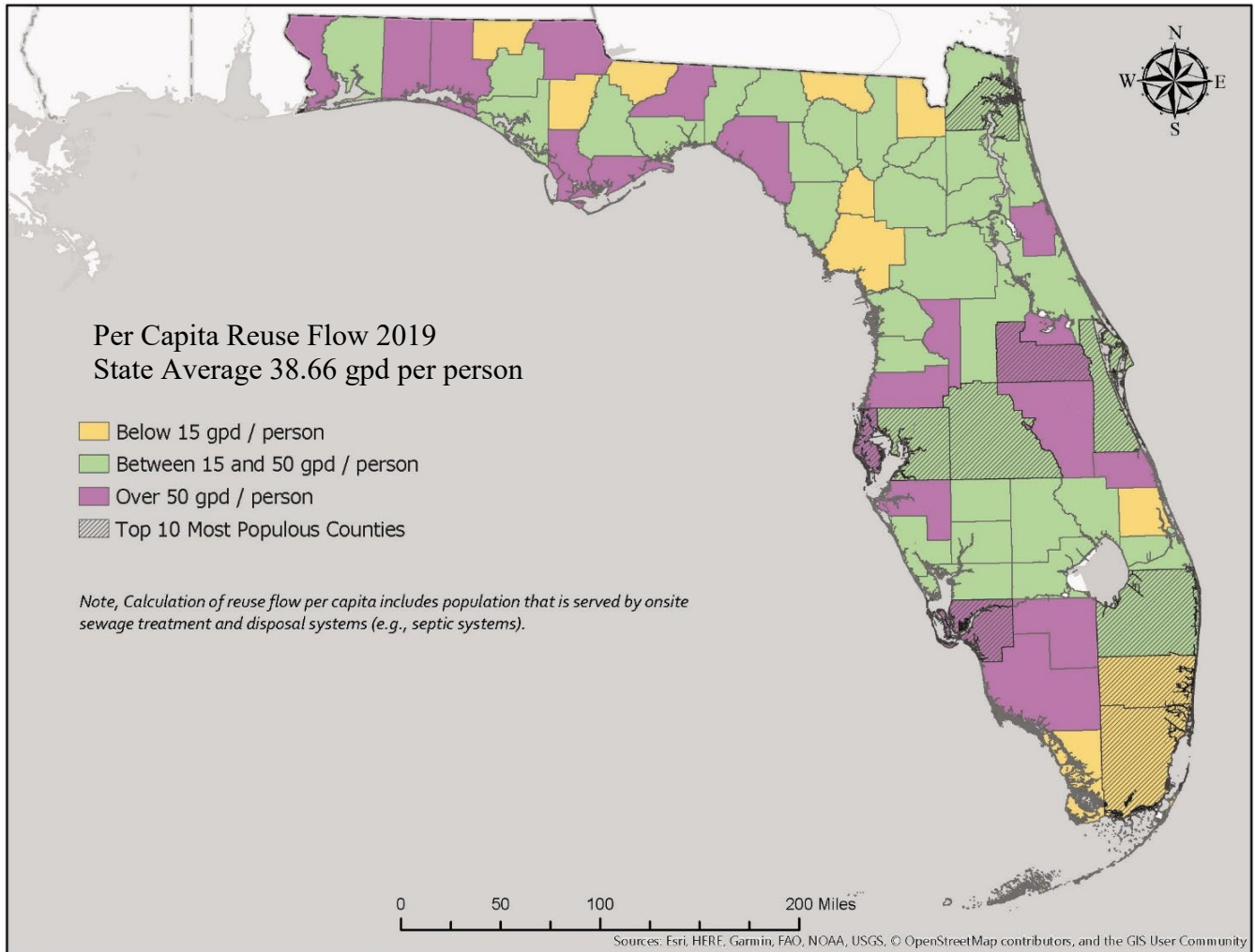
County	Population (2019) <sup>(a)</sup>	Reuse Capacity (gpd/person) <sup>(b)</sup>	Reuse Flow (gpd/person) <sup>(c)</sup>	Rank (flow) <sup>(d)</sup>	Rank (population) <sup>(e)</sup>
Alachua	267,306	62.19	25.06	45	23
Baker	28,249	13.17	7.36	64	51
Bay	167,283	148.43	45.79	26	30
Bradford	28,682	93.96	36.43	33	50
Brevard	594,469	92.86	40.05	27	10
Broward	1,919,644	20.23	9.01	62	2
Calhoun	14,067	0	0	66	62
Charlotte	181,770	89.81	38.42	31	28
Citrus	147,744	89.48	23.84	47	33
Clay	215,246	101.90	31.30	38	25
Collier	376,706	104.18	65.27	10	16
Columbia	70,492	50.08	39.56	28	40
De Soto	36,065	69.57	20.16	52	48
Dixie	16,610	38.53	36.97	32	58
Duval	970,672	38.94	19.04	53	7
Escambia	321,134	135.66	56.77	14	20
Flagler	110,635	198.28	68.63	8	35
Franklin	12,273	214.29	68.04	9	65
Gadsden	46,277	31.99	11.26	60	43
Gilchrist	17,766	25.33	10.81	61	57
Glades	13,121	38	17	54	63
Gulf	13,082	171.99	52.90	17	64
Hamilton	14,600	30.82	13.37	58	61
Hardee	27,385	86.98	45.94	25	52
Hendry	40,120	68.52	53.32	16	47
Hernando	188,358	110.37	30.11	39	27
Highlands	103,434	46.06	23.78	48	36
Hillsborough	1,444,870	41.44	26.24	44	4
Holmes	20,049	0	0	67	55
Indian River	154,939	93.09	50.28	20	32
Jackson	46,969	117.42	58.68	12	42
Jefferson	14,776	74.51	34.35	34	60
Lafayette	8,482	134.40	21.87	49	67
Lake	357,247	131.27	48.98	21	19
Lee	735,148	118.24	75.43	6	8
Leon	296,499	121.67	72.62	7	22
Levy	41,330	26.40	13.33	59	46
Liberty	8,772	60.42	34.09	35	66
Madison	19,570	77.67	38.43	30	56
Manatee	387,414	134.46	51.90	18	15

County	Population (2019) <sup>(a)</sup>	Reuse Capacity (gpd/person) <sup>(b)</sup>	Reuse Flow (gpd/person) <sup>(c)</sup>	Rank (flow) <sup>(d)</sup>	Rank (population) <sup>(e)</sup>
Marion	360,421	85.56	27.89	41	18
Martin	158,598	84.84	26.66	43	31
Miami-Dade	2,812,130	8.27	7.45	63	1
Monroe	76,212	37.32	4.07	65	38
Nassau	85,070	30.80	20.98	50	37
Okaloosa	201,514	164.95	82.23	4	26
Okeechobee	41,808	39.04	16.62	55	45
Orange	1,386,080	147.30	79.26	5	5
Osceola	370,552	155.52	83.36	3	17
Palm Beach	1,447,857	88.95	47.06	23	3
Pasco	527,122	99.76	58.74	11	12
Pinellas	978,045	156.41	58.54	13	6
Polk	690,606	80.09	39.32	29	9
Putnam	73,268	57.19	24.68	46	39
Santa Rosa	179,054	87.00	27.57	42	29
Sarasota	426,275	115.15	32.60	37	14
Seminole	471,735	199.82	89.41	1	13
St. Johns	254,412	52.34	15.33	56	24
St. Lucie	309,359	50.33	14.60	57	21
Sumter	128,633	116.17	54.46	15	34
Suwannee	45,423	58.76	20.25	51	44
Taylor	22,458	109.09	51.80	19	54
Union	15,505	45.15	32.70	36	59
Volusia	538,763	133.13	47.56	22	11
Wakulla	32,976	36.24	29.51	40	49
Walton	70,071	363.59	85.53	2	41
Washington	25,387.00	64.68	46.60	24	53
<b>Florida</b>	<b>21,208,589</b>	<b>82.84</b>	<b>38.66</b> <sup>(f)</sup>		

Notes:

- (a) 2019 population estimates from the Florida Demographic Estimating Conference, December 2019, and the Florida Demographic Database, April 2019.
- (b) Reuse Capacity = Reuse Capacity (gpd)/Population. Gallons per day (gpd) are equivalent to mgd divided by 1 million.
- (c) Reuse Flow = Reuse Flow (gpd)/Population.
- (d) Counties ranked from highest rate of reuse flow per capita to lowest rate of reuse flow per capita (e.g., county with highest rate of reuse flow per capita is ranked No. 1; counties with no reuse flow per capita are tied for last place).
- (e) Counties ranked according to population capita (e.g., county with highest population is ranked No. 1).
- (f) State average.
- (g) Discrepancies in calculating per capita statistics are due to internal rounding associated with the development of these tables; values presented in this table are calculated without rounding individual values.

**Figure 2: Map of Per Capita Reuse Flow by County**



Folder: P:\Projects\ArcPro\Development\WAFR\DWW\Reuse\_Inventory\

### **Supplemental Water Supplies**

Some reuse systems use other sources of water to augment the reclaimed water supply. In 2019, a total of 62 reuse systems in Florida used 18.75 mgd of surface water, 11.75 mgd of ground water, 1.31 mgd of stormwater, 0.75 mgd of drinking water, and 4.74 mgd from other sources to supplement reclaimed water supplies for a total of 37.30 mgd of supplemental water used in 2019. In addition, 4.72 mgd of demineralization concentrate was blended with reclaimed water while 0.15 mgd of reclaimed water was recovered from aquifer storage and recovery (ASR) wells and sent to a reuse system. Appendix C details the 62 reuse systems in the state which use supplemental water supplies and summarizes the flows by water management district.

### **Metering and Reuse Rates**

Recognizing that reclaimed water is a valuable component of Florida's water supply, paragraph 403.064(16), F.S., encourages utilities to promote water conservation through a metering program. The statute recommends metering the use of reclaimed water based on the actual volume used. Use of volume-based rates are effective water management tools for residential irrigation, agricultural irrigation, industrial uses, landscape irrigation, irrigation of other public access areas, commercial and institutional uses such as toilet flushing, and bulk uses such as use by community development districts or other reclaimed water utilities. Each domestic wastewater utility that provides reclaimed water for the reuse activities listed above must submit a summary of the metering and rate structure with the annual reuse report.

In addition to encouraging efficient use of reclaimed water, utilities may utilize a metering and rate structure to recover the cost of reuse projects. Reuse costs can be allocated among wastewater customers, water users and reclaimed water users. Rates for reclaimed water range from zero to the full cost of service. Rate structures may include a flat monthly rate, a volume-based rate or a combined rate structure. Some utilities have incorporated a discounted rate for bulk users, while others have implemented an inclining block rate that charges a higher price for higher water consumption. Additionally, some utilities have incorporated a premium service fee for uninterrupted service where demand is high and supply is restricted. Tables 7a and 7b provide a summary of reclaimed water rates. Appendix H lists the reclaimed water rates for the 239 reuse systems that provided this information.

**Table 7a. Summary of Reuse Rates for Reuse Systems with Residential Customers <sup>(a)</sup>**

Rate Structure	Minimum (excluding no charge)	Maximum	Average (excluding no charge)	No. of Systems
Flat Rate Only (\$/month/connection)	\$6.00	\$23.00	\$10.91	25
Volumetric Rate Only (\$/1,000 gallons)	\$0.29	\$6.49	\$1.33	35
Combined Rate Structure	-	-	-	69
Flat Rate (\$/month/connection)	\$1.44	\$63.00	\$8.73	-
Volumetric Rate (\$/1,000 gallons)	\$0.27	\$4.33	\$1.22	-
No Charge	N/A	N/A	N/A	12

**Table 7b. Summary of Reuse Rates for Reuse Systems with Non-Residential Customers <sup>(a)</sup>**

Rate Structure	Minimum (excluding no charge)	Maximum	Average (excluding no charge)	No. of Systems
Flat Rate Only (\$/month/connection)	\$6.00	\$1,273.18	\$357.29	15
Volumetric Rate Only (\$/1,000 gallons)	\$0.07	\$8.45	\$0.98	69
Combined Rate Structure	-	-	-	73
Flat Rate (\$/month/connection)	\$1.44	\$10,398.00	\$288.58	-
Volumetric Rate (\$/1,000 gallons)	\$0.10	\$5.25	\$1.40	-
No Charge	N/A	N/A	N/A	71

Notes:

- (a) Many reuse systems charge a tiered-rate based on total volume used and/or their rates are based on the size of the connection; however, only one charge value per customer type was chosen for this data analysis.
  - a. The following assumptions were made for Non-Residential Customers:
    - i. The customer used more than 100,000 gallons per month
    - ii. The site was a 50-acre lot
    - iii. The meter was between one and two inches
  - b. The following assumptions were made for Non-Residential Customers:
    - i. The customer used more than 10,000 gallons per month
    - ii. The site was 0.2 acres
    - iii. Meter size was between ½ and ¾ inches

## Efficient and Effective Water Reuse

In 2003, *Water Reuse for Florida: Strategies for Effective Use of Reclaimed Water*, also known as the "Strategies Report," was published. The report identifies strategies for increasing the efficient and effective use of reclaimed water. Two concepts introduced in the report, "potable quality water offset" and "recharge fraction," will play increasingly important roles in shaping efficient and effective water reuse in Florida.

"Potable quality water offset" means the amount of potable quality water (Class F-I, G-I or G-II ground water or water meeting drinking water standards) saved through the use of reclaimed water expressed as



a percentage of the total reclaimed water used. “Recharge fraction” means the portion of reclaimed water used in a reuse system that recharges an underlying potable quality ground water (Class F-I, G-I or G-II ground water) that is used for potable supply, or augments a Class I surface water, expressed as a percentage of the total reclaimed water used.

The 820 mgd of reclaimed water used in 2019 is estimated to have offset (i.e., avoided) the use of 432 mgd (approximately 158 billion gallons) of potable quality water while serving to add 259 mgd (over 94 billion gallons) back to available water supplies.

Tables 8a and 8b summarize the amount of potable quality water offset and recharge flow achieved within each DEP district and water management district, respectively. Table 8c details the amount of reclaimed water used to offset and recharge potable quality water by county.

**Table 8a. Summary of Offset and Recharge Flows by DEP District**

DEP District	Total Flow (mgd)	Offset Flow <sup>(a)</sup> (mgd)	Recharge Flow <sup>(a)</sup> (mgd)
Central (Orlando)	235.78	111.98	98.07
Northeast (Jacksonville)	55.81	33.33	16.92
Northwest (Pensacola)	72.03	42.03	25.31
Southeast (West Palm Beach)	117.92	86.91	21.43
South (Ft. Myers)	105.86	53.87	37.67
Southwest (Tampa)	180.65	103.82	59.43
<b>2019 Totals</b>	<b>768.04</b>	<b>431.94</b>	<b>258.83</b>

**Table 8b. Summary of Offset and Recharge Flows by Water Management District**

Water Management District	Total Flow (mgd)	Offset Flow <sup>(a)</sup> (mgd)	Recharge Flow <sup>(a)</sup> (mgd)
Northwest Florida	71.84	41.89	25.28
South Florida	297.08	164.74	101.59
St. Johns River	173.99	95.41	58.80
Suwannee River	9.96	5.93	3.54
Southwest Florida	215.17	123.98	69.63
<b>2019 Totals</b>	<b>768.04</b>	<b>431.94</b>	<b>258.83</b>

Notes:

- (a) The offset and recharge flows were calculated using values from Table 5 of the *Strategies Report*. See Table 8c for details.
- (b) Discrepancies in totaling the columns are due to internal rounding associated with the development of this table; totals presented in table are calculated without rounding individual values.

**Table 8c. County Offset and Recharge Flows Due to Water Reuse**

County	GCI Reuse Flow	GCI Offset Flow	GCI RF <sup>(b)</sup>	RI Reuse Flow	RI Offset Flow	RI RF <sup>(b)</sup>	OPAA Reuse Flow	OPAA Offset Flow	OPAA RF <sup>(b)</sup>	GWR&I PR Reuse Flow	GWR&I PR RF <sup>(b)</sup>	AI Reuse Flow	AI Offset Flow	AI RF <sup>(b)</sup>	IND, TF, FP Reuse Flow	IND, TF, FP Offset Flow	Total Flow	Total Offset Flow	Total RF <sup>(b)</sup>
Alachua	0.231	0.173	0.023	1.683	0.673	0.757	1.633	0.980	0.490	0.071	0.064	0.623	0.374	0.218	2.458	2.458	6.700	4.658	1.553
Baker	0.000	0.000	0.000	0.000	0.000	0.000	0.000	0.000	0.000	0.091	0.082	0.036	0.022	0.013	0.081	0.081	0.208	0.103	0.095
Bay	0.058	0.044	0.006	1.966	0.786	0.885	0.749	0.449	0.225	0.076	0.068	0.000	0.000	0.000	0.011	0.011	2.860	1.290	1.184
Bradford	0.000	0.000	0.000	0.000	0.000	0.000	0.000	0.000	0.000	0.000	0.000	1.045	0.627	0.366	0.000	0.000	1.045	0.627	0.366
Brevard	5.548	4.161	0.555	11.385	4.554	5.123	1.754	1.052	0.526	0.838	0.754	0.408	0.245	0.143	1.885	1.885	21.818	11.897	7.101
Broward	3.009	2.257	0.301	4.460	1.784	2.007	0.987	0.592	0.296	0.792	0.713	0.000	0.000	0.000	8.044	8.044	17.292	12.677	3.317
Calhoun	0.000	0.000	0.000	0.000	0.000	0.000	0.000	0.000	0.000	0.000	0.000	0.000	0.000	0.000	0.000	0.000	0.000	0.000	0.000
Charlotte	2.654	1.991	0.265	1.266	0.506	0.570	0.135	0.081	0.041	0.222	0.200	2.358	1.415	0.825	0.349	0.349	6.984	4.342	1.901
Citrus	0.682	0.512	0.068	0.000	0.000	0.000	0.000	0.000	0.000	1.648	1.483	0.670	0.402	0.235	0.461	0.461	3.461	1.375	1.786
Clay	0.773	0.580	0.077	5.642	2.257	2.539	0.000	0.000	0.000	0.302	0.272	0.000	0.000	0.000	0.000	0.000	6.717	2.837	2.888
Collier	7.391	5.543	0.739	13.410	5.364	6.035	3.245	1.947	0.974	0.540	0.486	0.000	0.000	0.000	0.000	0.000	24.586	12.854	8.233
Columbia	0.000	0.000	0.000	0.000	0.000	0.000	0.000	0.000	0.000	0.000	0.000	2.528	1.517	0.885	0.261	0.261	2.789	1.778	0.885
DeSoto	0.062	0.047	0.006	0.003	0.001	0.001	0.006	0.004	0.002	0.184	0.166	0.472	0.283	0.165	0.000	0.000	0.727	0.335	0.340
Dixie	0.000	0.000	0.000	0.000	0.000	0.000	0.000	0.000	0.000	0.000	0.000	0.614	0.368	0.215	0.000	0.000	0.614	0.368	0.215
Duval	2.080	1.560	0.208	7.960	3.184	3.582	0.974	0.584	0.292	0.275	0.248	0.030	0.018	0.011	7.158	7.158	18.477	12.504	4.340
Escambia	0.000	0.000	0.000	0.000	0.000	0.000	0.104	0.062	0.031	0.000	0.000	0.642	0.385	0.225	12.081	12.081	12.827	12.529	0.256
Flagler	2.537	1.903	0.254	2.467	0.987	1.110	0.418	0.251	0.125	1.893	1.704	0.000	0.000	0.000	0.000	0.000	7.315	3.140	3.193
Franklin	0.334	0.251	0.033	0.000	0.000	0.000	0.111	0.067	0.033	0.000	0.000	0.325	0.195	0.114	0.065	0.065	0.835	0.577	0.180
Gadsden	0.000	0.000	0.000	0.000	0.000	0.000	0.000	0.000	0.000	0.163	0.147	0.280	0.168	0.098	0.078	0.078	0.521	0.246	0.245
Gilchrist	0.000	0.000	0.000	0.000	0.000	0.000	0.000	0.000	0.000	0.000	0.000	0.192	0.115	0.067	0.000	0.000	0.192	0.115	0.067
Glades	0.000	0.000	0.000	0.000	0.000	0.000	0.000	0.000	0.000	0.000	0.000	0.000	0.000	0.000	0.000	0.000	0.000	0.000	0.000
Gulf	0.000	0.000	0.000	0.000	0.000	0.000	0.000	0.000	0.000	0.000	0.000	0.692	0.415	0.242	0.000	0.000	0.692	0.415	0.242
Hamilton	0.000	0.000	0.000	0.000	0.000	0.000	0.000	0.000	0.000	0.000	0.000	0.138	0.083	0.048	0.057	0.057	0.195	0.140	0.048
Hardee	0.000	0.000	0.000	0.000	0.000	0.000	0.000	0.000	0.000	0.000	0.000	0.288	0.173	0.101	0.970	0.970	1.258	1.143	0.101
Hendry	0.000	0.000	0.000	0.000	0.000	0.000	0.000	0.000	0.000	0.669	0.602	1.470	0.882	0.515	0.000	0.000	2.139	0.882	1.117
Hernando	1.348	1.011	0.135	0.079	0.032	0.036	0.023	0.014	0.007	3.353	3.018	0.000	0.000	0.000	0.869	0.869	5.672	1.925	3.195
Highlands	0.000	0.000	0.000	0.000	0.000	0.000	0.026	0.016	0.008	2.384	2.146	0.032	0.019	0.011	0.018	0.018	2.460	0.053	2.165
Hillsborough	2.520	1.890	0.252	13.293	5.317	5.982	4.293	2.576	1.288	2.707	2.436	0.244	0.146	0.085	14.852	14.852	37.909	24.781	10.043
Holmes	0.000	0.000	0.000	0.000	0.000	0.000	0.000	0.000	0.000	0.000	0.000	0.000	0.000	0.000	0.000	0.000	0.000	0.000	0.000
Indian River	3.953	2.965	0.395	2.061	0.824	0.927	0.220	0.132	0.066	0.197	0.177	0.000	0.000	0.000	0.000	0.000	6.431	3.921	1.566
Jackson	0.000	0.000	0.000	0.000	0.000	0.000	0.000	0.000	0.000	0.000	0.000	2.706	1.624	0.947	0.050	0.050	2.756	1.674	0.947

Florida Department of Environmental Protection  
2019 Reuse Inventory

County	GCI Reuse Flow	GCI Offset Flow	GCI RF <sup>(b)</sup>	RI Reuse Flow	RI Offset Flow	RI RF <sup>(b)</sup>	OPAA Reuse Flow	OPAA Offset Flow	OPAA RF <sup>(b)</sup>	GWR&I PR Reuse Flow	GWR&I PR RF <sup>(b)</sup>	AI Reuse Flow	AI Offset Flow	AI RF <sup>(b)</sup>	IND, TF, FP Reuse Flow	IND, TF, FP Offset Flow	Total Flow	Total Offset Flow	Total RF <sup>(b)</sup>
Jefferson	0.000	0.000	0.000	0.000	0.000	0.000	0.000	0.000	0.000	0.000	0.000	0.427	0.256	0.149	0.081	0.081	0.508	0.337	0.149
Lafayette	0.000	0.000	0.000	0.000	0.000	0.000	0.000	0.000	0.000	0.102	0.092	0.084	0.050	0.029	0.000	0.000	0.186	0.050	0.121
Lake	1.652	1.239	0.165	7.839	3.136	3.528	1.847	1.108	0.554	3.309	2.978	2.626	1.576	0.919	0.225	0.225	17.498	7.283	8.144
Lee	11.108	8.331	1.111	37.645	15.058	16.940	3.975	2.385	1.192	1.446	1.301	0.002	0.001	0.001	1.279	1.279	55.455	27.054	20.546
Leon	0.000	0.000	0.000	0.000	0.000	0.000	0.645	0.387	0.194	0.462	0.416	18.383	11.030	6.434	2.043	2.043	21.533	13.460	7.043
Levy	0.000	0.000	0.000	0.000	0.000	0.000	0.000	0.000	0.000	0.335	0.302	0.216	0.130	0.076	0.000	0.000	0.551	0.130	0.377
Liberty	0.000	0.000	0.000	0.000	0.000	0.000	0.000	0.000	0.000	0.299	0.269	0.000	0.000	0.000	0.000	0.000	0.299	0.000	0.269
Madison	0.000	0.000	0.000	0.000	0.000	0.000	0.000	0.000	0.000	0.000	0.000	0.752	0.451	0.263	0.000	0.000	0.752	0.451	0.263
Manatee	1.464	1.098	0.146	9.630	3.852	4.334	4.108	2.465	1.232	0.000	0.000	4.264	2.558	1.492	0.639	0.639	20.105	10.612	7.205
Marion	2.297	1.723	0.230	0.024	0.010	0.011	2.059	1.235	0.618	0.833	0.750	4.384	2.630	1.534	0.108	0.108	9.705	5.706	3.142
Martin	2.655	1.991	0.265	0.458	0.183	0.206	0.552	0.331	0.166	0.206	0.185	0.112	0.067	0.039	0.219	0.219	4.202	2.791	0.862
Miami-Dade	0.000	0.000	0.000	0.000	0.000	0.000	0.000	0.000	0.000	4.489	4.040	0.000	0.000	0.000	16.454	16.454	20.943	16.454	4.040
Monroe	0.129	0.097	0.013	0.105	0.042	0.047	0.044	0.026	0.013	0.000	0.000	0.000	0.000	0.000	0.032	0.032	0.310	0.197	0.073
Nassau	1.188	0.891	0.119	0.000	0.000	0.000	0.000	0.000	0.000	0.169	0.152	0.000	0.000	0.000	0.428	0.428	1.785	1.319	0.271
Okaloosa	0.562	0.422	0.056	2.123	0.849	0.955	0.617	0.370	0.185	9.003	8.103	3.276	1.966	1.147	0.531	0.531	16.112	4.138	10.446
Okeechobee	0.000	0.000	0.000	0.000	0.000	0.000	0.000	0.000	0.000	0.000	0.000	0.586	0.352	0.205	0.000	0.000	0.586	0.352	0.205
Orange	6.776	5.082	0.678	10.321	4.128	4.644	40.313	24.188	12.094	28.340	25.506	1.454	0.872	0.509	9.916	9.916	97.120	44.187	43.431
Osceola	3.535	2.651	0.354	8.929	3.572	4.018	1.994	1.196	0.598	11.489	10.340	0.512	0.307	0.179	4.432	4.432	30.891	12.158	15.489
Palm Beach	20.320	15.240	2.032	12.270	4.908	5.522	7.924	4.754	2.377	0.131	0.118	0.000	0.000	0.000	23.300	23.300	63.945	48.202	10.049
Pasco	2.161	1.621	0.216	12.390	4.956	5.576	5.076	3.046	1.523	6.517	5.865	1.388	0.833	0.486	0.925	0.925	28.457	11.380	13.666
Pinellas	6.128	4.596	0.613	30.058	12.023	13.526	9.099	5.459	2.730	0.000	0.000	0.008	0.005	0.003	11.964	11.964	57.256	34.047	16.871
Polk	1.551	1.163	0.155	2.870	1.148	1.292	2.260	1.356	0.678	3.842	3.458	2.793	1.676	0.977	13.215	13.215	26.531	18.558	6.560
Putnam	1.577	1.182	0.158	0.000	0.000	0.000	0.000	0.000	0.000	0.232	0.209	0.000	0.000	0.000	0.000	0.000	1.809	1.182	0.366
Santa Rosa	1.751	1.313	0.175	1.749	0.700	0.787	0.205	0.123	0.062	0.655	0.590	0.289	0.173	0.101	0.288	0.288	4.937	2.597	1.714
Sarasota	5.622	4.217	0.562	4.891	1.956	2.201	1.569	0.941	0.471	0.000	0.000	0.183	0.110	0.064	0.933	0.933	13.198	8.157	3.298
Seminole	0.747	0.560	0.075	12.845	5.138	5.780	6.145	3.687	1.844	1.897	1.707	0.955	0.573	0.334	3.760	3.760	26.349	13.718	9.740
St. Johns	2.764	2.073	0.276	0.532	0.213	0.239	0.000	0.000	0.000	0.378	0.340	0.000	0.000	0.000	0.211	0.211	3.885	2.497	0.856
St. Lucie	1.649	1.237	0.165	2.257	0.903	1.016	0.014	0.008	0.004	0.234	0.211	0.000	0.000	0.000	0.363	0.363	4.517	2.511	1.395
Sumter	5.284	3.963	0.528	0.000	0.000	0.000	0.386	0.232	0.116	0.430	0.387	0.527	0.316	0.184	0.320	0.320	6.947	4.831	1.216
Suwannee	0.079	0.059	0.008	0.000	0.000	0.000	0.000	0.000	0.000	0.300	0.270	0.540	0.324	0.189	0.000	0.000	0.919	0.383	0.467
Taylor	0.000	0.000	0.000	0.000	0.000	0.000	0.000	0.000	0.000	0.156	0.140	0.658	0.395	0.230	0.350	0.350	1.163	0.744	0.371
Union	0.000	0.000	0.000	0.000	0.000	0.000	0.000	0.000	0.000	0.000	0.000	0.507	0.304	0.177	0.000	0.000	0.507	0.304	0.177
Volusia	4.372	3.279	0.437	16.121	6.448	7.254	2.103	1.262	0.631	1.565	1.409	0.210	0.126	0.074	1.081	1.081	25.452	12.196	9.805

Florida Department of Environmental Protection  
2019 Reuse Inventory

County	GCI Reuse Flow	GCI Offset Flow	GCI RF <sup>(b)</sup>	RI Reuse Flow	RI Offset Flow	RI RF <sup>(b)</sup>	OPAA Reuse Flow	OPAA Offset Flow	OPAA RF <sup>(b)</sup>	GWR&I PR Reuse Flow	GWR&I PR RF <sup>(b)</sup>	AI Reuse Flow	AI Offset Flow	AI RF <sup>(b)</sup>	IND, TF, FP Reuse Flow	IND, TF, FP Offset Flow	Total Flow	Total Offset Flow	Total RF <sup>(b)</sup>
Wakulla	0.000	0.000	0.000	0.000	0.000	0.000	0.000	0.000	0.000	0.000	0.000	0.927	0.556	0.324	0.046	0.046	0.973	0.602	0.324
Walton	2.390	1.793	0.239	0.000	0.000	0.000	0.000	0.000	0.000	0.636	0.572	2.931	1.758	1.026	0.037	0.037	5.993	3.588	1.837
Washington	0.387	0.290	0.039	0.000	0.000	0.000	0.328	0.197	0.098	0.325	0.293	0.128	0.077	0.045	0.015	0.015	1.183	0.579	0.474
<b>Total</b>	<b>121.33</b>	<b>91.00</b>	<b>12.13</b>	<b>238.73</b>	<b>95.49</b>	<b>107.43</b>	<b>105.94</b>	<b>63.56</b>	<b>31.78</b>	<b>94.18</b>	<b>84.77</b>	<b>64.91</b>	<b>38.95</b>	<b>22.72</b>	<b>142.94</b>	<b>142.94</b>	<b>768.04</b>	<b>431.94</b>	<b>258.83</b>

Notes:

- (a) These totals do not include flows to reuse activities that do not represent an offset to potable quality water or aquifer recharge, such as wetlands, decorative fountains and storage purposes.
- (b) RF = recharge flow - the portion of reuse flow that is recharged to water supplies.
- (c) The offset and recharge flows were calculated by multiplying the total flow for a reuse activity by the percentages of potable quality offset and recharge fraction for that reuse activity as prescribed in Table 5 of the *Strategies Report* seen below:

Reuse Activity	Potable Quality Water Offset (%)	Recharge Fraction (%)	Justification Using Table 5 of <i>Strategies Report</i>
Golf Course Irrigation (GCI)	75	10	Efficient landscape irrigation
Residential Irrigation (RI)	40	45	Rounded averages of efficient and inefficient residential irrigation
Other Public Access Areas (OPAA)	60	30	Rounded averages of efficient and inefficient landscape irrigation
Ground Water Recharge & Indirect Potable Reuse (GWR&IPR)	0	90	High Desirability – rapid infiltration basins
Agricultural Irrigation (AI)	60	35	Rounded averages of efficient and inefficient agricultural irrigation
Industrial Uses (IND), Toilet Flushing (TF), and Fire Protection (FP)	100	0	High Desirability – cooling towers, toilet flushing and fire protection

### Water Resource Caution Areas

Water resource caution areas (WRCAs) are areas that have critical water supply problems or are projected to have critical water supply problems within the next 20 years. Originally, water reuse was required only within these water resource caution areas, unless such reuse is not economically, environmentally, or technically feasible as determined by a reuse feasibility study. Currently, Chapter 62-40, F.A.C., requires use of reclaimed water statewide. Domestic wastewater facilities located within, discharging within, or serving a population within designated water resource caution areas are required to prepare reuse feasibility studies before receiving a domestic wastewater permit. Table 9 summarizes information about reuse systems located within WRCAs and those located outside of WRCAs.

**Table 9. Reuse Activity in Water Resource Caution Areas**

Reuse Activity	Inside WRCA	Outside WRCA	Total
Number of Reuse Systems	328	100	428
Number of WWTFs Providing Reuse	372	104	476
Number of WWTFs with no Reuse (Disposal Only)	30	9	39
Total Wastewater Capacity (mgd)	2,356	263	2,618
Total Wastewater Flow (mgd)	1,547	155	1,702
Reuse Capacity (mgd)	1,422	335	1,757
Reuse Flow (mgd)	676	144	820
Public Access Reuse Flow (mgd) <sup>(a)</sup>	416	52	467
Edible Crops Reuse Flow (mgd)	7	0	7

Note:

- (a) This includes irrigation of residential landscapes, golf courses, schools, parks and other public access reuse such as toilet flushing and fire protection.

### Cross-Connection Control

Cross-connections between reclaimed water lines and potable water lines are strictly prohibited in Florida. In 1999, reporting requirements for cross-connection control activities were added to the Annual Reuse Report Form. Appendix J summarizes cross-connection control activities reported by reuse systems for the October 1, 2018, to September 30, 2019, reporting period.

Of the 260 reuse systems that reported cross-connection control activities, 14 reuse systems reported identifying and eliminating one or more cross-connections. A total of 23,050 new connections to public access reuse systems were reported to occur during the reporting period. About 99.7 percent of the new connections were inspected to ensure that no cross-connections had been created.

The 2012 *Guidelines for Water Reuse* published by the U.S. Environmental Protection Agency (EPA) provides guidelines for establishing cross-connection prevention and control programs. Utilities should consult the EPA Guidelines for implementation and enforcement of cross-connection control programs.

### ***Previous Inventories and Trends***

DEP has published reuse inventories since 1998. Table 10 shows a summary of the total number of domestic wastewater treatment facilities providing water for reuse, reuse capacities and capacity ratios of the reuse facilities, and average reuse flow rates and flow ratios recorded for these previous inventories and the 2019 inventory. Figure 3 presents the growth of Florida's reuse capacity and flow. The capacity and flow ratios are also presented in Figure 3.

**Table 10. Summary of DEP Reuse Inventories (1998 to Present)**

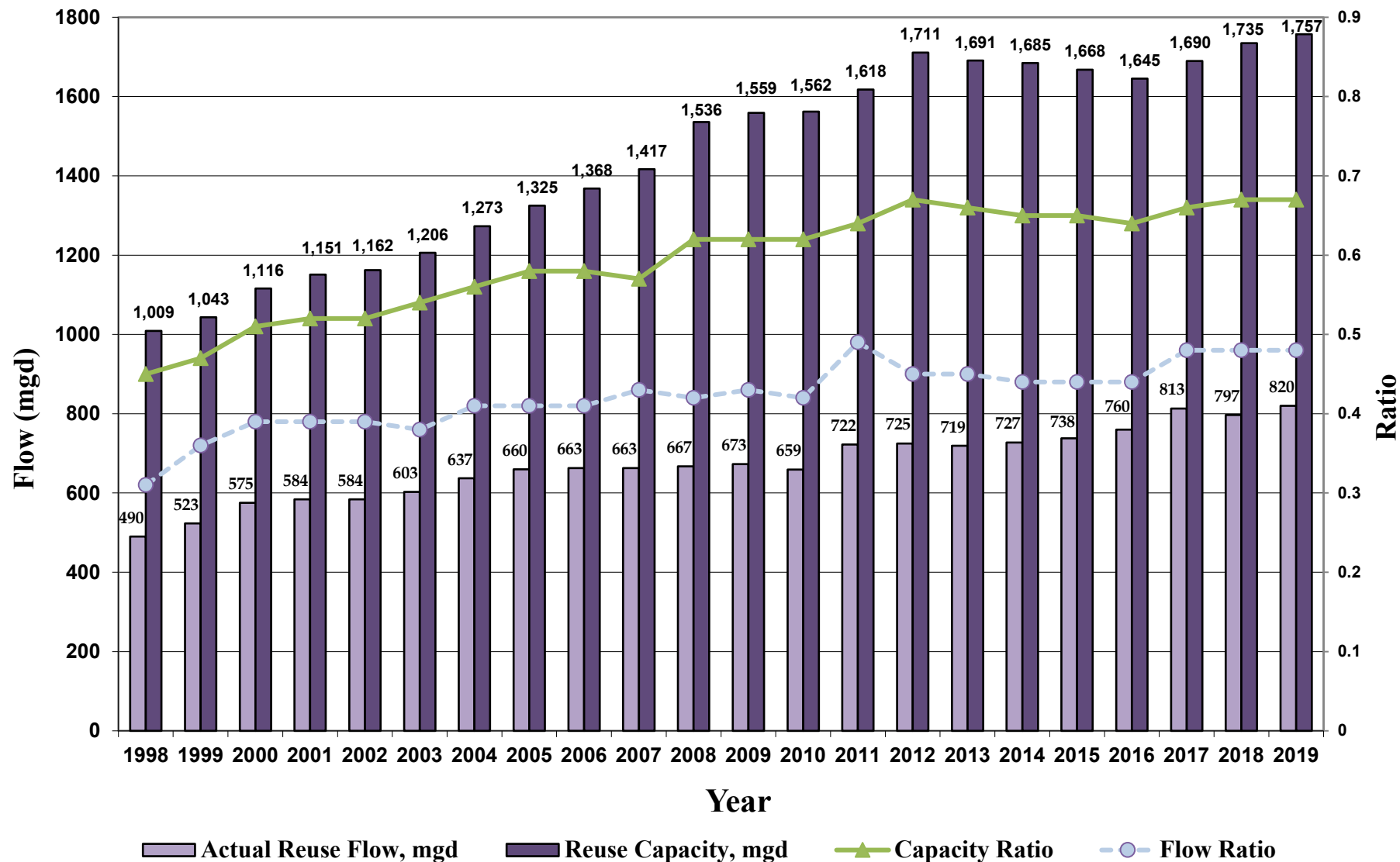
Report Year	No. of Facilities Providing Reuse	Reuse Capacity (mgd)	Capacity Ratio <sup>(a)</sup>	Reuse Flow (mgd)	Flow Ratio <sup>(b)</sup>
1998	451	1,009	0.45	490	0.31
1999	459	1,043	0.47	523	0.36
2000	457	1,116	0.51	575	0.39
2001	461	1,151	0.52	584	0.39
2002	467	1,162	0.52	584	0.39
2003	469	1,206	0.54	603	0.38
2004	468	1,273	0.56	637	0.41
2005	465	1,325	0.58	660	0.41
2006	468	1,368	0.58	663	0.41
2007	475	1,417	0.57	663	0.43
2008	481	1,536	0.62	667	0.42
2009	484	1,559	0.62	673	0.43
2010	482	1,562	0.62	659	0.42
2011	487	1,618	0.64	722	0.49
2012	486	1,711	0.67	725	0.45
2013	482	1,691	0.66	719	0.45
2014	477	1,685	0.65	727	0.44
2015	478	1,668	0.65	738	0.44
2016	478	1,645	0.64	760	0.44
2017	477	1,690	0.66	813	0.48
2018	478	1,735	0.67	797	0.48
2019	476	1,757	0.67	820	0.48

Notes:

(a) Capacity Ratio = Total Reuse Capacity/Total WWTF Capacity.

(b) Flow Ratio = Total Reuse Flow/Total WWTF Flow.

Figure 3: Florida's Reuse Growth





### ***Future Updates***

DEP will continue to update this inventory each year to monitor the effectiveness of Florida's reuse program.

Suggested corrections, additions, or deletions may be brought to the attention of Abel Agosto, at: Florida Department of Environmental Protection, Mail Station 3545, 2600 Blair Stone Road, Tallahassee, Florida 32399-2400; or [Abel.Agosto@FloridaDEP.gov](mailto:Abel.Agosto@FloridaDEP.gov).

### ***Reuse Webpage***

For more information on water reuse in Florida, please see DEP's reuse web page at:

<https://floridadep.gov/water/domestic-wastewater/content/water-reuse-program>.

Downloadable spreadsheets for each of this report's appendices can be found at:

<https://floridadep.gov/water/domestic-wastewater/content/reuse-inventory-database-and-annual-report>.

### ***References***

Demographic Estimating Conference, *Florida Demographic Forecast*, Florida Office of Economic and Demographic Research, <http://edr.state.fl.us/Content/conferences/population/index.cfm>, 2020.

Florida Department of Environmental Protection, *Reuse of Reclaimed Water and Land Application*, Chapter 62-610, Florida Administrative Code, Florida Department of Environmental Protection, Tallahassee, Florida, 2006.

Florida Department of Environmental Protection, *2018 Reuse Inventory*, Florida Department of Environmental Protection, Tallahassee, Florida, 2019.

Florida Department of Environmental Protection, *2017 Reuse Inventory*, Florida Department of Environmental Protection, Tallahassee, Florida, 2019.

Florida Department of Environmental Protection, *2016 Reuse Inventory*, Florida Department of Environmental Protection, Tallahassee, Florida, 2017.

Florida Department of Environmental Protection, *2015 Reuse Inventory*, Florida Department of Environmental Protection, Tallahassee, Florida, 2016.

Florida Department of Environmental Protection, *2014 Reuse Inventory*, Florida Department of Environmental Protection, Tallahassee, Florida, 2015.

Florida Department of Environmental Protection, *2013 Reuse Inventory*, Florida Department of Environmental Protection, Tallahassee, Florida, 2014.

Florida Department of Environmental Protection, *2012 Reuse Inventory*, Florida Department of Environmental Protection, Tallahassee, Florida, 2013.

Florida Department of Environmental Protection, *2011 Reuse Inventory*, Florida Department of Environmental Protection, Tallahassee, Florida, 2012.

Florida Department of Environmental Protection, *2010 Reuse Inventory*, Florida Department of Environmental Protection, Tallahassee, Florida, 2011.

Florida Department of Environmental Protection, *2009 Reuse Inventory*, Florida Department of Environmental Protection, Tallahassee, Florida, 2010.

Florida Department of Environmental Protection, *2008 Reuse Inventory*, Florida Department of Environmental Protection, Tallahassee, Florida, 2010.

Florida Department of Environmental Protection, *2007 Reuse Inventory*, Florida Department of Environmental Protection, Tallahassee, Florida, 2009.

Florida Department of Environmental Protection, *2006 Reuse Inventory*, Florida Department of Environmental Protection, Tallahassee, Florida, 2007.

Florida Department of Environmental Protection, *2005 Reuse Inventory*, Florida Department of Environmental Protection, Tallahassee, Florida, 2006.

Florida Department of Environmental Protection, *2004 Reuse Inventory*, Florida Department of Environmental Protection, Tallahassee, Florida, 2005.

Florida Department of Environmental Protection, *2003 Reuse Inventory*, Florida Department of Environmental Protection, Tallahassee, Florida, 2004.

Florida Department of Environmental Protection, *2002 Reuse Inventory*, Florida Department of Environmental Protection, Tallahassee, Florida, 2003.

Florida Department of Environmental Protection, *2001 Reuse Inventory*, Florida Department of Environmental Protection, Tallahassee, Florida, 2002.

Florida Department of Environmental Protection, *2000 Reuse Inventory*, Florida Department of Environmental Protection, Tallahassee, Florida, 2001.

Florida Department of Environmental Protection, *1999 Reuse Inventory*, Florida Department of Environmental Protection, Tallahassee, Florida, 2000.

Florida Department of Environmental Protection, *1998 Reuse Inventory*, Florida Department of Environmental Protection, Tallahassee, Florida, 1999.

Florida Department of Environmental Protection, *1997 Reuse Inventory*, Florida Department of Environmental Protection, Tallahassee, Florida, 1998.

Florida Department of Environmental Protection, *1996 Reuse Inventory*, Florida Department of Environmental Protection, Tallahassee, Florida, 1997.

Florida Department of Environmental Regulation, *1992 Reuse Inventory*, Florida Department of Environmental Regulation, Tallahassee, Florida, 1992.

Florida Department of Environmental Regulation, *1990 Reuse Inventory*, Florida Department of Environmental Regulation, Tallahassee, Florida, 1990.

Florida Department of Environmental Regulation, *1986 Reuse Inventory*, Florida Department of Environmental Regulation, Tallahassee, Florida, 1986.

Florida Legislature, *Florida County Population Estimates: April 1, 2019*, Office of Economic and Demographic Research, Tallahassee, Florida, 2020.

Reuse Coordinating Committee, *Water Reuse for Florida: Strategies for Effective Use of Reclaimed Water*, Florida Department of Environmental Protection, Tallahassee, Florida, 2003.

*Florida Department of Environmental Protection  
2019 Reuse Inventory*

United States Environmental Protection Agency, *2012 Guidelines for Water Reuse*, United States Environmental Protection Agency, Washington D.C., 2012.

***Appendices***

## Appendix A. Reuse Systems in the Inventory

County	Reuse System Name	City	Date Received	WAFR ID	WMD	DEP	WRCA?
Alachua	ALACHUA, CITY OF	Alachua	03-Dec-19	FLA011290	SRWMD	JAX	Yes
Alachua	GRU-KANAPAHA	Gainesville	19-Dec-19	FL0112895	SJRWMD	JAX	Yes
Alachua	GRU-MAIN STREET	Gainesville	18-Dec-19	FL0027251	SJRWMD	JAX	Yes
Alachua	HAWTHORNE, CITY OF	Hawthorne	30-Dec-19	FLA011291	SJRWMD	JAX	Yes
Alachua	HIGH SPRINGS, CITY OF	High Springs	30-Dec-19	FLA286095	SRWMD	JAX	Yes
Alachua	NEWBERRY WWTF	Newberry	03-Dec-19	FLA011292	SRWMD	JAX	Yes
Alachua	UNIVERSITY OF FLORIDA-LAKE ALICE	Gainesville	11-Dec-19	FLA011322	SJRWMD	JAX	Yes
Baker	BAKER CORRECTIONAL INSTITUTION	Sanderson	24-Oct-19	FLA011332	SJRWMD	JAX	Yes
Bay	BAY CO. NORTH	Southport	28-Oct-19	FLA428523	NFWWMD	PEN	No
Bay	BAY CO.-MILITARY POINT REGIONAL	Panama City	10-Oct-19	FL0167959	NFWWMD	PEN	No
Bay	LYNN HAVEN, CITY OF	Lynn Haven	02-Jan-20	FL0169978	NFWWMD	PEN	No
Bay	PANAMA CITY BEACH, CITY OF	Panama City Beach	10-Dec-19	FL0021512	NFWWMD	PEN	No
Bradford	FLORIDA STATE PRISON WWTF	Raiford	21-Oct-19	FLA113450	SRWMD	JAX	Yes
Bradford	STARKE, CITY OF	Starke	15-Oct-19	FL0028126	SRWMD	JAX	Yes
Brevard	BCUD-BAREFOOT BAY	Barefoot Bay	05-Nov-19	FL0042293	SJRWMD	ORL	Yes
Brevard	BCUD-NORTH BREVARD REGIONAL	Mims	20-Nov-19	FLA010263	SJRWMD	ORL	Yes
Brevard	BCUD-PORT ST. JOHN	Cocoa	25-Nov-19	FLA102750	SJRWMD	ORL	Yes
Brevard	BCUD-SOUTH BEACHES	Melbourne Beach	27-Dec-19	FL0040622	SJRWMD	ORL	Yes
Brevard	BCUD-SOUTH CENTRAL REGIONAL	Melbourne	27-Nov-19	FL0102679	SJRWMD	ORL	Yes
Brevard	BCUD-SYKES CREEK	Merritt Island	30-Dec-19	FLA102695	SJRWMD	ORL	Yes
Brevard	CAPE CANAVERAL AIR FORCE STATION-REGIONAL	Cape Canaveral AFS	19-Nov-19	FL0102920	SJRWMD	ORL	Yes
Brevard	CAPE CANAVERAL, CITY OF	Cape Canaveral	04-Dec-19	FL0020541	SJRWMD	ORL	Yes
Brevard	COCOA BEACH, CITY OF	Cocoa Beach	23-Dec-19	FL0021105	SJRWMD	ORL	Yes
Brevard	COCOA, CITY OF	Cocoa	17-Dec-19	FL0021521	SJRWMD	ORL	Yes
Brevard	MELBOURNE-NORTH & SOUTH SERVICE AREA	Melbourne	12-Nov-19	FLA010323	SJRWMD	ORL	Yes

Florida Department of Environmental Protection  
2019 Reuse Inventory

County	Reuse System Name	City	Date Received	WAFR ID	WMD	DEP	WRCA?
Brevard	PALM BAY, CITY OF	Palm Bay	31-Dec-19	FLA103357	SJRWMD	ORL	Yes
Brevard	ROCKLEDGE, CITY OF	Rockledge	06-Nov-19	FL0021571	SJRWMD	ORL	Yes
Brevard	SUN LAKE ESTATES	Cocoa	*	FLA010353	SJRWMD	ORL	Yes
Brevard	THE GREAT OUTDOORS GOLF/R V RESORT	Titusville	09-Dec-19	FLA010386	SJRWMD	ORL	Yes
Brevard	TITUSVILLE REUSE SYSTEM	Titusville	30-Dec-19	FL0103349	SJRWMD	ORL	Yes
Brevard	WEST MELBOURNE, CITY OF (RAY BULLARD)	West Melbourne	05-Nov-19	FLA010332	SJRWMD	ORL	Yes
Broward	BROWARD CO. NORTH REGIONAL	Pompano Beach	07-Nov-19	FL0031771	SFWMD	WPB	Yes
Broward	HOLLYWOOD, CITY OF	Hollywood	28-Oct-19	FL0026255	SFWMD	WPB	Yes
Broward	MIRAMAR, CITY OF WWTF	Miramar	18-Dec-19	FLA017025	SFWMD	WPB	Yes
Broward	PLANTATION, CITY OF	Plantation	15-Nov-19	FLA040401	SFWMD	WPB	Yes
Broward	POMPANO BEACH	Pompano Beach	09-Dec-19	FLA013581	SFWMD	WPB	Yes
Broward	SUNRISE, CITY OF-SOUTHWEST	Davie	12-Dec-19	FLA013580	SFWMD	WPB	Yes
Broward	TINDALL HAMMOCK I&SC (FERNCREST)	Davie	11-Nov-19	FLA013583	SFWMD	WPB	Yes
Broward	TOWN OF DAVIE	Davie	11-Oct-19	FLA706736	SFWMD	WPB	Yes
Charlotte	CHARLOTTE CO UTILITIES MASTER REUSE SYSTEM	Port Charlotte	17-Dec-19	FL0040291	SWFWMD	FTM	Yes
Charlotte	CHARLOTTE CO.-BURNT STORE	Punta Gorda	17-Dec-19	FLA014083	SWFWMD	FTM	Yes
Charlotte	CHARLOTTE CORRECTIONAL INSTITUTION	Punta Gorda	03-Dec-19	FLA014130	SFWMD	FTM	Yes
Charlotte	ENGLEWOOD WATER DISTRICT SOUTH	Grove City	18-Dec-19	FLA014126	SWFWMD	FTM	Yes
Charlotte	RIVERWOOD UTILITIES	Port Charlotte	19-Dec-19	FLA014060	SWFWMD	FTM	Yes
Charlotte	TOWN AND COUNTRY UTILITY BABCOCK RANCH	Punta Gorda	<i>New</i>	FLA665495	SWFWMD	FTM	Yes
Citrus	BEVERLY HILLS-ROLLING OAKS	Beverly Hills	30-Dec-19	FLA011869	SWFWMD	TPA	No
Citrus	CITRUS CO.-BRENTWOOD REGIONAL	Hernando	24-Oct-19	FLA011844	SWFWMD	TPA	No
Citrus	CITRUS CO.-MEADOWCREST	Crystal River	24-Oct-19	FLA011845	SWFWMD	TPA	No
Citrus	CITRUS CO.-POINT OF WOODS	Inverness	24-Oct-19	FLA011893	SWFWMD	TPA	No
Citrus	CITRUS CO.-SW REGIONAL (SUGARMILL WOODS)	Sugarmill Woods	24-Oct-19	FLA011903	SWFWMD	TPA	No
Citrus	CRYSTAL RIVER, CITY OF	Crystal River	20-Dec-19	FLA011848	SWFWMD	TPA	No
Citrus	INVERNESS, CITY OF	Inverness	20-Dec-19	FLA011847	SWFWMD	TPA	No

Florida Department of Environmental Protection  
2019 Reuse Inventory

County	Reuse System Name	City	Date Received	WAFR ID	WMD	DEP	WRCA?
Clay	CCUA-KEYSTONE HEIGHTS WWTF	Keystone Heights	*	FLA362743	SJRWMD	JAX	Yes
Clay	CCUA-PETER'S CREEK WWTF	Green Cove Springs	20-Dec-19	FLA327841	SJRWMD	JAX	Yes
Clay	CCUA-RECLAIMED DISTRIBUTION	Orange Park	26-Dec-19	FL0173371	SJRWMD	JAX	Yes
Clay	GREEN COVE SPRINGS, CITY OF	Green Cove Springs	04-Nov-19	FL0020915	SJRWMD	JAX	Yes
Clay	ORANGE PARK WWTF	Orange Park	27-Dec-19	FL0023922	SJRWMD	JAX	No
Collier	AVE MARIA UTILITY CO	Ave Maria	30-Dec-19	FLA376400	SFWMD	FTM	No
Collier	COLLIER CO.-GOLDEN GATE	Naples	30-Dec-19	FLA142140	SFWMD	FTM	Yes
Collier	COLLIER CO.-NORTH & SOUTH	Naples	14-Nov-19	FL0141399	SFWMD	FTM	Yes
Collier	COLLIER CO.-NORTHEAST UTILITIES	Naples	14-Nov-19	FLA014165	SFWMD	FTM	Yes
Collier	EVERGLADES CITY, CITY OF	Everglades City	20-Dec-19	FLA027618	SFWMD	FTM	Yes
Collier	IMMOKALEE	Immokalee	18-Oct-19	FLA014132	SFWMD	FTM	Yes
Collier	MARCO ISLAND, CITY OF (MARCO ISLAND UTILITIES)	Marco Island	30-Dec-19	FLA014167	SFWMD	FTM	Yes
Collier	MARCO ISLAND, CITY OF-MARCO SHORES	Naples	30-Dec-19	FLA014174	SFWMD	FTM	Yes
Collier	NAPLES, CITY OF	Naples	12-Dec-19	FL0026271	SFWMD	FTM	Yes
Collier	PORT OF THE ISLANDS COMMUNITY IMPROVEMENT DISTRICT	Naples	26-Dec-19	FLA141704	SFWMD	FTM	Yes
Columbia	COLUMBIA CORRECTIONAL INSTITUTION	Lake City	22-Oct-19	FLA011418	SRWMD	JAX	Yes
Columbia	LAKE CITY, CITY OF	Lake City	04-Nov-19	FLA113956	SRWMD	JAX	Yes
DeSoto	ARCADIA, CITY OF	Arcadia	04-Dec-19	FL0027511	SWFWMD	FTM	Yes
DeSoto	DESOTO CO.-LAKE SUZY	Lake Suzy	04-Dec-19	FLA119644	SWFWMD	FTM	Yes
DeSoto	DESOTO COUNTY REGIONAL WWTP	Arcadia	03-Dec-19	FLA530808	SWFWMD	FTM	Yes
Dixie	CROSS CITY, TOWN OF	Cross City	23-Oct-19	FLA114201	SRWMD	JAX	No
Duval	JACKSONVILLE BEACH	Jacksonville Beach	16-Oct-19	FL0020231	SJRWMD	JAX	Yes
Duval	JEA-BUCKMAN STREET	Jacksonville	01-Jan-20	FL0026000	SJRWMD	JAX	Yes
Duval	JEA-DISTRICT II	Jacksonville	01-Jan-20	FL0026450	SJRWMD	JAX	Yes
Duval	JEA-SOUTH GRID	Jacksonville	01-Jan-20	FL0174441	SJRWMD	JAX	Yes
Duval	JEA-SOUTHWEST DISTRICT	Jacksonville	01-Jan-20	FL0026468	SJRWMD	JAX	Yes
Duval	NORMANDY VILLAGE UTILITY CO-OP	Jacksonville	30-Dec-19	FLA011517	SJRWMD	JAX	Yes



Florida Department of Environmental Protection  
2019 Reuse Inventory

County	Reuse System Name	City	Date Received	WAFR ID	WMD	DEP	WRCA?
Duval	US NAS JACKSONVILLE	Jacksonville	18-Nov-19	FL0000957	SJRWMD	JAX	Yes
Escambia	ECUA-BAYOU MARCUS WRF	Pensacola	12-Nov-19	FL0031801	NFWWMD	PEN	No
Escambia	ECUA-CENTRAL WRF	Cantonment	22-Nov-19	FL0559351	NFWWMD	PEN	No
Escambia	ECUA-PENSACOLA BEACH	Pensacola Beach	07-Oct-19	FL0024007	NFWWMD	PEN	No
Flagler	BEACH HAVEN WWTF	Palm Coast	14-Jan-20	FLA357171	SJRWMD	JAX	No
Flagler	BULOW VILLAGE	Flagler Beach	20-Jan-20	FLA011601	SJRWMD	JAX	Yes
Flagler	BUNNELL, CITY OF	Bunnell	19-Dec-19	FL0020907	SJRWMD	JAX	Yes
Flagler	DUNES COMMUNITY DEVELOPMENT DISTRICT	Palm Coast	16-Dec-19	FLA011602	SJRWMD	JAX	Yes
Flagler	FLAGLER CO.-PLANTATION BAY	Jacksonville	18-Nov-19	FLA011597	SJRWMD	JAX	Yes
Flagler	MATANZAS SHORES	Palm Coast	15-Jan-20	FLA011599	SJRWMD	JAX	Yes
Flagler	PALM COAST SERVICE AREA 1	Palm Coast	06-Dec-19	FL0116009	SJRWMD	JAX	Yes
Flagler	PALM COAST SERVICE AREA 2	Palm Coast	19-Dec-19	FL0710008	SJRWMD	JAX	Yes
Franklin	APALACHICOLA WWTF	Apalachicola	24-Dec-19	FLA038857	NFWWMD	PEN	No
Franklin	CARRABELLE, CITY OF	Carrabelle	03-Dec-19	FLA100641	NFWWMD	PEN	No
Franklin	EASTPOINT WATER & SEWER DISTRICT	Eastpoint	17-Dec-19	FLA010065	NFWWMD	PEN	No
Gadsden	GRETNA, CITY OF	Gretna	07-Oct-19	FLA100781	NFWWMD	PEN	Yes
Gadsden	HAVANA, TOWN OF	Havana	06-Dec-19	FLA100765	NFWWMD	PEN	No
Gadsden	QUINCY, CITY OF	Quincy	06-Dec-19	FL0029033	NFWWMD	PEN	No
Gadsden	TALQUIN-GADSDEN EAST WWTP	Quincy	28-Dec-19	FLA187941	NFWWMD	PEN	No
Gadsden	TALQUIN-HAVANA MIDDLE SCHOOL	Havana	27-Dec-19	FLA010085	NFWWMD	PEN	No
Gilchrist	LANCASTER CORRECTIONAL INSTITUTION	Trenton	08-Oct-19	FLA011620	SRWMD	JAX	Yes
Gilchrist	TRENTON, CITY OF	Trenton	21-Nov-19	FLA011615	SRWMD	JAX	Yes
Glades	GLADES CORRECTIONAL INSTITUTION	Moore Haven	30-Dec-19	FLA016891	SFWMD	FTM	Yes
Gulf	GULF CORRECTIONAL INSTITUTION	Wewahitchka	09-Dec-19	FLA010105	NFWWMD	PEN	No
Gulf	PORT ST. JOE, CITY OF	Port St. Joe	31-Dec-19	FLA020206	NFWWMD	PEN	No
Hamilton	HAMILTON COUNTY (SR6/I-75)	Jasper	05-Nov-19	FLA649163	SRWMD	JAX	Yes
Hamilton	JENNINGS, TOWN OF	Jennings	05-Nov-19	FLA011623	SRWMD	JAX	Yes

Florida Department of Environmental Protection  
2019 Reuse Inventory

County	Reuse System Name	City	Date Received	WAFR ID	WMD	DEP	WRCA?
Hamilton	WHITE SPRINGS, TOWN OF	White Springs	16-Oct-19	FLA116220	SRWMD	JAX	Yes
Hardee	HARDEE CO.-BOWLING GREEN	Bowling Green	30-Oct-19	FLA119911	SWFWMD	TPA	Yes
Hardee	HARDEE CO.-WAUCHULA HILLS	Bowling Green	30-Oct-19	FLA290980	SWFWMD	TPA	Yes
Hardee	HARDEE COUNTY CORRECTIONAL	Bowling Green	21-Dec-19	FLA012022	SWFWMD	TPA	Yes
Hardee	WAUCHULA, CITY OF	Wauchula	15-Oct-19	FLA119890	SWFWMD	TPA	Yes
Hardee	ZOLFO SPRINGS, TOWN OF	Zolfo Springs	08-Jan-20	FLA119903	SWFWMD	TPA	Yes
Hendry	CLEWISTON, CITY OF	Clewiston	28-Dec-19	FL0040665	SFWMD	FTM	Yes
Hendry	HENDRY CO.-PORT LABELLE	LaBelle	07-Nov-19	FLA014290	SFWMD	FTM	Yes
Hendry	LABELLE, CITY OF	LaBelle	19-Dec-19	FLA014283	SFWMD	FTM	Yes
Hernando	BROOKSVILLE, CITY OF	Brooksville	01-Jan-20	FLA012036	SWFWMD	TPA	No
Hernando	HERNANDO CO.-BROOKRIDGE	Brooksville	07-Nov-19	FLA012028	SWFWMD	TPA	No
Hernando	HERNANDO CO.-HERNANDO AIRPORT SUBREGIONAL WWTF	Brooksville	07-Nov-19	FLA017223	SWFWMD	TPA	No
Hernando	HERNANDO CO.-RIDGE MANOR	Brooksville	07-Nov-19	FLA012031	SWFWMD	TPA	No
Hernando	HERNANDO CO.-SPRING HILL	Spring Hill	07-Nov-19	FLA012043	SWFWMD	TPA	No
Hernando	HERNANDO CO.-THE GLEN	Brooksville	07-Nov-19	FLA012069	SWFWMD	TPA	No
Highlands	AVON PARK, CITY OF	Avon Park	23-Oct-19	FLA014313	SWFWMD	FTM	Yes
Highlands	LAKE PLACID, TOWN OF - NORTH	Lake Placid	03-Dec-19	FLA281484	SWFWMD	FTM	Yes
Highlands	LAKE PLACID, TOWN OF - TOMOKA HEIGHTS	Lake Placid	03-Dec-19	FLA014329	SWFWMD	FTM	Yes
Highlands	SEBRING AIRPORT AUTHORITY	Sebring	30-Dec-19	FLA014309	SFWMD	FTM	Yes
Highlands	SEBRING, CITY OF	Sebring	17-Dec-19	FLA014311	SWFWMD	FTM	Yes
Highlands	SUN 'N LAKE ESTATES OF SEBRING	Sebring	07-Nov-19	FLA014389	SWFWMD	FTM	Yes
Highlands	SUN 'N LAKE OF SEBRING UNIT 4	Sebring	07-Nov-19	FLA016268	SWFWMD	FTM	Yes
Highlands	VILLAGES OF HIGHLANDS RIDGE WWTF	Avon Park	*	FLA143391	SWFWMD	FTM	Yes
Hillsborough	COUNTRY MEADOWS-GOLDEN LAKES (CW UTILITY SYSTEMS)	Plant City	20-Dec-19	FLA122246	SWFWMD	TPA	Yes
Hillsborough	HILLSBOROUGH CO. - SOUTH - CENTRAL COUNTY REUSE SYSTEM	Ruskin	30-Dec-19	FL0028061	SWFWMD	TPA	Yes

Florida Department of Environmental Protection  
2019 Reuse Inventory

County	Reuse System Name	City	Date Received	WAFR ID	WMD	DEP	WRCA?
Hillsborough	HILLSBOROUGH CO.-NORTHWEST REUSE SYSTEM	Tampa	30-Dec-19	FL0041670	SWFWMD	TPA	Yes
Hillsborough	MACDILL AIR FORCE BASE	Tampa	30-Dec-19	FLA012124	SWFWMD	TPA	Yes
Hillsborough	PLANT CITY WRF	Plant City	20-Dec-19	FL0026557	SWFWMD	TPA	Yes
Hillsborough	RICE CREEK UTILITY COMPANY	Riverview	29-Nov-19	FL0122076	SWFWMD	TPA	Yes
Hillsborough	RIVERSIDE CLUB	Ruskin	29-Nov-19	FLA012169	SWFWMD	TPA	Yes
Hillsborough	TAMPA, CITY OF-HOWARD F. CURREN	Tampa	30-Dec-19	FL0020940	SWFWMD	TPA	Yes
Hillsborough	WINDEMERE UTILITY INC. (SCARECROW UTILITY)	Lutz	26-Oct-19	FLA012138	SWFWMD	TPA	Yes
Indian River	IRCUD-WEST REGIONAL	Vero Beach	23-Dec-19	FL0041637	SJRWMD	WPB	Yes
Indian River	VERO BEACH, CITY OF	Vero Beach	31-Oct-19	FLA021661	SJRWMD	WPB	Yes
Jackson	COTTONDALE, CITY OF	Cottondale	25-Oct-19	FLA101168	NWFWMD	PEN	No
Jackson	GRAND RIDGE, TOWN OF	Grand Ridge	13-Jan-20	FLA546429	NWFWMD	PEN	No
Jackson	JACKSON CORRECTIONAL INSTITUTION	Malone	21-Oct-19	FLA010127	NWFWMD	PEN	No
Jackson	MARIANNA, CITY OF WWTP	Marianna	10-Oct-19	FLA101141	NWFWMD	PEN	No
Jackson	SNEADS, TOWN OF	Sneads	06-Nov-19	FLA010115	NWFWMD	PEN	No
Jefferson	JEFFERSON CORRECTIONAL INSTITUTION	Monticello	19-Dec-19	FLA011642	SRWMD	PEN	No
Jefferson	MONTICELLO, CITY OF	Monticello	10-Oct-19	FL0027839	NWFWMD	PEN	No
Lafayette	MAYO CORRECTIONAL INSTITUTION	Mayo	02-Jan-20	FLA011646	SRWMD	JAX	No
Lafayette	MAYO, TOWN OF	Mayo	31-Dec-19	FLA011643	SRWMD	JAX	No
Lake	CLERBROOK RV RESORTS	Clermont	23-Dec-19	FLA010538	SJRWMD	ORL	Yes
Lake	CLERMONT-EAST	Clermont	15-Nov-19	FLA010515	SJRWMD	ORL	Yes
Lake	EUSTIS, CITY OF	Eustis	09-Dec-19	FLA010507	SJRWMD	ORL	Yes
Lake	GROVELAND-SAMPEY RD.	Groveland	24-Jan-20	FLA010513	SJRWMD	ORL	Yes
Lake	GROVELAND-SUNSHINE PARKWAY	North of Minneola	24-Jan-20	FLA010656	SJRWMD	ORL	Yes
Lake	LADY LAKE WWTF	Lady Lake	23-Dec-19	FLA399761	SJRWMD	ORL	Yes
Lake	LAKE CORRECTIONAL INSTITUTION	Clermont	13-Nov-19	FLA010660	SJRWMD	ORL	Yes
Lake	LAKE GROVES UTILITIES	Clermont	05-Dec-19	FLA010630	SJRWMD	ORL	Yes
Lake	LEESBURG, CITY OF	Leesburg	02-Dec-19	FLA105066	SJRWMD	ORL	Yes

Florida Department of Environmental Protection  
2019 Reuse Inventory

County	Reuse System Name	City	Date Received	WAFR ID	WMD	DEP	WRCA?
Lake	MID-FLORIDA LAKES	Leesburg	23-Dec-19	FLA010657	SJRWMD	ORL	Yes
Lake	MINNEOLA, CITY OF	Minneola	04-Nov-19	FLA356344	SJRWMD	ORL	Yes
Lake	MOUNT DORA, CITY OF	Mount Dora	11-Oct-19	FLA010508	SJRWMD	ORL	Yes
Lake	OAK SPRINGS MHP	Sorrento	*	FLA010629	SJRWMD	ORL	Yes
Lake	PENNBROOKE UTILITIES INC.	Leesburg	17-Oct-19	FLA010570	SJRWMD	ORL	Yes
Lake	PINE ISLAND WWTF	Monteverde	23-Dec-19	FLA297631	SJRWMD	ORL	Yes
Lake	SOUTHLAKE COMMUNITY	Clermont	10-Oct-19	FLA010634	SJRWMD	ORL	Yes
Lake	ST. JOHNS RIVER UTILITY (ASTOR PARK)	Astor	07-Oct-19	FLA187496	SJRWMD	ORL	Yes
Lake	TAVARES/WOODLEA ROAD	Tavares	03-Jan-20	FLA010509	SJRWMD	ORL	Yes
Lake	THE VILLAGES-VILLAGES	Lady Lake	20-Dec-19	FLA010555	SJRWMD	ORL	Yes
Lake	UMATILLA, CITY OF	Umatilla	27-Nov-19	FLA010505	SJRWMD	ORL	Yes
Lake	WATER OAK ESTATES	Lady Lake	29-Nov-19	FLA010529	SJRWMD	ORL	Yes
Lee	BONITA SPRINGS-RESOURCE CONSERVATION SYS.	Bonita Springs	07-Nov-19	FLA014443	SFWMD	FTM	Yes
Lee	CAPE CORAL, WATER INDEPENDENCE FOR	Cape Coral	28-Dec-19	FL0030007	SFWMD	FTM	Yes
Lee	CITRUS PARK-NORTH	Bonita Springs	27-Dec-19	FLA014477	SFWMD	FTM	Yes
Lee	CROSS CREEK COUNTRY CLUB	Fort Myers	02-Dec-19	FLA014505	SFWMD	FTM	Yes
Lee	EAGLE RIDGE	Fort Myers	02-Dec-19	FLA014498	SFWMD	FTM	Yes
Lee	FGUA-DEL PRADO WWTF (FKA NORTH FORT MYERS UTILITY)	North Ft. Myers	15-Jan-20	FLA014548	SFWMD	FTM	Yes
Lee	FGUA-LAKE FAIRWAYS FFEC SIX	N. Ft. Myers	18-Dec-19	FLA014463	SFWMD	FTM	Yes
Lee	FGUA-LEHIGH ACRES	Lehigh	15-Dec-19	FLA014565	SFWMD	FTM	Yes
Lee	FGUA-SOUTH SEAS PLANTATION	Captiva	31-Dec-19	FLA014686	SFWMD	FTM	Yes
Lee	FIDDLESTICKS COUNTRY CLUB	Fort Myers	27-Dec-19	FLA014484	SFWMD	FTM	Yes
Lee	FOREST UTILITIES	Fort Myers	06-Nov-19	FLA014478	SFWMD	FTM	Yes
Lee	FORT MYERS CITY CENTRAL	Fort Myers	22-Nov-19	FL0021261	SFWMD	FTM	Yes
Lee	GASPARILLA ISLAND WATER	Boca Grande	27-Dec-19	FLA014641	SFWMD	FTM	Yes
Lee	HUNTER'S RIDGE	Bonita Springs	25-Oct-19	FLA014541	SFWMD	FTM	Yes
Lee	LEE CO.-FIESTA VILLAGE	Fort Myers	27-Dec-19	FL0039829	SFWMD	FTM	Yes

Florida Department of Environmental Protection  
2019 Reuse Inventory

County	Reuse System Name	City	Date Received	WAFR ID	WMD	DEP	WRCA?
Lee	LEE CO.-FORT MYERS BEACH	Ft. Myers Beach	27-Dec-19	FLA144215	SFWMD	FTM	Yes
Lee	LEE CO.-GATEWAY SERVICES DISTRICT	Fort Myers	27-Dec-19	FLA014542	SFWMD	FTM	Yes
Lee	LEE CO.-PINE ISLAND WWTP	St. James City	27-Dec-19	FLA176460	SFWMD	FTM	Yes
Lee	LEE CO.-THREE OAKS	Fort Myers	27-Dec-19	FLA145190	SFWMD	FTM	Yes
Lee	SANIBEL-DONAX	Sanibel	27-Dec-19	FLA014430	SFWMD	FTM	Yes
Leon	TALLAHASSEE, CITY OF-T.P. SMITH	Tallahassee	20-Dec-19	FLA010139	NWFWMD	PEN	No
Leon	TALQUIN-KILLEARN LAKES SUBDIVISION	Tallahassee	27-Dec-19	FLA010173	NWFWMD	PEN	No
Leon	TALQUIN-LAKE JACKSON	Tallahassee	31-Dec-19	FLA010171	NWFWMD	PEN	No
Leon	TALQUIN-MEADOWS-AT-WOODRUN	Tallahassee	27-Dec-19	FLA010159	NWFWMD	PEN	No
Leon	TALQUIN-SANDSTONE RANCH SUBDIVISION	Tallahassee	27-Dec-19	FLA010167	NWFWMD	PEN	No
Levy	CEDAR KEY	Cedar Key	05-Nov-19	FL0031216	SRWMD	JAX	No
Levy	CHIEFLAND	Chiefland	03-Jan-20	FLA011648	SRWMD	JAX	No
Levy	WILLISTON, CITY OF	Williston	30-Dec-19	FLA012612	SWFWMD	JAX	No
Liberty	BRISTOL, CITY OF	Bristol	14-Oct-19	FLA284602	NWFWMD	PEN	No
Liberty	LIBERTY CORRECTIONAL INSTITUTION	Bristol	14-Oct-19	FLA010179	NWFWMD	PEN	No
Madison	GREENVILLE, TOWN OF	Greenville	26-Dec-19	FLA011658	SRWMD	JAX	No
Madison	MADISON, CITY OF	Madison	03-Jan-20	FLA116572	SRWMD	JAX	No
Manatee	BRADEN RIVER UTILITIES MASTER REUSE	Lakewood Ranch	22-Nov-19	FL0824381	SWFWMD	TPA	No
Manatee	BRADENTON, CITY OF	Bradenton	31-Dec-19	FL0021369	SWFWMD	TPA	Yes
Manatee	MANATEE CO. MASTER REUSE SYSTEM	Bradenton	26-Dec-19	FLA474029	SWFWMD	TPA	Yes
Manatee	PALMETTO, CITY OF	Palmetto	31-Dec-19	FL0020401	SWFWMD	TPA	Yes
Marion	BELLEVIEW, CITY OF	Belleview	24-Oct-19	FLA010678	SJRWMD	ORL	Yes
Marion	FGUA-DUNNELLO	Dunnellon	08-Jan-20	FLA126594	SWFWMD	ORL	No
Marion	FGUA-JULIETTE FALLS	Dunnellon	08-Jan-20	FLA490415	SWFWMD	ORL	No
Marion	MARION CO.-NW REGIONAL (GOLDEN OCALA)	Ocala	09-Oct-19	FLA272060	SWFWMD	ORL	Yes
Marion	MARION CO.-OAK RUN	Ocala	16-Oct-19	FLA012697	SWFWMD	ORL	No
Marion	MARION CO.-SILVER SPRINGS SHORES	Ocala	25-Nov-19	FLA296651	SJRWMD	ORL	Yes

Florida Department of Environmental Protection  
2019 Reuse Inventory

County	Reuse System Name	City	Date Received	WAFR ID	WMD	DEP	WRCA?
Marion	MARION CO.-STONECREST	Summerfield	25-Nov-19	FLA010741	SJRWMD	ORL	Yes
Marion	MARION CORRECTIONAL INSTITUTION	Lowell	10-Dec-19	FLA010789	SJRWMD	ORL	Yes
Marion	MARION LANDING	Ocala	*	FLA012699	SWFWMD	ORL	No
Marion	OCALA WRF #2	Ocala	30-Dec-19	FLA010680	SJRWMD	ORL	Yes
Marion	OCALA WRF #3	Ocala	30-Dec-19	FLA190268	SWFWMD	ORL	No
Marion	ON TOP OF THE WORLD/BAY LAUREL	Ocala	20-Nov-19	FLA012683	SWFWMD	ORL	No
Marion	RAINBOW SPRINGS FIFTH REPLAT WWTF	Dunnellon	31-Dec-19	FLA012693	SWFWMD	ORL	No
Martin	INDIANTOWN COMPANY	Indiantown	18-Oct-19	FLA029939	SFWMD	WPB	Yes
Martin	MARTIN CO.-NORTH	Jensen Beach	04-Dec-19	FLA043192	SFWMD	WPB	Yes
Martin	MARTIN CO.-SOUTH (TROPICAL FARMS)	Stuart	04-Dec-19	FL0043214	SFWMD	WPB	Yes
Martin	MARTIN CORRECTIONAL INSTITUTION	Indiantown	20-Dec-19	FLA013881	SFWMD	WPB	Yes
Martin	SAILFISH POINT	Stuart	11-Dec-19	FLA017466	SFWMD	WPB	Yes
Martin	SOUTH MARTIN REGIONAL UTILITY	Hobe Sound	27-Dec-19	FLA013859	SFWMD	WPB	Yes
Martin	STUART, CITY OF	Stuart	22-Nov-19	FLA041459	SFWMD	WPB	Yes
Miami-Dade	HOMESTEAD, CITY OF	Homestead	05-Nov-19	FLA013609	SFWMD	WPB	Yes
Miami-Dade	MDWASD CENTRAL DISTRICT	Miami	26-Dec-19	FL0024805	SFWMD	WPB	Yes
Miami-Dade	MDWASD NORTH DISTRICT	Miami	18-Dec-19	FL0032182	SFWMD	WPB	Yes
Miami-Dade	MDWASD SOUTH DISTRICT	Miami	18-Dec-19	FLA042137	SFWMD	WPB	Yes
Monroe	FKAA-BIG COPPITT	Key West	18-Dec-19	FLA567591	SFWMD	FTM	Yes
Monroe	FKAA-DUCK KEY (HAWKS CAY)	Duck Key	18-Dec-19	FLA014772	SFWMD	FTM	Yes
Monroe	KEY COLONY BEACH, CITY OF	Key Colony Beach	24-Oct-19	FLA014720	SFWMD	FTM	Yes
Monroe	KEY WEST RESORT UTILITY	Key West	16-Oct-19	FLA014951	SFWMD	FTM	Yes
Monroe	MARATHON AREA 3 WWTF	Marathon	21-Oct-19	FLA642851	SFWMD	FTM	Yes
Monroe	MARATHON AREA 4 WWTF	Marathon	21-Oct-19	FLA550973	SFWMD	FTM	Yes
Monroe	MARATHON AREA 5 WWTF	Marathon	21-Oct-19	FLA187364	SFWMD	FTM	Yes
Monroe	MARATHON AREA 7 WWTF	Marathon	21-Oct-19	FLA705250	SFWMD	FTM	Yes
Monroe	NORTH KEY LARGO WWTF AT OCEAN REEF	Key Largo	23-Dec-19	FLA015009	SFWMD	FTM	Yes

Florida Department of Environmental Protection  
2019 Reuse Inventory

County	Reuse System Name	City	Date Received	WAFR ID	WMD	DEP	WRCA?
Nassau	HILLIARD, TOWN OF	Hilliard	21-Oct-19	FL0043079	SJRWMD	JAX	Yes
Nassau	JEA-NASSAU REGIONAL (SUN RAY)	O'Neal	01-Jan-20	FL0116793	SJRWMD	JAX	Yes
Nassau	NASSAU AMELIA UTILITIES	Amelia Island	14-Nov-19	FLA011688	SJRWMD	JAX	Yes
Okaloosa	CRESTVIEW, CITY OF	Crestview	14-Nov-19	FLA010193	NFWWMD	PEN	No
Okaloosa	DESTIN WATER USERS	Destin	02-Dec-19	FLA010194	NFWWMD	PEN	Yes
Okaloosa	FORT WALTON BEACH GENERAL REUSE SERVICE AREA	Fort Walton Beach	22-Jan-20	FLA101923	NFWWMD	PEN	Yes
Okaloosa	HURLBURT FIELD AIR FORCE BASE	Mary Esther	02-Oct-19	FL0003174	NFWWMD	PEN	Yes
Okaloosa	MARY ESTHER, CITY OF	Mary Esther	16-Oct-19	FLA010191	NFWWMD	PEN	Yes
Okaloosa	NICEVILLE-NV REGIONAL (VALPARAISO)	Niceville	27-Nov-19	FLA010185	NFWWMD	PEN	Yes
Okaloosa	OKALOOSA CORRECTIONAL INSTITUTION	Crestview	10-Oct-19	FLA010202	NFWWMD	PEN	No
Okaloosa	OKALOOSA-ARBENNIE PRITCHETT	Fort Walton Beach	22-Jan-20	FLA485942	NFWWMD	PEN	Yes
Okaloosa	OKALOOSA-BOB SIKES INDUSTRIAL PARK	Crestview	14-Nov-19	FLA010181	NFWWMD	PEN	No
Okaloosa	OKALOOSA-RUSSELL STEPHENSON	Mary Esther	14-Nov-19	FLA010182	NFWWMD	PEN	Yes
Okeechobee	OKEECHOBEE CORRECTIONAL INSTITUTION	Okeechobee	30-Oct-19	FLA013940	SFWMD	WPB	No
Okeechobee	OKEECHOBEE UTILITY AUTHORITY	Okeechobee	19-Dec-19	FLA013888	SFWMD	WPB	Yes
Orange	AOPKA-PROJECT ARROW	Apopka	10-Jan-20	FLA010818	SJRWMD	ORL	Yes
Orange	CONSERV II DISTRIBUTION CENTER	Orlando	14-Nov-19	FLA010795	SFWMD	ORL	Yes
Orange	FAIRWAYS COUNTRY CLUB	Orlando	20-Dec-19	FLA010823	SJRWMD	ORL	Yes
Orange	GULFSTREAM HARBOR MOBILE HOME PARK	Orlando	29-Nov-19	FLA010835	SJRWMD	ORL	Yes
Orange	OCOEE, CITY OF	Ocoee	11-Oct-19	FLA010815	SJRWMD	ORL	Yes
Orange	OCUD-EASTERN SERVICE AREA	Orlando	26-Dec-19	FL0038849	SJRWMD	ORL	Yes
Orange	OCUD-NORTHWEST SERVICE AREA	Apopka	20-Dec-19	FLA010798	SJRWMD	ORL	Yes
Orange	OCUD-SOUTH SERVICE AREA	Orlando	20-Dec-19	FLA107972	SFWMD	ORL	Yes
Orange	ORLANDO-CONSERV II	Orlando	13-Dec-19	FLA010814	SFWMD	ORL	Yes
Orange	ORLANDO-WATER CONSERV I	Orlando	12-Dec-19	FLA010816	SFWMD	ORL	No
Orange	REEDY CREEK IMPROVEMENT DISTRICT	Bay Lake & Lake Buena Vista	12-Dec-19	FLA108219	SFWMD	ORL	No

Florida Department of Environmental Protection  
2019 Reuse Inventory

County	Reuse System Name	City	Date Received	WAFR ID	WMD	DEP	WRCA?
Orange	ROCK SPRINGS MOBILE HOME PARK	Apopka	23-Dec-19	FLA010871	SJRWMD	ORL	Yes
Orange	WEDGEFIELD SUBDIVISION	Orlando	21-Nov-19	FLA010900	SJRWMD	ORL	Yes
Orange	WINTER GARDEN, CITY OF	Winter Garden	08-Jan-20	FL0020109	SJRWMD	ORL	Yes
Orange	WINTER PARK, CITY OF	Winter Park	15-Oct-19	FLA010819	SJRWMD	ORL	Yes
Osceola	KISSIMMEE GOOD SAMARITAN RETIREMENT VILLAGE	Kissimmee	11-Oct-19	FLA010974	SFWMD	ORL	No
Osceola	ST. CLOUD-SOUTHSIDE #2	St. Cloud	01-Nov-19	FLA010962	SFWMD	ORL	No
Osceola	TOHO-CAMELOT	Kissimmee	20-Dec-19	FLA010983	SFWMD	ORL	No
Osceola	TOHO-HARMONY	Harmony	20-Dec-19	FLA267872	SFWMD	ORL	No
Osceola	TOHO-PARKWAY	Kissimmee	20-Dec-19	FLA010960	SFWMD	ORL	No
Osceola	TOHO-POINCIANA	Poinciana	21-Dec-19	FL0036862	SFWMD	ORL	No
Osceola	TOHO-SANDHILL ROAD	Kissimmee	20-Dec-19	FLA010958	SFWMD	ORL	No
Palm Beach	BOCA RATON, CITY OF (PROJECT IRIS)	Boca Raton	27-Dec-19	FL0026344	SFWMD	WPB	Yes
Palm Beach	LOXAHATCHEE ENV. CONTROL DIST.	Jupiter	23-Dec-19	FL0034649	SFWMD	WPB	Yes
Palm Beach	OKEELANTA CORPORATION	South Bay	<i>New</i>	FLA013706	SFWMD	WPB	Yes
Palm Beach	PALM BEACH CO. SOUTHERN REGION	Boynton Beach	16-Dec-19	FL0041424	SFWMD	WPB	Yes
Palm Beach	PALM BEACH CO.-CENTRAL REGION RWF	West Palm Beach	16-Dec-19	FL0471275	SFWMD	WPB	Yes
Palm Beach	PALM BEACH CO.-WESTERN REGION (BELLE GLADE)	Belle Glade	13-Dec-19	FLA027740	SFWMD	WPB	Yes
Palm Beach	PALM BEACH CO.-WESTERN REGION NORTH (FKA PAHOKEE WWTP)	Pahokee	13-Dec-19	FLA136778	SFWMD	WPB	Yes
Palm Beach	SEACOAST UTILITIES PGA	Palm Beach Gardens	30-Dec-19	FL0038768	SFWMD	WPB	Yes
Palm Beach	SOUTH CENTRAL REGIONAL	Delray Beach	31-Dec-19	FL0035980	SFWMD	WPB	Yes
Palm Beach	VILLAGE OF WELLINGTON WWTP	Wellington	05-Dec-19	FLA042595	SFWMD	WPB	Yes
Palm Beach	WEST PALM BEACH-EAST CENTRAL REGIONAL	West Palm Beach	24-Dec-19	FLA041360	SFWMD	WPB	Yes
Pasco	DADE CITY, CITY OF	Dade City	20-Dec-19	FLA012742	SWFWMD	TPA	Yes
Pasco	FGUA-JASMINE LAKES	Port Richey	08-Jan-20	FLA012768	SWFWMD	TPA	Yes
Pasco	FGUA-PALM TERRACE GARDENS	Port Richey	31-Dec-19	FLA012773	SWFWMD	TPA	Yes
Pasco	FGUA-SEVEN SPRINGS WWTF	New Port Richey	10-Jan-20	FLA012752	SWFWMD	TPA	Yes
Pasco	FOREST LAKE ESTATES	Zephyrhills	02-Dec-19	FLA012801	SWFWMD	TPA	Yes



Florida Department of Environmental Protection  
2019 Reuse Inventory

County	Reuse System Name	City	Date Received	WAFR ID	WMD	DEP	WRCA?
Pasco	NEW PORT RICHEY, CITY OF	New Port Richey	01-Jan-20	FL0127434	SWFWMD	TPA	Yes
Pasco	PASCO CO. MASTER REUSE SYSTEM	Land O' Lakes	27-Dec-19	FLA127272	SWFWMD	TPA	Yes
Pasco	TRAVELER'S REST RV PARK WWTP	Dade City	18-Oct-19	FLA012831	SWFWMD	TPA	Yes
Pasco	ZEPHYRHILLS, CITY OF	Zephyrhills	16-Dec-19	FLA012744	SWFWMD	TPA	Yes
Pinellas	CLEARWATER CITY OF MASTER REUSE SYSTEM	Clearwater	09-Dec-19	FL0186261	SWFWMD	TPA	Yes
Pinellas	DUNEDIN, CITY OF-MAINLAND	Dunedin	19-Dec-19	FL0021326	SWFWMD	TPA	Yes
Pinellas	LARGO, CITY OF	Clearwater	18-Dec-19	FL0026603	SWFWMD	TPA	Yes
Pinellas	OLDSMAR, CITY OF	Oldsmar	23-Dec-19	FL0027651	SWFWMD	TPA	Yes
Pinellas	ON TOP OF THE WORLD	Clearwater	20-Nov-19	FLA012905	SWFWMD	TPA	Yes
Pinellas	PINELLAS CO.-SOUTH CROSS BAYOU	St. Petersburg	20-Dec-19	FL0040436	SWFWMD	TPA	Yes
Pinellas	PINELLAS CO.-WILLIAM E. DUNN WATER RECLAMATION FACILITY	Palm Harbor	27-Dec-19	FL0128775	SWFWMD	TPA	Yes
Pinellas	ST. PETERSBURG MASTER URBAN REUSE SYSTEM	St. Petersburg	27-Dec-19	FLA012881	SWFWMD	TPA	Yes
Pinellas	TARPON SPRINGS, CITY OF	Tarpon Springs	31-Dec-19	FL0030406	SWFWMD	TPA	Yes
Polk	AUBURNDALE, CITY OF-ALLRED	Auburndale	27-Dec-19	FL0021466	SWFWMD	TPA	Yes
Polk	AUBURNDALE, CITY OF-REGIONAL	Auburndale	30-Dec-19	FLA016559	SWFWMD	TPA	Yes
Polk	BARTOW, CITY OF	Bartow	10-Oct-19	FLA012976	SWFWMD	TPA	Yes
Polk	CARDINAL HILL (FKA POLK CITY INTERIM)	Polk City	03-Dec-19	FLA489093	SWFWMD	TPA	Yes
Polk	CAREFREE RV COUNTRY CLUB WWTF	Winter Haven	10-Oct-19	FLA013093	SWFWMD	TPA	No
Polk	CYPRESS LAKES UTILITIES, INC.	Lakeland	02-Dec-19	FLA013123	SWFWMD	TPA	Yes
Polk	DAVENPORT, CITY OF	Davenport	23-Dec-19	FLA377392	SWFWMD	TPA	Yes
Polk	DUNDEE, TOWN OF	Dundee	13-Jan-20	FLA180416	SWFWMD	TPA	Yes
Polk	FORT MEADE, CITY OF	Fort Meade	01-Oct-19	FLA016529	SWFWMD	TPA	Yes
Polk	FROSTPROOF, CITY OF	Frostproof	08-Jan-20	FLA012983	SWFWMD	TPA	Yes
Polk	GOLD COAST UTILITY	Lakeshore	26-Dec-19	FLA110434	SFWMD	TPA	Yes
Polk	GRENELEFE UTILITIES	Haines City	24-Oct-19	FLA013016	SWFWMD	TPA	Yes
Polk	HAINES CITY	Haines City	26-Dec-19	FLA012977	SWFWMD	TPA	Yes
Polk	LAKE ALFRED, CITY OF	Lake Alfred	13-Dec-19	FLA012975	SWFWMD	TPA	Yes

Florida Department of Environmental Protection  
2019 Reuse Inventory

County	Reuse System Name	City	Date Received	WAFR ID	WMD	DEP	WRCA?
Polk	LAKE WALES, CITY OF	Lake Wales	31-Dec-19	FLA129844	SWFWMD	TPA	Yes
Polk	LAKELAND, CITY OF	Lakeland	13-Nov-19	FL0039772	SWFWMD	TPA	Yes
Polk	MULBERRY CITY OF	Mulberry	09-Jan-20	FL0020338	SWFWMD	TPA	No
Polk	OUTDOOR RESORTS AT ORLANDO	Clermont	27-Dec-19	FLA011047	SWFWMD	TPA	Yes
Polk	POLK CO.-NORTHEAST REGIONAL	Davenport	31-Dec-19	FL0A00002	SWFWMD	TPA	Yes
Polk	POLK CO.-NORTHWEST REGIONAL	Lakeland	31-Dec-19	FLA178667	SWFWMD	TPA	Yes
Polk	POLK CO.-SOUTHWEST REGIONAL WWTP	North of Mulberry	30-Dec-19	FLA012954	SWFWMD	TPA	Yes
Polk	POLK CO.-SUN RAY	Frostproof	31-Dec-19	FLA012949	SWFWMD	TPA	Yes
Polk	POLK CO.-WAVERLY	Waverly	31-Dec-19	FLA012968	SWFWMD	TPA	Yes
Polk	POLK CORRECTIONAL INSTITUTION	Polk City	07-Jan-20	FLA013360	SWFWMD	TPA	Yes
Polk	STREAMSONG WWTF	Bowling Green	09-Oct-19	FLA760838	SWFWMD	TPA	Yes
Polk	SWEETWATER GOLF & TENNIS CLUB	Haines City	15-Oct-19	FLA013082	SWFWMD	TPA	Yes
Polk	SWISS GOLF CLUB	Winter Haven	07-Jan-20	FLA013103	SWFWMD	TPA	Yes
Polk	SWISS VILLAGE MOBILE HOME PARK	Winter Haven	07-Jan-20	FLA013102	SWFWMD	TPA	Yes
Polk	WINTER HAVEN SERVICE AREA 2	Winter Haven	26-Dec-19	FLA129747	SWFWMD	TPA	Yes
Polk	WINTER HAVEN SERVICE AREA 3	Winter Haven	26-Nov-19	FL0036048	SWFWMD	TPA	Yes
Putnam	CRESCENT CITY, CITY OF	Crescent City	07-Nov-19	FL0021610	SJRWMD	JAX	Yes
Putnam	EAST PUTNAM COUNTY REGIONAL	Palatka	13-Jan-20	FLA667757	SJRWMD	JAX	Yes
Putnam	PALATKA, CITY OF	Palatka	31-Dec-19	FL0040061	SJRWMD	JAX	Yes
Putnam	RIVER PARK MHP	Fruitland	26-Nov-19	FLA117218	SJRWMD	JAX	Yes
Santa Rosa	HOLLEY-NAVARRE WATER SYSTEMS, INC.	Navarre	04-Dec-19	FLA010211	NWFWMD	PEN	Yes
Santa Rosa	JAY, TOWN OF	Jay	31-Dec-19	FLA010206	NWFWMD	PEN	No
Santa Rosa	MILTON, CITY OF	Milton	04-Nov-19	FL0021903	NWFWMD	PEN	No
Santa Rosa	PACE WATER SYSTEM, INC.	Pace	30-Dec-19	FL0102202	NWFWMD	PEN	No
Santa Rosa	SANTA ROSA CO.-NAVARRE BEACH	Navarre Beach	01-Oct-19	FL0023981	NWFWMD	PEN	No
Santa Rosa	SOUTH SANTA ROSA UTILITY SYSTEM (GULF BREEZE-TIGER POINT)	Gulf Breeze	11-Dec-19	FLA010212	NWFWMD	PEN	Yes
Santa Rosa	SUNDIAL UTILITIES OF MILTON	Bagdad	05-Nov-19	FLA016779	NWFWMD	PEN	No

Florida Department of Environmental Protection  
2019 Reuse Inventory

County	Reuse System Name	City	Date Received	WAFR ID	WMD	DEP	WRCA?
Sarasota	CAMELOT LAKES	Sarasota	29-Dec-19	FLA013390	SWFWMD	FTM	Yes
Sarasota	NORTH PORT, CITY OF	North Port	22-Nov-19	FLA013378	SWFWMD	FTM	Yes
Sarasota	SARASOTA CO.-NORTH	Sarasota	27-Dec-19	FLA177008	SWFWMD	FTM	Yes
Sarasota	SARASOTA CO.-SOUTH (VENICE GARDENS)	Sarasota	27-Dec-19	FLA176303	SWFWMD	FTM	Yes
Sarasota	SARASOTA, CITY OF	Sarasota	31-Dec-19	FL0040771	SWFWMD	FTM	Yes
Sarasota	VENICE, CITY OF-PROJECT WAVE	Venice	11-Dec-19	FL0041441	SWFWMD	FTM	Yes
Seminole	ALTAMONTE SPRINGS, CITY OF (PROJECT APRICOT)	Altamonte Springs	02-Dec-19	FL0033251	SJRWMD	ORL	Yes
Seminole	CASSELBERRY, CITY OF	Casselberry	12-Dec-19	FLA011066	SJRWMD	ORL	Yes
Seminole	FGUA-CHULUOTA	Chuluota	08-Jan-20	FLA011076	SJRWMD	ORL	Yes
Seminole	ORLANDO-IRON BRIDGE	Oviedo	09-Jan-20	FL0037966	SJRWMD	ORL	Yes
Seminole	OVIEDO, CITY OF (ALAFAYA UTILITIES)	Oviedo	22-Nov-19	FLA011074	SJRWMD	ORL	Yes
Seminole	PALM VALLEY	Oviedo	20-Dec-19	FLA011085	SJRWMD	ORL	Yes
Seminole	SANFORD-NORTH & SOUTH	Sanford	31-Dec-19	FL0020141	SJRWMD	ORL	Yes
Seminole	SEMINOLE CO.-GREENWOOD LAKES	Lake Mary	22-Nov-19	FLA011086	SJRWMD	ORL	Yes
Seminole	SEMINOLE CO.-NORTHWEST (YANKEE LAKE)	Sanford	22-Nov-19	FLA042625	SJRWMD	ORL	Yes
Seminole	WEKIVA HUNT CLUB	Longwood	16-Dec-19	FL0036251	SJRWMD	ORL	Yes
Seminole	WINTER SPRINGS EAST	Winter Springs	20-Dec-19	FLA011068	SJRWMD	ORL	Yes
Seminole	WINTER SPRINGS WEST	Winter Springs	20-Dec-19	FLA011067	SJRWMD	ORL	Yes
St. Johns	JEA-PONCE DE LEON	Ponte Vedra Beach	01-Jan-20	FLA011773	SJRWMD	JAX	Yes
St. Johns	JEA-PONTE VEDRA	Ponte Vedra	01-Jan-20	FL0117951	SJRWMD	JAX	Yes
St. Johns	NORTH BEACH UTILITIES	St. Augustine	03-Jan-20	FLA011765	SJRWMD	JAX	Yes
St. Johns	ST. AUGUSTINE, CITY OF	St. Augustine	06-Nov-19	FL0021938	SJRWMD	JAX	Yes
St. Johns	ST. JOHNS CO.-ANASTASIA ISLAND	St. Augustine	09-Nov-19	FL0038831	SJRWMD	JAX	Yes
St. Johns	ST. JOHNS CO.-INNLET BEACH	Inlet Beach	04-Dec-19	FL0044237	SJRWMD	JAX	Yes
St. Johns	ST. JOHNS CO.-MAINLAND (S.R. 207)	Elkton	27-Nov-19	FL0117471	SJRWMD	JAX	Yes
St. Johns	ST. JOHNS CO.-MARSH LANDING PONTE VEDRA LAKES	Ponte Vedra Beach	27-Nov-19	FL0044253	SJRWMD	JAX	Yes
St. Johns	ST. JOHNS CO.-NORTHWEST	St. Augustine	23-Dec-19	FL0670651	SJRWMD	JAX	No

Florida Department of Environmental Protection  
2019 Reuse Inventory

County	Reuse System Name	City	Date Received	WAFR ID	WMD	DEP	WRCA?
St. Johns	ST. JOHNS CO.-PLAYERS CLUB SOUTH	Sawgrass	17-Oct-19	FL0044245	SJRWMD	JAX	Yes
St. Johns	ST. JOHNS CO.-SAWGRASS	Ponte Vedra Beach	05-Dec-19	FL0117897	SJRWMD	JAX	Yes
St. Lucie	FORT PIERCE UTILITY AUTHORITY	Fort Pierce	02-Oct-19	FL0027278	SFWMD	WPB	Yes
St. Lucie	HARBOUR RIDGE P.U.D.	Palm City	12-Dec-19	FLA013986	SFWMD	WPB	Yes
St. Lucie	HUTCHINSON-ISLAND DUNES	Jensen Beach	20-Dec-19	FLA013980	SFWMD	WPB	Yes
St. Lucie	MEADOWOOD COMMUNITY (PANTHER WOODS)	Fort Pierce	20-Dec-19	FLA013982	SFWMD	WPB	Yes
St. Lucie	PORT ST LUCIE-GLADES	Port St. Lucie	<i>New</i>	FLA326321	SFWMD	WPB	Yes
St. Lucie	PORT ST. LUCIE UTILITY-WESTPORT	Port St. Lucie	01-Nov-19	FLA139653	SFWMD	WPB	Yes
St. Lucie	SAVANNA CLUB	Port St. Lucie	28-Dec-19	FLA013958	SFWMD	WPB	Yes
St. Lucie	SPANISH LAKES COUNTRY CLUB	Ft. Pierce	10-Dec-19	FLA013977	SFWMD	WPB	Yes
St. Lucie	SPANISH LAKES FAIRWAYS	Ft. Pierce	05-Dec-19	FLA013998	SFWMD	WPB	Yes
St. Lucie	ST. LUCIE CO.-NORTH (HOLIDAY PINES)	Ft. Pierce	11-Dec-19	FLA013969	SFWMD	WPB	Yes
St. Lucie	ST. LUCIE CO.-NORTH HUTCHINSON	Ft. Pierce	11-Dec-19	FLA013946	SFWMD	WPB	Yes
St. Lucie	ST. LUCIE CO.-SOUTH HUTCHINSON	Ft. Pierce	31-Dec-19	FL0139475	SFWMD	WPB	Yes
St. Lucie	ST. LUCIE WEST	St. Lucie West	15-Oct-19	FLA013993	SFWMD	WPB	Yes
Sumter	BUSHNELL, CITY OF	Lake Panasoffkee	16-Oct-19	FLA188697	SWFWMD	ORL	No
Sumter	CONTINENTAL COUNTRY CLUB	Wildwood	19-Nov-19	FLA043699	SWFWMD	ORL	No
Sumter	SUMTER CORRECTIONAL INSTITUTION	Bushnell	30-Dec-19	FLA013558	SWFWMD	ORL	No
Sumter	THE VILLAGES-LITTLE SUMTER SERVICE AREA (LSSA)	The Villages	04-Nov-19	FLA017133	SWFWMD	ORL	No
Sumter	THE VILLAGES-NSU MASTER REUSE SYSTEM	Lady Lake	26-Dec-19	FLA516708	SWFWMD	ORL	No
Sumter	WILDWOOD, CITY OF	Wildwood	22-Oct-19	FLA013497	SWFWMD	ORL	No
Suwannee	ADVENT CHRISTIAN HOME	Dowling Park	23-Dec-19	FLA011819	SRWMD	JAX	Yes
Suwannee	BRANFORD, TOWN OF	Branford	*	FLA011806	SRWMD	JAX	Yes
Suwannee	LIVE OAK, CITY OF	Live Oak	03-Oct-19	FLA011805	SRWMD	JAX	Yes
Taylor	PERRY, CITY OF	Perry	30-Dec-19	FL0026387	SRWMD	JAX	No
Taylor	TAYLOR CORRECTIONAL INSTITUTION	Perry	10-Oct-19	FLA011831	SRWMD	JAX	No
Union	LAKE BUTLER, CITY OF	Lake Butler	21-Oct-19	FLA118338	SRWMD	JAX	Yes

Florida Department of Environmental Protection  
2019 Reuse Inventory

County	Reuse System Name	City	Date Received	WAFR ID	WMD	DEP	WRCA?
Volusia	DAYTONA REUSE IMPLEMENTATION PROJECT (DRIP)	Daytona	27-Dec-19	FL0111392	SJRWMD	ORL	Yes
Volusia	DELAND, CITY OF	Deland	06-Dec-19	FL0020303	SJRWMD	ORL	Yes
Volusia	DELTONA, CITY OF	Deltona	04-Dec-19	FLA111724	SJRWMD	ORL	Yes
Volusia	EDGEWATER, CITY OF	Edgewater	02-Dec-19	FL0021431	SJRWMD	ORL	Yes
Volusia	HOLLY HILL, CITY OF	Holly Hill	14-Oct-19	FL0027677	SJRWMD	ORL	Yes
Volusia	NEW SMYRNA BEACH, CITY OF	New Smyrna Beach	19-Dec-19	FL0172090	SJRWMD	ORL	Yes
Volusia	NORTH PENINSULA UTILITIES (SEABRIDGE)	Ormond Beach	03-Jan-20	FLA011188	SJRWMD	ORL	Yes
Volusia	ORMOND BEACH	Ormond Beach	31-Dec-19	FL0020532	SJRWMD	ORL	Yes
Volusia	PORT ORANGE, CITY OF	Port Orange	27-Dec-19	FL0020559	SJRWMD	ORL	Yes
Volusia	TYMBER CREEK	Ormond Beach	03-Nov-19	FLA011193	SJRWMD	ORL	Yes
Volusia	VCUD-HALIFAX PLANTATION WWTF	Ormond Beach	21-Nov-19	FLA011131	SJRWMD	ORL	Yes
Volusia	VCUD-SOUTHEAST REGIONAL	Oak Hill	21-Nov-19	FLA017413	SJRWMD	ORL	Yes
Volusia	VCUD-SOUTHWEST REGIONAL	Debary	06-Dec-19	FLA011128	SJRWMD	ORL	Yes
Volusia	VCUD-SOUTHWEST WWTF-2	Deltona	06-Dec-19	FLA011121	SJRWMD	ORL	Yes
Wakulla	ST. MARKS WWTF	St. Marks	27-Dec-19	FLA102318	NWFWMD	PEN	No
Wakulla	WAKULLA CO. (OTTER CREEK)	Sopchoppy	10-Oct-19	FLA010225	NWFWMD	PEN	No
Wakulla	WINCO UTILITIES, INC.	Woodville	27-Dec-19	FLA016544	NWFWMD	PEN	No
Walton	DEFUNIAK SPRINGS, CITY OF	Defuniak Springs	11-Dec-19	FLA102440	NWFWMD	PEN	No
Walton	FREEPORT, CITY OF	Freeport	24-Dec-19	FLA010245	NWFWMD	PEN	Yes
Walton	SOUTH WALTON UTILITY COMPANY	Miramar Beach	15-Oct-19	FL0102482	NWFWMD	PEN	Yes
Walton	WALTON CO.-EAST REUSE SYSTEM	Seagrove	12-Dec-19	FLA010252	NWFWMD	PEN	Yes
Walton	WALTON CO.-SANDESTIN	Sandestin Beach	12-Dec-19	FLA010251	NWFWMD	PEN	Yes
Walton	WALTON CO.-WOLFE CREEK REUSE SYSTEM	Santa Rosa Beach	12-Dec-19	FLA183555	NWFWMD	PEN	Yes
Walton	WALTON CORRECTIONAL INSTITUTION	DeFuniak Springs	21-Oct-19	FLA010254	NWFWMD	PEN	No
Walton	WALTON COUNTY COMMERCE PARK AT MOSSY HEAD	DeFuniak Springs	19-Nov-19	FLA689637	NWFWMD	PEN	No
Washington	CHIPLEY, CITY OF	Chipley	15-Oct-19	FLA027570	NWFWMD	PEN	No
Washington	NORTHWEST FLORIDA RECEPTION CENTER WWTF (FKA WASHINGTON CO. CORRECTIONAL)	Chipley	05-Dec-19	FLA010260	NWFWMD	PEN	No

Florida Department of Environmental Protection  
2019 Reuse Inventory

<b>County</b>	<b>Reuse System Name</b>	<b>City</b>	<b>Date Received</b>	<b>WAFR ID</b>	<b>WMD</b>	<b>DEP</b>	<b>WRCA?</b>
Washington	VERNON, CITY OF	Vernon	15-Oct-19	FLA102563	NWFWMD	PEN	No
<b>Total Number of Reuse Systems in the Inventory</b>						<b>428</b>	

Note:

\* The permitted wastewater facility capacity for this reuse system is <0.1 mgd.

## Appendix B. Domestic Wastewater Treatment Facilities That Reported Providing Reuse

County	WWTF Name*	Reuse System Name	WAFR ID	Disinfection	WWTF Capacity** (mgd)	WWTF Flow (mgd)
Alachua	ALACHUA AWRP	ALACHUA, CITY OF	FLA011290	HI	1.50	0.7
Alachua	GRU-KANAPAHA WRF	GRU-KANAPAHA	FL0112895	HI	14.90	11.0076
Alachua	GRU-MAIN STREET WRF	GRU-MAIN STREET	FL0027251	HB	7.50	6.158
Alachua	HAWTHORNE WWTF	HAWTHORNE, CITY OF	FLA011291	BA	0.20	0.071
Alachua	HIGH SPRINGS WWTF	HIGH SPRINGS, CITY OF	FLA286095	BA	0.24	0.13
Alachua	NEWBERRY WWTF	NEWBERRY WWTF	FLA011292	BA	0.50	0.243
Alachua	UNIVERSITY OF FLORIDA WRF	UNIVERSITY OF FLORIDA-LAKE ALICE	FLA011322	HI	3.00	1.76
Baker	BAKER CORRECTIONAL INSTITUTION	BAKER CORRECTIONAL INSTITUTION	FLA011332	HI	0.32	0.208
Bay	BAY CO.-NORTH BAY WWTF	BAY CO. NORTH	FLA428523	BA	0.25	0.076
Bay	LYNN HAVEN AWTf	LYNN HAVEN, CITY OF	FL0169978	HI	2.50	1.415
Bay	MILITARY POINT REGIONAL AWT FACILITY	BAY CO.-MILITARY POINT REGIONAL	FL0167959	HI	7.00	3.334
Bay	PANAMA CITY BEACH	PANAMA CITY BEACH, CITY OF	FL0021512	HI	14.00	7.1
Bradford	FLORIDA STATE PRISON WWTF	FLORIDA STATE PRISON WWTF	FLA113450	BA	1.78	1.02
Bradford	STARKE WWTF	STARKE, CITY OF	FL0028126	BA	1.65	0.57
Brevard	BCUD-BAREFOOT BAY WRF	BCUD-BAREFOOT BAY	FL0042293	HI	0.90	0.601
Brevard	BCUD-NORTH REGIONAL WWTF	BCUD-NORTH BREVARD REGIONAL	FLA010263	HI	0.99	0.319
Brevard	BCUD-PORT ST. JOHN WWTP	BCUD-PORT ST. JOHN	FLA102750	HI	0.49	0.377
Brevard	BCUD-SOUTH BEACHES WWTF	BCUD-SOUTH BEACHES	FL0040622	HI	8.00	5.963
Brevard	BCUD-SOUTH CENTRAL REGIONAL	BCUD-SOUTH CENTRAL REGIONAL	FL0102679	HB	12.00	4.51
Brevard	BCUD-SYKES CREEK	BCUD-SYKES CREEK	FLA102695	HI	6.00	2.986
Brevard	CAPE CANAVERAL WRF	CAPE CANAVERAL, CITY OF	FL0020541	HI	1.80	1.141
Brevard	CAPE CANAVERAL WRF	COCOA BEACH, CITY OF	FL0020541	HI		0.003
Brevard	CCAfs-REGIONAL	CAPE CANAVERAL AIR FORCE STATION-REGIONAL	FL0102920	BA	0.80	0.415
Brevard	COCOA BEACH WRF	COCOA BEACH, CITY OF	FL0021105	HI	6.00	3.924

Florida Department of Environmental Protection  
2019 Reuse Inventory

County	WWTF Name*	Reuse System Name	WAFR ID	Disinfection	WWTF Capacity** (mgd)	WWTF Flow (mgd)
Brevard	JERRY SELLERS WRF	COCOA, CITY OF	FL0021521	HI	4.50	2.04
Brevard	MELBOURNE-DAVID B. LEE WWTF	MELBOURNE-NORTH & SOUTH SERVICE AREA	FLA010323	HB	7.00	4.32
Brevard	MELBOURNE-GRANT STREET WWTF	MELBOURNE-NORTH & SOUTH SERVICE AREA	FL0041122	HB	5.50	3.17
Brevard	PALM BAY WWTF	PALM BAY, CITY OF	FLA103357	HI	2.30	0.745
Brevard	RAY BULLARD WRF	WEST MELBOURNE, CITY OF (RAY BULLARD)	FLA010332	HI	3.00	1.71
Brevard	ROCKLEDGE WWTF	ROCKLEDGE, CITY OF	FL0021571	HB	4.50	2.28
Brevard	SUN LAKE ESTATES	SUN LAKE ESTATES	FLA010353	BA	0.10	0.04
Brevard	THE GREAT OUTDOORS RV/GOLF RESORT	THE GREAT OUTDOORS GOLF/R V RESORT	FLA010386	HI	0.18	0.109
Brevard	TITUSVILLE NORTH-OSPREY	TITUSVILLE REUSE SYSTEM	FL0103268	HI	2.75	2.06
Brevard	TITUSVILLE SOUTH-BLUE HERON	THE GREAT OUTDOORS GOLF/R V RESORT	FL0103349	HI		0.148
Brevard	TITUSVILLE SOUTH-BLUE HERON	TITUSVILLE REUSE SYSTEM	FL0103349	HI	4.00	2.167
Broward	BROWARD CO. NORTH REGIONAL	BROWARD CO. NORTH REGIONAL	FL0031771	HI	95.00	70.3
Broward	CITY OF COOPER CITY WWTP	HOLLYWOOD, CITY OF	FL0040398	HI	3.44	1.74
Broward	DAVIE WWTP	HOLLYWOOD, CITY OF	FL0040541	HI	4.85	2.12
Broward	HOLLYWOOD SOUTHERN REGIONAL	HOLLYWOOD, CITY OF	FL0026255	HB	55.50	38.31
Broward	MIRAMAR, CITY OF WWTF	MIRAMAR, CITY OF WWTF	FLA017025	HI	12.70	9.74
Broward	PLANTATION REGIONAL WWTF	PLANTATION, CITY OF	FLA040401	HI	18.90	11.896
Broward	POMPANO BEACH REUSE FACILITY	BROWARD CO. NORTH REGIONAL	FLA013581	HI		0.285
Broward	POMPANO BEACH REUSE FACILITY	POMPANO BEACH	FLA013581	HI	7.50	2.583
Broward	SUNRISE-SOUTHWEST WWTF	SUNRISE, CITY OF-SOUTHWEST	FLA013580	BA	0.99	0.339
Broward	TINDALL HAMMOCK I&SC (FERNCREST)	TINDALL HAMMOCK I&SC (FERNCREST)	FLA013583	HI	0.60	0.453
Broward	TOWN OF DAVIE WRF	TOWN OF DAVIE	FLA706736	HI	3.50	1.401
Charlotte	CHARLOTTE CO. UTILITIES-EAST PORT WRF	CHARLOTTE CO UTILITIES MASTER REUSE SYSTEM	FL0040291	HI	6.00	4.565



Florida Department of Environmental Protection  
2019 Reuse Inventory

County	WWTF Name*	Reuse System Name	WAFR ID	Disinfection	WWTF Capacity** (mgd)	WWTF Flow (mgd)
Charlotte	CHARLOTTE CO. UTILITIES-EAST PORT WRF	RIVERWOOD UTILITIES	FL0040291	HI		0.698
Charlotte	CHARLOTTE CO. UTILITIES-ROTONDA WRF	CHARLOTTE CO UTILITIES MASTER REUSE SYSTEM	FLA014098	HI	2.00	1.029
Charlotte	CHARLOTTE CO. UTILITIES-WESTPORT WWTP	CHARLOTTE CO UTILITIES MASTER REUSE SYSTEM	FLA014048	HI	1.20	0.686
Charlotte	CHARLOTTE CO.-BURNT STORE	CHARLOTTE CO.-BURNT STORE	FLA014083	HI	0.50	0.316
Charlotte	CHARLOTTE CORRECTIONAL INSTITUTION	CHARLOTTE CORRECTIONAL INSTITUTION	FLA014130	HI	0.25	0.237
Charlotte	ENGLEWOOD WWTF	ENGLEWOOD WATER DISTRICT SOUTH	FLA014126	HI	3.00	1.358
Charlotte	RIVERWOOD UTILITIES WWTP	RIVERWOOD UTILITIES	FLA014060	HB	0.50	0.129
Charlotte	TOWN AND COUNTRY UTILITY WRF	TOWN AND COUNTRY UTILITY BABCOCK RANCH	FLA665495	HI	0.75	0.048
Citrus	BEVERLY HILLS-ROLLING OAKS	BEVERLY HILLS-ROLLING OAKS	FLA011869	BA	0.58	0.443
Citrus	CITRUS CO.-BRENTWOOD REGIONAL WWTF	CITRUS CO.-BRENTWOOD REGIONAL	FLA011844	BA	0.50	0.397
Citrus	CITRUS CO.-MEADOWCREST WWTF	CITRUS CO.-MEADOWCREST	FLA011845	HI	2.00	0.795
Citrus	CITRUS CO.-POINT OF WOODS WWTF	CITRUS CO.-POINT OF WOODS	FLA011893	HI	0.04	0.022
Citrus	CITRUS CO.-SW REGIONAL WRF	CITRUS CO.-SW REGIONAL (SUGARMILL WOODS)	FLA011903	BA	1.50	0.562
Citrus	CRYSTAL RIVER WWTF	CRYSTAL RIVER, CITY OF	FLA011848	BA	1.50	0.791
Citrus	INVERNESS, CITY OF WWTF	INVERNESS, CITY OF	FLA011847	BA	1.50	0.566
Clay	ASH STREET WWTPORANGE PARK WWTF	ORANGE PARK WWTF	FL0023922	BA	2.50	0.847
Clay	CCUA-FLEMING ISLAND WWTF	CCUA-RECLAIMED DISTRIBUTION	FL0043834	HI	4.00	2.2
Clay	CCUA-KEYSTONE HEIGHTS WWTF	CCUA-KEYSTONE HEIGHTS WWTF	FLA362743	BA	0.07	0.015
Clay	CCUA-MID-CLAY REGIONAL WWTF	CCUA-RECLAIMED DISTRIBUTION	FLA011377	HI	0.65	0.227
Clay	CCUA-MILLER STREET WWTP	CCUA-RECLAIMED DISTRIBUTION	FL0025151	HI	4.99	1.099
Clay	CCUA-PETER'S CREEK WWTF	CCUA-PETER'S CREEK WWTF	FLA327841	BA	0.10	0.0598
Clay	CCUA-RIDAUGHT LANDING WWTF	CCUA-RECLAIMED DISTRIBUTION	FL0039721	HI	2.37	1.42
Clay	CCUA-SPENCER WWTP	CCUA-RECLAIMED DISTRIBUTION	FL0173371	HI	4.00	1.518

Florida Department of Environmental Protection  
2019 Reuse Inventory

County	WWTF Name*	Reuse System Name	WAFR ID	Disinfection	WWTF Capacity** (mgd)	WWTF Flow (mgd)
Clay	GREEN COVE SPRINGS-HARBOR ROAD WWTP	GREEN COVE SPRINGS, CITY OF	FL0020915	HI	0.75	0.484
Clay	ORANGE PARK WWTF	CCUA-RECLAIMED DISTRIBUTION	FL0023922	BA		0.02
Collier	AVE MARIA UTILITY CO	AVE MARIA UTILITY CO	FLA376400	HI	0.90	0.37
Collier	COLLIER CO.-GOLDEN GATE WWTP	COLLIER CO.-GOLDEN GATE	FLA142140	BA	1.50	1.217
Collier	COLLIER CO.-NE UTILITIES WWTP	COLLIER CO.-NORTHEAST UTILITIES	FLA014165	BA	0.75	0.38
Collier	COLLIER CO.-NORTH	COLLIER CO.-NORTH & SOUTH	FL0141399	HI	24.10	10.214
Collier	COLLIER CO.-SOUTH	COLLIER CO.-NORTH & SOUTH	FL0141356	HI	16.00	8.643
Collier	EVERGLADES CITY WWTF	EVERGLADES CITY, CITY OF	FLA027618	HI	0.16	0.072
Collier	IMMOKALEE WWTF	IMMOKALEE	FLA014132	BA	4.00	1.73
Collier	MARCO ISLAND UTILITIES WWTP	MARCO ISLAND, CITY OF (MARCO ISLAND UTILITIES)	FLA014167	HI	4.92	2.27
Collier	MARCO SHORES UTILITIES WWTP	MARCO ISLAND, CITY OF-MARCO SHORES	FLA014174	BA	0.30	0.087
Collier	NAPLES WRF	NAPLES, CITY OF	FL0026271	HI	10.00	5.257
Collier	PORT OF THE ISLANDS WRF	PORT OF THE ISLANDS COMMUNITY IMPROVEMENT DISTRICT	FLA141704	HI	0.20	0.095
Columbia	COLUMBIA CORRECTIONAL INSTITUTION	COLUMBIA CORRECTIONAL INSTITUTION	FLA011418	HB	0.53	0.44
Columbia	KICKLIGHTER WWTF	LAKE CITY, CITY OF	FLA758353	IM	3.00	0.41
Columbia	SERVICE ZONE PACKAGE WWTP	LAKE CITY, CITY OF	FLA190128	IM	0.05	0.002
Columbia	ST. MARGARET WWTF	LAKE CITY, CITY OF	FLA113956	IM	3.00	1.8
DeSoto	ARCADIA, CITY OF-WILLIAM TYSON WWTP	ARCADIA, CITY OF	FL0027511	HI	2.00	0.76
DeSoto	DESOTO CO.-LAKE SUZY WWTF	DESOTO CO.-LAKE SUZY	FLA119644	BA	0.09	0.047
DeSoto	DESOTO COUNTY REGIONAL WWTP	DESOTO COUNTY REGIONAL WWTP	FLA530808	BA	0.75	0.338
Dixie	CROSS CITY WWTF	CROSS CITY, TOWN OF	FLA114201	HI	0.40	0.28
Duval	JACKSONVILLE BEACH	JACKSONVILLE BEACH	FL0020231	HI	4.50	2.447
Duval	JEA-ARLINGTON EAST	JEA-SOUTH GRID	FL0026441	HI	25.00	20.46
Duval	JEA-BLACKS FORD	JEA-SOUTH GRID	FL0174441	HI	6.00	4.524

Florida Department of Environmental Protection  
2019 Reuse Inventory

County	WWTF Name*	Reuse System Name	WAFR ID	Disinfection	WWTF Capacity** (mgd)	WWTF Flow (mgd)
Duval	JEA-BUCKMAN STREET WWTF	JEA-BUCKMAN STREET	FL0026000	BA	52.50	23.98
Duval	JEA-DISTRICT II WWTF	JEA-DISTRICT II	FL0026450	HB	10.00	5.44
Duval	JEA-JULINGTON CREEK	JEA-SOUTH GRID	FL0043591	HI	1.00	0.863
Duval	JEA-MANDARIN	JEA-SOUTH GRID	FL0023493	HI	8.75	6.48
Duval	JEA-SOUTHWEST DISTRICT WWTF	JEA-SOUTHWEST DISTRICT	FL0026468	BA	14.00	11.18
Duval	NORMANDY VILLAGE UTILITY	NORMANDY VILLAGE UTILITY CO-OP	FLA011517	BA	0.40	0.275
Duval	USN NAS JACKSONVILLE	US NAS JACKSONVILLE	FL0000957	HI	2.30	0.569
Escambia	ECUA-BAYOU MARCUS WRF	ECUA-BAYOU MARCUS WRF	FL0031801	BA	8.20	5.403
Escambia	ECUA-CENTRAL WRF	ECUA-CENTRAL WRF	FL0559351	HI	22.50	14.402
Escambia	ECUA-PENSACOLA BEACH	ECUA-PENSACOLA BEACH	FL0024007	HB	3.83	0.952
Flagler	BULOW VILLAGE WWTF	BULOW VILLAGE	FLA011601	BA	0.09	0.044
Flagler	BUNNELL, CITY OF - MICHAEL J. MIKULKA WWTF	BUNNELL, CITY OF	FL0020907	HB	0.60	0.35
Flagler	DUNES CDD WWTF	DUNES COMMUNITY DEVELOPMENT DISTRICT	FLA011602	HI	0.71	0.373
Flagler	FLAGLER CO.-PLANTATION BAY WWTF	FLAGLER CO.-PLANTATION BAY	FLA011597	HI	0.48	0.175
Flagler	MATANZAS SHORES	MATANZAS SHORES	FLA011599	BA	0.32	0.084
Flagler	PALM COAST WWTF #1	DUNES COMMUNITY DEVELOPMENT DISTRICT	FL0116009	HI	6.83	1.779
Flagler	PALM COAST WWTF #1	PALM COAST SERVICE AREA 1	FL0116009	HI	6.83	3.802
Flagler	PALM COAST WWTF #2	PALM COAST SERVICE AREA 2	FL0710008	HI	2.00	0.928
Franklin	APALACHICOLA WWTF	APALACHICOLA WWTF	FLA038857	HI	1.00	0.25
Franklin	EASTPOINT WWTP	EASTPOINT WATER & SEWER DISTRICT	FLA010065	BA	0.30	0.115
Franklin	KENNETH B COPE AWT FACILITY	CARRABELLE, CITY OF	FLA100641	HI	1.20	0.439
Gadsden	GRETNA, CITY OF WWTP	GRETNA, CITY OF	FLA100781	HI	0.40	0.192
Gadsden	HAVANA, TOWN OF (STP)	HAVANA, TOWN OF	FLA100765	BA	0.40	0.166
Gadsden	QUINCY, CITY OF	QUINCY, CITY OF	FL0029033	BA	1.50	1.1
Gadsden	TALQUIN-GADSDEN EAST WWTP	TALQUIN-GADSDEN EAST WWTP	FLA187941	BA	0.25	0.161

Florida Department of Environmental Protection  
2019 Reuse Inventory

County	WWTF Name*	Reuse System Name	WAFR ID	Disinfection	WWTF Capacity** (mgd)	WWTF Flow (mgd)
Gadsden	TALQUIN-HAVANA MIDDLE SCHOOL WWTF	TALQUIN-HAVANA MIDDLE SCHOOL	FLA010085	BA	0.02	0.00185
Gilchrist	LANCI WWTP	LANCASTER CORRECTIONAL INSTITUTION	FLA011620	BA	0.25	0.091
Gilchrist	TRENTON WWTF	TRENTON, CITY OF	FLA011615	BA	0.20	0.101
Glades	GLADES COUNTY CORRECTIONAL WWTF	GLADES CORRECTIONAL INSTITUTION	FLA016891	BA	0.41	0.225
Gulf	GULF CORRECTIONAL INSTITUTION	GULF CORRECTIONAL INSTITUTION	FLA010105	BA	0.35	0.092
Gulf	PORT ST. JOE, CITY OF	PORT ST. JOE, CITY OF	FLA020206	HI	1.90	0.6
Hamilton	JENNINGS WWTF	JENNINGS, TOWN OF	FLA011623	BA	0.18	0.117
Hamilton	SR-6/I-75 WWTF	HAMILTON COUNTY (SR6/I-75)	FLA649163	BA	0.13	0.0209
Hamilton	WHITE SPRINGS, TOWN OF WWTF	WHITE SPRINGS, TOWN OF	FLA116220	BA	0.15	0.0573
Hardee	HARDEE CO.-BOWLING GREEN STP	HARDEE CO.-BOWLING GREEN	FLA119911	BA	0.32	0.209
Hardee	HARDEE CO.-WAUCHULA HILLS WWTP	HARDEE CO.-WAUCHULA HILLS	FLA290980	BA	0.36	0.122
Hardee	HARDEE COUNTY CORRECTIONAL	HARDEE COUNTY CORRECTIONAL	FLA012022	BA	0.21	0.158
Hardee	WAUCHULA, CITY OF WWTP	WAUCHULA, CITY OF	FLA119890	BA	1.20	0.639
Hardee	ZOLFO SPRINGS WWTF	ZOLFO SPRINGS, TOWN OF	FLA119903	BA	0.29	0.13
Hendry	CLEWISTON WWTF	CLEWISTON, CITY OF	FL0040665	BA	1.50	1.47
Hendry	LABELLE, CITY OF WWTP #1	LABELLE, CITY OF	FLA014283	BA	0.75	0.469
Hendry	PORT LABELLE WWTP	HENDRY CO.-PORT LABELLE	FLA014290	BA	0.50	0.2
Hernando	BROOKSVILLE/COBB ROAD WWTF	BROOKSVILLE, CITY OF	FLA012036	HB	8.72	1.148
Hernando	HERNANDO CO.-BROOKRIDGE	HERNANDO CO.-BROOKRIDGE	FLA012028	BA	0.75	0.461
Hernando	HERNANDO CO.-HERNANDO AIRPORT SUBREGIONAL WWTF	HERNANDO CO.-HERNANDO AIRPORT SUBREGIONAL WWTF	FLA017223	BA	3.50	1.59
Hernando	HERNANDO CO.-RIDGE MANOR WEST WWTF	HERNANDO CO.-RIDGE MANOR	FLA012031	BA	0.75	0.26
Hernando	HERNANDO CO.-SPRING HILL WWTF	HERNANDO CO.-SPRING HILL	FLA012043	HI	2.50	1.689
Hernando	HERNANDO CO.-THE GLEN WWTF	HERNANDO CO.-THE GLEN	FLA012069	BA	3.00	0.645
Highlands	AVON PARK WATER POLLUTION CONTROL	AVON PARK, CITY OF	FLA014313	BA	1.50	0.781
Highlands	CEMETERY ROAD WWTF	SEBRING, CITY OF	FLA014311	BA	1.50	0.991

Florida Department of Environmental Protection  
2019 Reuse Inventory

County	WWTF Name*	Reuse System Name	WAFR ID	Disinfection	WWTF Capacity** (mgd)	WWTF Flow (mgd)
Highlands	NORTH MAINSTREET WWTF	LAKE PLACID, TOWN OF - NORTH	FLA281484	HI	0.25	0.099
Highlands	SEBRING AIRPORT AUTHORITY WWTP	SEBRING AIRPORT AUTHORITY	FLA014309	BA	0.09	0.032
Highlands	SEBRING-WESTERN BLVD WWTP	SEBRING, CITY OF	FLA014328	BA	0.20	0.1
Highlands	SUN 'N LAKE OF SEBRING UNIT 4	SUN 'N LAKE OF SEBRING UNIT 4	FLA016268	BA	0.25	0.02
Highlands	SUN 'N LAKE OF SEBRING UNIT 23	SUN 'N LAKE ESTATES OF SEBRING	FLA014389	BA	0.70	0.313
Highlands	TOMOKA HEIGHTS WWTF (PLACID UTILITIES)	LAKE PLACID, TOWN OF - TOMOKA HEIGHTS	FLA014329	BA	0.20	0.06
Highlands	VILLAGES OF HIGHLANDS RIDGE WWTF	VILLAGES OF HIGHLANDS RIDGE WWTF	FLA143391	HI	0.10	0.05
Hillsborough	COUNTRY MEADOWS (GOLDEN LAKES) WWTP	COUNTRY MEADOWS-GOLDEN LAKES (CW UTILITY SYSTEMS)	FLA122246	HI	0.21	0.124
Hillsborough	HILLSBOROUGH-FALKENBURG ROAD	HILLSBOROUGH CO. - SOUTH - CENTRAL COUNTY REUSE SYSTEM	FL0040614	HI	12.00	9.1
Hillsborough	HILLSBOROUGH-NORTHWEST WRF	HILLSBOROUGH CO.-NORTHWEST REUSE SYSTEM	FL0041670	HI	12.00	10.31
Hillsborough	HILLSBOROUGH-RIVER OAKS AWWTP	HILLSBOROUGH CO.-NORTHWEST REUSE SYSTEM	FL0027821	HI	10.00	7.75
Hillsborough	HILLSBOROUGH-SOUTH COUNTY REGIONAL WWTP	HILLSBOROUGH CO. - SOUTH - CENTRAL COUNTY REUSE SYSTEM	FL0028061	HI	10.00	6.56
Hillsborough	HILLSBOROUGH-VALRICO AWWTP	HILLSBOROUGH CO. - SOUTH - CENTRAL COUNTY REUSE SYSTEM	FL0040983	HI	12.00	7.12
Hillsborough	HILLSBOROUGH-VAN DYKE WWTP	HILLSBOROUGH CO.-NORTHWEST REUSE SYSTEM	FLA012234	HI	1.70	1.25
Hillsborough	HOWARD F. CURREN AWWTP	TAMPA, CITY OF-HOWARD F. CURREN	FL0020940	HI	96.00	60.95
Hillsborough	MACDILL AFB WWTP	MACDILL AIR FORCE BASE	FLA012124	HI	1.20	0.652
Hillsborough	PLANT CITY WRF	PLANT CITY WRF	FL0026557	HI	10.00	5.453
Hillsborough	RICE CREEK WWTF	RICE CREEK UTILITY COMPANY	FL0122076	IM	0.23	0.1099
Hillsborough	RIVERSIDE CLUB WWTP	RIVERSIDE CLUB	FLA012169	BA	0.12	0.046

Florida Department of Environmental Protection  
2019 Reuse Inventory

County	WWTF Name*	Reuse System Name	WAFR ID	Disinfection	WWTF Capacity** (mgd)	WWTF Flow (mgd)
Hillsborough	WINDEMERE	WINDEMERE UTILITY INC. (SCARECROW UTILITY)	FLA012138	BA	0.19	0.11
Indian River	IRCUD-BLUE CYPRESS	IRCUD-WEST REGIONAL	FLA010439	HI	0.02	0.001
Indian River	IRCUD-CENTRAL (GIFFORD) WWTF	IRCUD-WEST REGIONAL	FLA010431	HI	4.00	2.136
Indian River	IRCUD-SOUTH REGIONAL WWTF	IRCUD-WEST REGIONAL	FLA010435	HI	2.00	0.719
Indian River	IRCUD-WEST REGIONAL WWTF	IRCUD-WEST REGIONAL	FL0041637	HI	6.00	2.301
Indian River	VERO BEACH WWTF	VERO BEACH, CITY OF	FLA021661	HI	4.50	3.015
Jackson	CITY OF MARIANNA	MARIANNA, CITY OF WWTP	FLA101141	BA	4.00	1.907
Jackson	COTTONDALE WWTP	COTTONDALE, CITY OF	FLA101168	BA	0.25	0.1538
Jackson	JACKSON CORRECTIONAL INSTITUTION	JACKSON CORRECTIONAL INSTITUTION	FLA010127	BA	0.28	0.2005
Jackson	SNEADS, TOWN OF STP	SNEADS, TOWN OF	FLA010115	BA	0.73	0.378
Jackson	TOWN OF GRAND RIDGE WWTF	GRAND RIDGE, TOWN OF	FLA546429	BA	0.21	0.067
Jefferson	JEFFERSON CORRECTIONAL INSTITUTION	JEFFERSON CORRECTIONAL INSTITUTION	FLA011642	HI	0.25	0.171
Jefferson	MONTICELLO, CITY OF WWTP	MONTICELLO, CITY OF	FL0027839	BA	0.80	0.3225
Lafayette	MAYO CORRECTIONAL INSTITUTION	MAYO CORRECTIONAL INSTITUTION	FLA011646	BA	0.50	0.102
Lafayette	MAYO WWTF	MAYO, TOWN OF	FLA011643	BA	0.15	0.0835
Lake	CLERBROOK RV RESORTS	CLERBROOK RV RESORTS	FLA010538	BA	0.12	0.033
Lake	CLERMONT-EAST	CLERMONT-EAST	FLA010515	HI	4.00	3.016
Lake	EUSTIS BATES AVENUE WWTF	EUSTIS, CITY OF	FLA010507	HI	2.40	1.418
Lake	EUSTIS EASTERN WWTF	EUSTIS, CITY OF	FLA295965	HI	0.70	0.154
Lake	GROVELAND SAMPEY RD. WWTF	GROVELAND-SAMPEY RD.	FLA010513	HI	1.00	0.622
Lake	GROVELAND-SUNSHINE PARKWAY WWTF	GROVELAND-SUNSHINE PARKWAY	FLA010656	HI	1.00	0.474
Lake	LADY LAKE WWTF	LADY LAKE WWTF	FLA399761	HB	1.00	0.331
Lake	LAKE CORRECTIONAL INSTITUTION	LAKE CORRECTIONAL INSTITUTION	FLA010660	BA	0.18	0.204
Lake	LAKE GROVES WWTF	LAKE GROVES UTILITIES	FLA010630	HI	1.00	0.538
Lake	LEESBURG-CANAL STREET	LEESBURG, CITY OF	FLA105066	HI	3.50	2
Lake	LEESBURG-TURNPIKE	LEESBURG, CITY OF	FLA105147	HI	4.50	1.2

Florida Department of Environmental Protection  
2019 Reuse Inventory

County	WWTF Name*	Reuse System Name	WAFR ID	Disinfection	WWTF Capacity** (mgd)	WWTF Flow (mgd)
Lake	MID-FLORIDA LAKES	MID-FLORIDA LAKES	FLA010657	BA	0.18	0.093
Lake	MINNEOLA, CITY OF	MINNEOLA, CITY OF	FLA356344	HI	0.50	0.284
Lake	MOUNT DORA #1 WWTF	MOUNT DORA, CITY OF	FLA010508	HI	1.50	0.676
Lake	MOUNT DORA #2 WWTF (JAMES SNELL)	MOUNT DORA, CITY OF	FLA268542	HI	1.25	1.071
Lake	OAK SPRINGS MHP	OAK SPRINGS MHP	FLA010629	BA	0.15	0.04
Lake	PENNBROOKE WWTF	PENNBROOKE UTILITIES INC.	FLA010570	HI	0.18	0.059
Lake	PINE ISLAND WWTF	PINE ISLAND WWTF	FLA297631	HI	0.23	0.003
Lake	SOUTHLAKE UTILITIES WWTF	SOUTHLAKE COMMUNITY	FLA010634	BA	1.15	0.805
Lake	ST. JOHNS RIVER UTILITY WWTF	ST. JOHNS RIVER UTILITY (ASTOR PARK)	FLA187496	BA	0.30	0.13
Lake	THE VILLAGES-VILLAGES WWTF	THE VILLAGES-VILLAGES	FLA010555	HI	1.64	0.964
Lake	UMATILLA, CITY OF WWTF	UMATILLA, CITY OF	FLA010505	BA	0.30	0.159
Lake	WATER OAK ESTATES WWTP	WATER OAK ESTATES	FLA010529	BA	0.20	0.068
Lake	WOODLEA ROAD WRF	TAVARES/WOODLEA ROAD	FLA010509	BA	3.00	1.45
Lee	BONITA SPRINGS EAST WRF	BONITA SPRINGS-RESOURCE CONSERVATION SYS.	FLA012343	HI	4.00	3.207
Lee	BONITA SPRINGS WEST WRF	BONITA SPRINGS-RESOURCE CONSERVATION SYS.	FLA014443	HI	7.00	1.444
Lee	CAPE CORAL-EVEREST PARKWAY	CAPE CORAL, WATER INDEPENDENCE FOR	FL0030007	HI	13.40	6.8
Lee	CAPE CORAL-SOUTHWEST WRF	CAPE CORAL, WATER INDEPENDENCE FOR	FLA455458	HI	15.00	6.77
Lee	CITRUS PARK-NORTH	CITRUS PARK-NORTH	FLA014477	BA	0.20	0.053
Lee	CROSS CREEK WWTF	CROSS CREEK COUNTRY CLUB	FLA014505	HI	0.25	0.089
Lee	EAGLE RIDGE WWTF	EAGLE RIDGE	FLA014498	HI	0.32	0.21
Lee	FGUA-DEL PRADO WWTF	CAPE CORAL, WATER INDEPENDENCE FOR	FLA014548	HI		1.96
Lee	FGUA-DEL PRADO WWTF	FGUA-DEL PRADO WWTF (FKA NORTH FORT MYERS UTILITY)	FLA014548	HI	4.25	1.853
Lee	FGUA-LAKE FAIRWAYS FFEC SIX	FGUA-LAKE FAIRWAYS FFEC SIX	FLA014463	HI	0.30	0.167

Florida Department of Environmental Protection  
2019 Reuse Inventory

County	WWTF Name*	Reuse System Name	WAFR ID	Disinfection	WWTF Capacity** (mgd)	WWTF Flow (mgd)
Lee	FGUA-LEHIGH ACRES WWTP	FGUA-LEHIGH ACRES	FLA014565	HB	2.76	2.294
Lee	FGUA-SOUTH SEAS PLANTATION WWTF	FGUA-SOUTH SEAS PLANTATION	FLA014686	HI	0.26	0.136
Lee	FIDDLESTICKS COUNTRY CLUB	FIDDLESTICKS COUNTRY CLUB	FLA014484	HI	0.15	0.063
Lee	FOREST UTILITIES WWTF	FOREST UTILITIES	FLA014478	HI	0.80	0.402
Lee	FORT MYERS CENTRAL WWTF	FORT MYERS CITY CENTRAL	FL0021261	BA	11.00	5.88
Lee	GASPARILLA ISLAND WWTF	GASPARILLA ISLAND WATER	FLA014641	HI	0.71	0.382
Lee	HUNTER'S RIDGE WWTF	HUNTER'S RIDGE	FLA014541	HI	0.10	0.0461
Lee	LEE CO.-FIESTA VILLAGE	LEE CO.-FIESTA VILLAGE	FL0039829	HI	5.00	1.735
Lee	LEE CO.-FIESTA VILLAGE	LEE CO.-FORT MYERS BEACH	FL0039829	HI		1.27
Lee	LEE CO.-FORT MYERS BEACH	LEE CO.-FORT MYERS BEACH	FLA144215	HI	6.00	3.236
Lee	LEE CO.-GATEWAY WRF	LEE CO.-GATEWAY SERVICES DISTRICT	FLA014542	HI	3.00	1.48
Lee	LEE CO.-PINE ISLAND WWTF	LEE CO.-PINE ISLAND WWTP	FLA176460	HI	0.38	0.124
Lee	LEE CO.-THREE OAKS WWTF	LEE CO.-THREE OAKS	FLA145190	HI	6.00	3.586
Lee	SANIBEL-DONAX WRF	SANIBEL-DONAX	FLA014430	HI	2.38	1.419
Leon	TALLAHASSEE, CITY OF-T.P. SMITH WWTF	TALLAHASSEE, CITY OF-T.P. SMITH	FLA010139	HI	26.50	20.266
Leon	TALQUIN-KILLEARN LAKES WWTF	TALQUIN-KILLEARN LAKES SUBDIVISION	FLA010173	BA	0.83	0.979
Leon	TALQUIN-LAKE JACKSON	TALQUIN-LAKE JACKSON	FLA010171	BA	0.50	0.336
Leon	TALQUIN-MEADOWS-AT-WOODRUN WWTF	TALQUIN-MEADOWS-AT-WOODRUN	FLA010159	HI	0.10	0.064
Leon	TALQUIN-SANDSTONE RANCH WWTF	TALQUIN-SANDSTONE RANCH SUBDIVISION	FLA010167	BA	0.07	0.062
Levy	CEDAR KEY WRF	CEDAR KEY	FL0031216	HI	0.18	0.094
Levy	CHIEFLAND WWTF	CHIEFLAND	FLA011648	BA	0.48	0.241
Levy	WILLISTON WWTF	WILLISTON, CITY OF	FLA012612	BA	0.45	0.216
Liberty	BRISTOL, CITY OF WWTF	BRISTOL, CITY OF	FLA284602	BA	0.25	0.116
Liberty	LIBERTY CORRECTIONAL INSTITUTION	LIBERTY CORRECTIONAL INSTITUTION	FLA010179	BA	0.28	0.183
Madison	GREENVILLE, TOWN OF	GREENVILLE, TOWN OF	FLA011658	BA	0.15	0.123
Madison	MADISON WWTF	MADISON, CITY OF	FLA116572	BA	1.37	0.629



Florida Department of Environmental Protection  
2019 Reuse Inventory

County	WWTF Name*	Reuse System Name	WAFR ID	Disinfection	WWTF Capacity** (mgd)	WWTF Flow (mgd)
Manatee	BRADENTON WWTF	BRADEN RIVER UTILITIES MASTER REUSE	FL0021369	HI		1.92
Manatee	BRADENTON WWTF	BRADENTON, CITY OF	FL0021369	HI	9.00	4.092
Manatee	MANATEE-NORTH WRF	MANATEE CO. MASTER REUSE SYSTEM	FLA012617	HI	7.50	3.7
Manatee	MANATEE-SOUTHEAST WRF	MANATEE CO. MASTER REUSE SYSTEM	FLA012618	HI	11.00	6.9
Manatee	MANATEE-SOUTHWEST WRF	BRADEN RIVER UTILITIES MASTER REUSE	FLA012619	HI		0.16
Manatee	MANATEE-SOUTHWEST WRF	MANATEE CO. MASTER REUSE SYSTEM	FLA012619	HI	15.00	9.84
Manatee	PALMETTO WWTF	PALMETTO, CITY OF	FL0020401	HI	2.40	1.478
Manatee	SARASOTA, CITY OF AWWTP	BRADEN RIVER UTILITIES MASTER REUSE	FL0040771	HI		2.54
Marion	BEACH HAVEN WWTF	BEACH HAVEN WWTF	FLA357171	HI	0.10	0.012
Marion	BELLEVIEW, CITY OF WWTP	BELLEVIEW, CITY OF	FLA010678	HI	0.76	0.445
Marion	CITY OF DUNNELLO WWTF	FGUA-DUNNELLO	FLA126594	BA	0.34	0.197
Marion	JULIETTE FALLS WWTF	FGUA-JULIETTE FALLS	FLA490415	HB	0.10	0
Marion	MARION CO.-NW REGIONAL WWTF	MARION CO.-NW REGIONAL (GOLDEN OCALA)	FLA272060	HB	0.20	0.069
Marion	MARION CO.-OAK RUN	MARION CO.-OAK RUN	FLA012697	HB	1.60	0.911
Marion	MARION CO.-SILVER SPRINGS SHORES	MARION CO.-SILVER SPRINGS SHORES	FLA296651	HB	2.00	1.222
Marion	MARION CO.-STONECREST WWTF	MARION CO.-STONECREST	FLA010741	HI	1.00	0.181
Marion	MARION CORRECTIONAL INSTITUTION	MARION CORRECTIONAL INSTITUTION	FLA010789	HI	0.72	0.648
Marion	MARION LANDING	MARION LANDING	FLA012699	BA	0.10	0.063
Marion	OCALA WRF #2	OCALA WRF #2	FLA010680	HB	6.60	3.318
Marion	OCALA WRF #3	OCALA WRF #3	FLA190268	HI	4.43	2.369
Marion	ON TOP OF THE WORLD/BAY LAUREL	ON TOP OF THE WORLD/BAY LAUREL	FLA012683	HI	1.25	0.643
Marion	RAINBOW SPRINGS WRF	RAINBOW SPRINGS FIFTH REPLAT WWTF	FLA012693	BA	0.23	0.137
Martin	INDIANTOWN WWTF	INDIANTOWN COMPANY	FLA029939	BA	0.75	0.238
Martin	MARTIN CO. UTILITIES-NORTH WWTF	MARTIN CO.-NORTH	FLA043192	HI	2.76	1.555

Florida Department of Environmental Protection  
2019 Reuse Inventory

County	WWTF Name*	Reuse System Name	WAFR ID	Disinfection	WWTF Capacity** (mgd)	WWTF Flow (mgd)
Martin	MARTIN CO.-TROPICAL FARMS WWTF	MARTIN CO.-SOUTH (TROPICAL FARMS)	FL0043214	HI	5.90	3.039
Martin	MARTIN CORRECTIONAL INSTITUTION	MARTIN CORRECTIONAL INSTITUTION	FLA013881	HI	0.37	0.316
Martin	SAILFISH POINT WWTF	SAILFISH POINT	FLA017466	HI	0.25	0.0805
Martin	SOUTH MARTIN REGIONAL UTILITY WWTF	SOUTH MARTIN REGIONAL UTILITY	FLA013859	HI	1.40	0.812
Martin	STUART, CITY OF WRF	STUART, CITY OF	FLA041459	HI	4.00	1.624
Miami-Dade	HOMESTEAD, CITY OF WWTF	HOMESTEAD, CITY OF	FLA013609	HI	4.50	5.673
Miami-Dade	MDWASD CENTRAL DISTRICT	MDWASD CENTRAL DISTRICT	FL0024805	HB	143.00	101.13
Miami-Dade	MDWASD NORTH DISTRICT WWTP	MDWASD NORTH DISTRICT	FL0032182	HB	120.00	90.13
Miami-Dade	MDWASD SOUTH DISTRICT WWTF	MDWASD SOUTH DISTRICT	FLA042137	HB	112.50	94.63
Monroe	BIG COPPITT WWTF	FKAA-BIG COPPITT	FLA567591	HI	0.41	0.271
Monroe	DUCK KEY WWTP	FKAA-DUCK KEY (HAWKS CAY)	FLA014772	HI	0.27	0.121
Monroe	KEY COLONY BEACH, CITY OF WWTF	KEY COLONY BEACH, CITY OF	FLA014720	HI	0.34	0.212
Monroe	KEY WEST RESORT UTILITY	KEY WEST RESORT UTILITY	FLA014951	HI	0.85	0.561
Monroe	MARATHON AREA 3 WWTF	MARATHON AREA 3 WWTF	FLA642851	HI	0.25	0.178
Monroe	MARATHON AREA 4 WWTF	MARATHON AREA 4 WWTF	FLA550973	HI	0.40	0.25
Monroe	MARATHON AREA 5 WWTF	MARATHON AREA 5 WWTF	FLA187364	HB	0.45	0.295
Monroe	MARATHON AREA 7 WWTF	MARATHON AREA 7 WWTF	FLA705250	HI	0.20	0.039
Monroe	NORTH KEY LARGO WWTF AT OCEAN REEF	NORTH KEY LARGO WWTF AT OCEAN REEF	FLA015009	HI	0.50	0.234
Nassau	HILLIARD WWTF	HILLIARD, TOWN OF	FL0043079	BA	0.48	0.253
Nassau	JEA-NASSAU REGIONAL WWTF	JEA-NASSAU REGIONAL (SUN RAY)	FL0116793	HI	1.55	1.349
Nassau	NASSAU AMELIA UTILITIES WWTF	NASSAU AMELIA UTILITIES	FLA011688	HI	0.95	0.73
Okaloosa	CRESTVIEW WWTP	CRESTVIEW, CITY OF	FLA010193	BA	2.75	1.64
Okaloosa	DESTIN WATER USERS-GEORGE FRENCH WRF	DESTIN WATER USERS	FLA010194	HI	6.00	3.303
Okaloosa	FORT WALTON BEACH GENERAL REUSE SERVICE AREA	FORT WALTON BEACH GENERAL REUSE SERVICE AREA	FLA101923	HI	2.20	0

Florida Department of Environmental Protection  
2019 Reuse Inventory

County	WWTF Name*	Reuse System Name	WAFR ID	Disinfection	WWTF Capacity** (mgd)	WWTF Flow (mgd)
Okaloosa	HURLBURT FIELD AIR FORCE BASE	FORT WALTON BEACH GENERAL REUSE SERVICE AREA	FL0003174	HI		0.001
Okaloosa	HURLBURT FIELD AIR FORCE BASE	HURLBURT FIELD AIR FORCE BASE	FL0003174	BA	1.00	0.588
Okaloosa	JERRY D. MITCHEM WRF AT BOB SIKES IND. PARK	OKALOOSA-BOB SIKES INDUSTRIAL PARK	FLA010181	BA	0.39	0.127
Okaloosa	MARY ESTHER, CITY OF WWTP	MARY ESTHER, CITY OF	FLA010191	BA	1.10	0.478
Okaloosa	NICEVILLE NV REGIONAL WWTP	NICEVILLE-NV REGIONAL (VALPARAISO)	FLA010185	HB	3.35	2.506
Okaloosa	OKALOOSA CORRECTIONAL WTP	OKALOOSA CORRECTIONAL INSTITUTION	FLA010202	BA	0.23	0.154
Okaloosa	OKALOOSA-ARBENNIE PRITCHETT WRF	FORT WALTON BEACH GENERAL REUSE SERVICE AREA	FLA485942	HI		0.3
Okaloosa	OKALOOSA-ARBENNIE PRITCHETT WRF	OKALOOSA-ARBENNIE PRITCHETT	FLA485942	HB	15.00	6.9
Okaloosa	OKALOOSA-RUSSELL STEPHENSON	OKALOOSA-RUSSELL STEPHENSON	FLA010182	BA	0.98	0.601
Okeechobee	OKEECHOBEE CORRECTIONAL INSTTUTION	OKEECHOBEE CORRECTIONAL INSTITUTION	FLA013940	BA	0.20	0.187
Okeechobee	OKEECHOBEE WWTF	OKEECHOBEE UTILITY AUTHORITY	FLA013888	HI	3.00	0.85
Orange	ALTAMONTE SPRINGS REGIONAL WRF (PROJECT APRICOT)	APOPKA-PROJECT ARROW	FL0033251	HI		1.35
Orange	APOPKA WRF-PROJECT ARROW	APOPKA-PROJECT ARROW	FLA010818	HI	4.50	2.89
Orange	FAIRWAYS COUNTRY CLUB	FAIRWAYS COUNTRY CLUB	FLA010823	HI	0.15	0.13
Orange	GULFSTREAM HARBOR MOBILE HOME PARK	GULFSTREAM HARBOR MOBILE HOME PARK	FLA010835	BA	0.10	0.068
Orange	OCOEE WWTF	OCOEE, CITY OF	FLA010815	HB	3.00	1.82
Orange	OCUD-EASTERN WRF	OCUD-EASTERN SERVICE AREA	FL0038849	HI	24.00	18.835
Orange	OCUD-EASTERN WRF	ORLANDO-WATER CONSERV I	FL0038849	HI		
Orange	OCUD-NORTHWEST WRF	APOPKA-PROJECT ARROW	FLA010798	HI		1.49
Orange	OCUD-NORTHWEST WRF	OCOEE, CITY OF	FLA010798	HI		1.552
Orange	OCUD-NORTHWEST WRF	OCUD-NORTHWEST SERVICE AREA	FLA010798	HI	11.25	3.6
Orange	OCUD-SOUTH WRF	CONSERV II DISTRIBUTION CENTER	FLA107972	HI	19.00	18.874

Florida Department of Environmental Protection  
2019 Reuse Inventory

County	WWTF Name*	Reuse System Name	WAFR ID	Disinfection	WWTF Capacity** (mgd)	WWTF Flow (mgd)
Orange	OCUD-SOUTH WRF	OCUD-SOUTH SERVICE AREA	FLA107972	HB	21.00	9.81
Orange	ORLANDO- CONSERV II WRF	CONSERV II DISTRIBUTION CENTER	FLA010814	HI	11.00	10.979
Orange	ORLANDO- CONSERV II WRF	OCOEE, CITY OF	FLA010814	HI		0.27
Orange	ORLANDO- CONSERV II WRF	ORLANDO-CONSERV II	FLA010814	HI	10.00	3.785
Orange	ORLANDO-IRON BRIDGE	OCUD-EASTERN SERVICE AREA	FL0037966	HI		0
Orange	ORLANDO-IRON BRIDGE	ORLANDO-WATER CONSERV I	FL0037966	HI		5.129
Orange	ORLANDO-WATER CONSERV I	OCUD-EASTERN SERVICE AREA	FLA010816	HI		2.555
Orange	ORLANDO-WATER CONSERV I	ORLANDO-WATER CONSERV I	FLA010816	HI	7.50	2.785
Orange	REEDY CREEK IMPROVEMENT DISTRICT	REEDY CREEK IMPROVEMENT DISTRICT	FLA108219	HI	20.00	14.315
Orange	ROCK SPRINGS MOBILE HOME PARK	ROCK SPRINGS MOBILE HOME PARK	FLA010871	BA	0.15	0.084
Orange	WEDGEFIELD WWTF	WEDGEFIELD SUBDIVISION	FLA010900	HI	0.33	0.19
Orange	WEKIVA HUNT CLUB WWTF	APOPKA-PROJECT ARROW	FL0036251	HI		1.64
Orange	WINTER GARDEN WWTF	WINTER GARDEN, CITY OF	FL0020109	HB	4.75	3.34
Orange	WINTER PARK ESTATES WWTF	WINTER PARK, CITY OF	FLA010819	HI	0.75	0.362
Osceola	KISSIMMEE GOOD SAMARITAN RETIREMENT VILLAGE	KISSIMMEE GOOD SAMARITAN RETIREMENT VILLAGE	FLA010974	HI	0.30	0.156
Osceola	ST. CLOUD-SOUTHSIDE #2 WWTF	ST. CLOUD-SOUTHSIDE #2	FLA010962	HI	7.60	3.622
Osceola	TOHO-CAMELOT WRF	TOHO-CAMELOT	FLA010983	HI	5.00	3.705
Osceola	TOHO-CYPRESS WEST	TOHO-CAMELOT	FLA109843	HI	3.00	1.405
Osceola	TOHO-HARMONY WWTF	TOHO-HARMONY	FLA267872	HB	0.50	0.201
Osceola	TOHO-PARKWAY	TOHO-PARKWAY	FLA010960	HI	1.50	0.991
Osceola	TOHO-SANDHILL ROAD	TOHO-SANDHILL ROAD	FLA010958	HI	6.00	5.001
Osceola	TOHO-SOUTH BERMUDA WRF	TOHO-CAMELOT	FLA010957	HI	13.00	11.771
Palm Beach	BOCA RATON, CITY OF WWTF	BOCA RATON, CITY OF (PROJECT IRIS)	FL0026344	HI	17.50	15.95
Palm Beach	LOXAHATCHEE RIVER DISTRICT	LOXAHATCHEE ENV. CONTROL DIST.	FL0034649	HI	11.00	6.83
Palm Beach	OKEELANTA CORPORATION WWTF	OKEELANTA CORPORATION	FLA013706	HI	0.23	57
Palm Beach	PALM BEACH CO SOUTHERN REGION WRF	PALM BEACH CO. SOUTHERN REGION	FL0041424	HI	35.00	20.37

Florida Department of Environmental Protection  
2019 Reuse Inventory

County	WWTF Name*	Reuse System Name	WAFR ID	Disinfection	WWTF Capacity** (mgd)	WWTF Flow (mgd)
Palm Beach	PALM BEACH CO.-CENTRAL REGION RWF	PALM BEACH CO.-CENTRAL REGION RWF	FL0471275	HI	3.00	0.739
Palm Beach	PALM BEACH CO.-WESTERN REGION NORTH WWTF	PALM BEACH CO.-WESTERN REGION NORTH (FKA PAHOKEE WWTP)	FLA136778	BA	1.20	0.687
Palm Beach	PALM BEACH CO.-WESTERN REGION WWTF	PALM BEACH CO.-WESTERN REGION (BELLE GLADE)	FLA027740	BA	6.50	2.665
Palm Beach	SEACOAST UTILITIES PGA	LOXAHATCHEE ENV. CONTROL DIST.	FL0038768	HI		0
Palm Beach	SEACOAST UTILITIES PGA	SEACOAST UTILITIES PGA	FL0038768	HI	12.00	7.79
Palm Beach	SOUTH CENTRAL REGIONAL WWTP	SOUTH CENTRAL REGIONAL	FL0035980	HB	24.00	16.85
Palm Beach	WELLINGTON WWTP (ACME)	VILLAGE OF WELLINGTON WWTP	FLA042595	HI	6.50	3.41
Palm Beach	WEST PALM BEACH-EAST CENTRAL REGIONAL WWTP	PALM BEACH CO.-CENTRAL REGION RWF	FLA041360	HI		0
Palm Beach	WEST PALM BEACH-EAST CENTRAL REGIONAL WWTP	WEST PALM BEACH-EAST CENTRAL REGIONAL	FLA041360	HB	70.00	45.96
Pasco	DADE CITY WWTP	DADE CITY, CITY OF	FLA012742	HB	1.50	0.708
Pasco	FGUA-JASMINE LAKES WWTF	FGUA-JASMINE LAKES	FLA012768	BA	0.31	0.257
Pasco	FGUA-PALM TERRACE GARDENS WWTF	FGUA-PALM TERRACE GARDENS	FLA012773	BA	0.13	0.105
Pasco	FGUA-SEVEN SPRINGS WWTF	FGUA-SEVEN SPRINGS WWTF	FLA012752	HI	2.90	1.99
Pasco	FOREST LAKE ESTATES WWTP	FOREST LAKE ESTATES	FLA012801	BA	0.22	0.058
Pasco	NEW PORT RICHEY CITY OF WWTF	NEW PORT RICHEY, CITY OF	FL0127434	HI	7.50	1.504
Pasco	NEW PORT RICHEY CITY OF WWTF	PASCO CO. MASTER REUSE SYSTEM	FL0127434	HI		4.15
Pasco	PASCO CO.-EMBASSY HILLS	PASCO CO. MASTER REUSE SYSTEM	FLA012735	HI	3.50	1.689
Pasco	PASCO CO.-LAND O'LAKES SUBREGIONAL WWTF	PASCO CO. MASTER REUSE SYSTEM	FLA012731	HI	3.50	2.327
Pasco	PASCO CO.-SHADY HILLS SUBREGIONAL WWTF	PASCO CO. MASTER REUSE SYSTEM	FLA012741	HI	14.00	9.145
Pasco	PASCO CO.-SOUTHEAST PASCO SUBREGIONAL WWTF	PASCO CO. MASTER REUSE SYSTEM	FLA012737	HI	3.00	2.681
Pasco	PASCO CO.-WESLEY CENTER SUBREGIONAL WWTF	PASCO CO. MASTER REUSE SYSTEM	FLA016094	HI	6.00	4.836

Florida Department of Environmental Protection  
2019 Reuse Inventory

County	WWTF Name*	Reuse System Name	WAFR ID	Disinfection	WWTF Capacity** (mgd)	WWTF Flow (mgd)
Pasco	TRAVELER'S REST RV RESORT	TRAVELER'S REST RV PARK WWTP	FLA012831	BA	0.10	0.041
Pasco	ZEPHYRHILLS, CITY OF	ZEPHYRHILLS, CITY OF	FLA012744	HI	4.50	1.648
Pinellas	CITY OF DUNEDIN AWWTF	DUNEDIN, CITY OF-MAINLAND	FL0021326	HI	6.00	4.6
Pinellas	CLEARWATER CITY OF EAST WRF	CLEARWATER CITY OF MASTER REUSE SYSTEM	FL0021865	HI	5.00	3.11
Pinellas	CLEARWATER CITY OF MARSHALL STREET AWWTP	CLEARWATER CITY OF MASTER REUSE SYSTEM	FL0021857	HI	10.00	6.11
Pinellas	CLEARWATER CITY OF NORTHEAST WRF	CLEARWATER CITY OF MASTER REUSE SYSTEM	FL0128937	HI	13.50	6.28
Pinellas	CLEARWATER CITY OF NORTHEAST WRF	PINELLAS CO.-WILLIAM E. DUNN WATER RECLAMATION FACILITY	FL0128937	HI		0.5
Pinellas	LARGO, CITY OF	LARGO, CITY OF	FL0026603	HI	18.00	12.83
Pinellas	OLDSMAR, CITY OF AWWTF	OLDSMAR, CITY OF	FL0027651	HI	2.25	1.549
Pinellas	OLDSMAR, CITY OF AWWTF	PINELLAS CO.-WILLIAM E. DUNN WATER RECLAMATION FACILITY	FL0027651	HI		0.082
Pinellas	ON TOP OF THE WORLD	ON TOP OF THE WORLD	FLA012905	HI	0.60	0.466
Pinellas	PINELLAS CO.-SOUTH CROSS BAYOU	PINELLAS CO.-SOUTH CROSS BAYOU	FL0040436	HI	33.00	22.11
Pinellas	PINELLAS CO.-WILLIAM E. DUNN WATER RECLAMATION FACILITY	PINELLAS CO.-WILLIAM E. DUNN WATER RECLAMATION FACILITY	FL0128775	HI	9.00	6.929
Pinellas	ST. PETERSBURG NORTHEAST WRF	ST. PETERSBURG MASTER URBAN REUSE SYSTEM	FLA128856	HI	16.00	7.969
Pinellas	ST. PETERSBURG NORTHWEST WRF	ST. PETERSBURG MASTER URBAN REUSE SYSTEM	FLA128821	HI	20.00	10
Pinellas	ST. PETERSBURG SOUTHWEST WRF	ST. PETERSBURG MASTER URBAN REUSE SYSTEM	FLA128848	HI	20.00	16.368
Pinellas	TARPON SPRINGS WWTF	TARPON SPRINGS, CITY OF	FL0030406	HI	4.00	2.1
Polk	AUBURNDALE, CITY OF-ALLRED WWTP	AUBURNDALE, CITY OF-ALLRED	FL0021466	HI	1.40	0.692
Polk	AUBURNDALE, CITY OF-REGIONAL WWTP	AUBURNDALE, CITY OF-REGIONAL	FLA016559	HI	2.67	1.725
Polk	BARTOW, CITY OF	BARTOW, CITY OF	FLA012976	BA	4.00	2.436

Florida Department of Environmental Protection  
2019 Reuse Inventory

County	WWTF Name*	Reuse System Name	WAFR ID	Disinfection	WWTF Capacity** (mgd)	WWTF Flow (mgd)
Polk	CARDINAL HILL WWTF	CARDINAL HILL (FKA POLK CITY INTERIM)	FLA489093	BA	0.29	0.117
Polk	CAREFREE RV COUNTRY CLUB WWTF	CAREFREE RV COUNTRY CLUB WWTF	FLA013093	HI	0.08	0.024
Polk	CITY OF DAVENPORT WWTP	DAVENPORT, CITY OF	FLA377392	BA	0.53	0.187
Polk	CITY OF FORT MEADE WWTF	FORT MEADE, CITY OF	FLA016529	BA	1.00	0.541
Polk	CITY OF LAKE ALFRED WWTF	LAKE ALFRED, CITY OF	FLA012975	HI	0.90	0.492
Polk	CYPRESS LAKES WWTP	CYPRESS LAKES UTILITIES, INC.	FLA013123	HI	0.19	0.109
Polk	DUNDEE REGIONAL WWTF	DUNDEE, TOWN OF	FLA180416	HI	0.70	0.13
Polk	FROSTPROOF, CITY OF WWTF	FROSTPROOF, CITY OF	FLA012983	BA	0.25	0.16
Polk	GOLD COAST UTILITY WWTF	GOLD COAST UTILITY	FLA110434	BA	0.25	0.0935
Polk	GRENELEFE UTILITIES	GRENELEFE UTILITIES	FLA013016	BA	0.34	0.139
Polk	HAINES CITY	HAINES CITY	FLA012977	HI	2.97	1.802
Polk	LAKE WALES, CITY OF WWTP	LAKE WALES, CITY OF	FLA129844	HI	2.19	1.164
Polk	LAKELAND, CITY OF-GLENDALE WRF	LAKELAND, CITY OF	FL0039772	BA	13.70	8.07
Polk	LAKELAND, CITY OF-NORTHSIDE WRF	LAKELAND, CITY OF	FLA012985	BA	8.00	4.08
Polk	MULBERRY CITY OF WWTF	MULBERRY CITY OF	FL0020338	HI	0.75	0.297
Polk	OUTDOOR RESORTS AT ORLANDO WWTF	OUTDOOR RESORTS AT ORLANDO	FLA011047	BA	0.13	0.114
Polk	POLK CO.-NORTHEAST REGIONAL	POLK CO.-NORTHEAST REGIONAL	FL0A00002	HI	4.75	3.429
Polk	POLK CO.-NORTHWEST REGIONAL	POLK CO.-NORTHWEST REGIONAL	FLA178667	HI	1.52	0.991
Polk	POLK CO.-SOUTHWEST REGIONAL WWTP	LAKELAND, CITY OF	FLA012954	HI		0.838
Polk	POLK CO.-SOUTHWEST REGIONAL WWTP	POLK CO.-SOUTHWEST REGIONAL WWTP	FLA012954	HI	4.00	1.207
Polk	POLK CO.-SUN RAY WWTF	POLK CO.-SUN RAY	FLA012949	BA	1.00	0.351
Polk	POLK CO.-WAVERLY WWTF	POLK CO.-WAVERLY	FLA012968	BA	0.13	0.03
Polk	POLK CORRECTIONAL INSTITUTION WWTF	POLK CORRECTIONAL INSTITUTION	FLA013360	BA	0.31	0.16
Polk	STREAMSONG WWTF	STREAMSONG WWTF	FLA760838	HI	0.10	0.025
Polk	SWEETWATER GOLF & TENNIS CLUB WWTP	SWEETWATER GOLF & TENNIS CLUB	FLA013082	HI	0.07	0.06
Polk	SWISS GOLF CLUB WWTF	SWISS GOLF CLUB	FLA013103	BA	0.18	0.044

Florida Department of Environmental Protection  
2019 Reuse Inventory

County	WWTF Name*	Reuse System Name	WAFR ID	Disinfection	WWTF Capacity** (mgd)	WWTF Flow (mgd)
Polk	SWISS VILLAGE WWTF	SWISS VILLAGE MOBILE HOME PARK	FLA013102	BA	0.14	0.033
Polk	TOHO-CYPRESS WEST	TOHO-POINCIANA	FLA109843	HI	3.00	1.276
Polk	TOHO-LAKE MARION	TOHO-POINCIANA	FLA010979	HB	1.50	1.53
Polk	TOHO-WALNUT	TOHO-POINCIANA	FL0036862	HI	0.85	0.804
Polk	WINTER HAVEN, CITY OF WWTP #2	WINTER HAVEN SERVICE AREA 2	FLA129747	HI	1.70	1.19
Polk	WINTER HAVEN, CITY OF WWTP #3	WINTER HAVEN SERVICE AREA 3	FL0036048	HI	7.50	4.09
Putnam	CRESCENT CITY, CITY OF	CRESCENT CITY, CITY OF	FL0021610	BA	0.35	0.092
Putnam	EAST PUTNAM COUNTY REGIONAL WWTF	EAST PUTNAM COUNTY REGIONAL	FLA667757	BA	0.24	0.14
Putnam	PALATKA, CITY OF	PALATKA, CITY OF	FL0040061	HB	3.50	1.651
Putnam	RIVER PARK MHP	RIVER PARK MHP	FLA117218	HI	0.10	0.0466
Santa Rosa	HOLLEY WRF	HOLLEY-NAVARRE WATER SYSTEMS, INC.	FLA548464	HI	0.25	0.025
Santa Rosa	HOLLEY-NAVARRE WWTF	HOLLEY-NAVARRE WATER SYSTEMS, INC.	FLA010211	HI	2.99	1.569
Santa Rosa	JAY, TOWN OF WWTP	JAY, TOWN OF	FLA010206	BA	0.12	0.053
Santa Rosa	MILTON WWTF	MILTON, CITY OF	FL0021903	HI	2.50	2.132
Santa Rosa	PACE WATER SYSTEM, INC. WWTF	PACE WATER SYSTEM, INC.	FL0102202	HI	2.10	1.5
Santa Rosa	SANTA ROSA CO.-NAVARRE BEACH WWTF	SANTA ROSA CO.-NAVARRE BEACH	FL0023981	IM	0.90	0.334
Santa Rosa	SOUTH SANTA ROSA UTILITY SYSTEM WWTF (TIGER POINT)	SOUTH SANTA ROSA UTILITY SYSTEM (GULF BREEZE-TIGER POINT)	FLA010212	HI	3.50	1.688
Santa Rosa	SUNDIAL UTILITIES WWTP (HWY 191)	SUNDIAL UTILITIES OF MILTON	FLA016779	BA	0.25	0.097
Sarasota	CAMELOT LAKES	CAMELOT LAKES	FLA013390	HI	0.17	0.07
Sarasota	NORTH PORT, CITY OF WWTF	NORTH PORT, CITY OF	FLA013378	HI	4.99	2.5
Sarasota	SARASOTA CO.-BEE RIDGE	SARASOTA CO.-NORTH	FLA013372	HI	12.00	6.67
Sarasota	SARASOTA CO.-CENTRAL COUNTY WRF	SARASOTA CO.-NORTH	FLA013455	HI	8.00	5.03
Sarasota	SARASOTA CO.-VENICE GARDENS	SARASOTA CO.-SOUTH (VENICE GARDENS)	FLA043494	HI		2.2
Sarasota	SARASOTA, CITY OF AWWTP	SARASOTA, CITY OF	FL0040771	HI	10.20	4.88



Florida Department of Environmental Protection  
2019 Reuse Inventory

County	WWTF Name*	Reuse System Name	WAFR ID	Disinfection	WWTF Capacity** (mgd)	WWTF Flow (mgd)
Sarasota	VENICE, CITY OF-EASTSIDE WRF	SARASOTA CO.-SOUTH (VENICE GARDENS)	FL0041441	HI	6.00	0.63
Sarasota	VENICE, CITY OF-EASTSIDE WRF	VENICE, CITY OF-PROJECT WAVE	FL0041441	HI	8.00	2.542
Seminole	ALTAMONTE SPRINGS REGIONAL WRF (PROJECT APRICOT)	ALTAMONTE SPRINGS, CITY OF (PROJECT APRICOT)	FL0033251	HI	12.50	5.554
Seminole	CASSELBERRY WRF	CASSELBERRY, CITY OF	FLA011066	HI	2.20	0.766
Seminole	FGUA-CHULUOTA WWTF	FGUA-CHULUOTA	FLA011076	BA	0.15	0.072
Seminole	FGUA-CHULUOTA WWTF	OVIEDO, CITY OF (ALAFAYA UTILITIES)	FLA011076	HI		0.083
Seminole	ORLANDO-IRON BRIDGE	ORLANDO-IRON BRIDGE	FL0037966	HI	40.00	17.086
Seminole	ORLANDO-IRON BRIDGE	OVIEDO, CITY OF (ALAFAYA UTILITIES)	FL0037966	HI		1.275
Seminole	OVIEDO WRF	OVIEDO, CITY OF (ALAFAYA UTILITIES)	FLA011074	HI	2.40	0.901
Seminole	PALM VALLEY MHP WWTF	PALM VALLEY	FLA011085	HI	0.15	0.079
Seminole	SANFORD-NORTH WRF	SANFORD-NORTH & SOUTH	FL0020141	HI	7.30	5.593
Seminole	SANFORD-SOUTH WATER RESOURCE CENTER	SANFORD-NORTH & SOUTH	FLA181714	HI	3.00	1.054
Seminole	SANFORD-SOUTH WATER RESOURCE CENTER	SEMINOLE CO.-NORTHWEST (YANKEE LAKE)	FLA181714	HI		0.002
Seminole	SEMINOLE CO.-GREENWOOD LAKES	SEMINOLE CO.-GREENWOOD LAKES	FLA011086	HI	3.00	2.266
Seminole	SEMINOLE CO.-NORTHWEST	SEMINOLE CO.-NORTHWEST (YANKEE LAKE)	FLA042625	HB	3.50	2.379
Seminole	WEKIVA HUNT CLUB WWTF	WEKIVA HUNT CLUB	FL0036251	HI	2.90	0.373
Seminole	WINTER PARK ESTATES WWTF	ORLANDO-IRON BRIDGE	FLA010819	HI		0.143
Seminole	WINTER SPRINGS EAST WWTF	WINTER SPRINGS EAST	FLA011068	HI	2.01	1.078
Seminole	WINTER SPRINGS WEST WWTF	WINTER SPRINGS WEST	FLA011067	HI	2.07	1.027
St. Johns	JEA-PONCE DE LEON WRF	JEA-PONCE DE LEON	FLA011773	BA	0.24	0.056
St. Johns	JEA-PONTE VEDRA WRF	JEA-PONTE VEDRA	FL0117951	HI	0.80	0.43
St. Johns	NORTH BEACH UTILITIES	NORTH BEACH UTILITIES	FLA011765	BA	0.30	0.307
St. Johns	ST. AUGUSTINE WWTF #1	ST. AUGUSTINE, CITY OF	FL0021938	BA	4.95	3.453

Florida Department of Environmental Protection  
2019 Reuse Inventory

County	WWTF Name*	Reuse System Name	WAFR ID	Disinfection	WWTF Capacity** (mgd)	WWTF Flow (mgd)
St. Johns	ST. JOHNS CO.-ANASTASIA ISLAND WWTF	ST. JOHNS CO.-ANASTASIA ISLAND	FL0038831	HI	4.95	2.652
St. Johns	ST. JOHNS CO.-INNLET BEACH WWTF	ST. JOHNS CO.-INNLET BEACH	FL0044237	HI	0.50	0.303
St. Johns	ST. JOHNS CO.-MAINLAND (S.R. 207)	ST. JOHNS CO.-MAINLAND (S.R. 207)	FL0117471	HI	0.25	0.165
St. Johns	ST. JOHNS CO.-MARSH LANDING WWTF	ST. JOHNS CO.-MARSH LANDING PONTE VEDRA LAKES	FL0044253	HI	0.80	0.561
St. Johns	ST. JOHNS CO.-NORTHWEST WWTP	ST. JOHNS CO.-NORTHWEST	FL0670651	HI	3.00	1.182
St. Johns	ST. JOHNS CO.-PLAYERS CLUB SOUTH	ST. JOHNS CO.-PLAYERS CLUB SOUTH	FL0044245	HI	0.70	0.412
St. Johns	ST. JOHNS CO.-SAWGRASS WWTF	ST. JOHNS CO.-SAWGRASS	FL0117897	HI	1.50	0.812
St. Johns	ST. JOHNS CO.-STATE ROAD 16 WWTF	ST. JOHNS CO.-NORTHWEST	FL0043109	HI	1.50	0.543
St. Lucie	FORT PIERCE UTILITY AUTHORITY WWTF	FORT PIERCE UTILITY AUTHORITY	FL0027278	BA	10.00	4.2258
St. Lucie	HARBOUR RIDGE WWTF	HARBOUR RIDGE P.U.D.	FLA013986	HI	0.12	0.067
St. Lucie	ISLAND DUNES WWTF	HUTCHINSON-ISLAND DUNES	FLA013980	HI	0.12	0.041
St. Lucie	MEADOWOOD COMMUNITY ASSOCIATION, INC. WWTF (PANTHERWOODS)	MEADOWOOD COMMUNITY (PANTHER WOODS)	FLA013982	HI	0.11	0.056
St. Lucie	PORT ST LUCIE UTILITIES GLADES WWTF	PORT ST LUCIE-GLADES	FLA326321	HI	12.00	4.905
St. Lucie	PORT ST. LUCIE UTILITY WESTPORT WWTF	PORT ST. LUCIE UTILITY-WESTPORT	FLA139653	HI	6.00	4.726
St. Lucie	SAVANNA CLUB	SAVANNA CLUB	FLA013958	BA	0.15	0.048
St. Lucie	SPANISH LAKES COUNTRY CLUB	SPANISH LAKES COUNTRY CLUB	FLA013977	BA	0.16	0.092
St. Lucie	SPANISH LAKES FAIRWAYS WWTF	SPANISH LAKES FAIRWAYS	FLA013998	HI	0.25	0.145
St. Lucie	ST. LUCIE CO.-NORTH (HOLIDAY PINES)	ST. LUCIE CO.-NORTH (HOLIDAY PINES)	FLA013969	HI	0.30	0.073
St. Lucie	ST. LUCIE CO.-NORTH HUTCHINSON	ST. LUCIE CO.-NORTH HUTCHINSON	FLA013946	HI	0.85	0.241
St. Lucie	ST. LUCIE CO.-SOUTH HUTCHINSON ISLAND	ST. LUCIE CO.-SOUTH HUTCHINSON	FL0139475	HI	1.60	0.417
St. Lucie	ST. LUCIE WEST UTILITIES, INC.	ST. LUCIE WEST	FLA013993	HI	2.13	1.383
Sumter	BUSHNELL, CITY OF-DAVID HANSON WWTP	BUSHNELL, CITY OF	FLA188697	BA	0.50	0.326
Sumter	CONTINENTAL COUNTRY CLUB	CONTINENTAL COUNTRY CLUB	FLA043699	BA	0.20	0.11
Sumter	SUMTER CORRECTIONAL INSTITUTIONAL	SUMTER CORRECTIONAL INSTITUTION	FLA013558	HI	0.35	0.311
Sumter	THE VILLAGES-CENTRAL SUMTER UTILITY WWTF	THE VILLAGES-NSU MASTER REUSE SYSTEM	FLA499951	HI	1.60	1.146

Florida Department of Environmental Protection  
2019 Reuse Inventory

County	WWTF Name*	Reuse System Name	WAFR ID	Disinfection	WWTF Capacity** (mgd)	WWTF Flow (mgd)
Sumter	THE VILLAGES-LITTLE SUMTER UTILITY CO. WWTF	THE VILLAGES-LITTLE SUMTER SERVICE AREA (LSSA)	FLA017133	HI	3.00	1.585
Sumter	THE VILLAGES-NSU WWTF	THE VILLAGES-NSU MASTER REUSE SYSTEM	FLA281581	HI	2.80	2.1
Sumter	WILDWOOD, CITY OF WWTF	THE VILLAGES-NSU MASTER REUSE SYSTEM	FLA013497	HI		0.949
Sumter	WILDWOOD, CITY OF WWTF	WILDWOOD, CITY OF	FLA013497	HI	3.55	0.345
Suwannee	ADVENT CHRISTIAN VILLAGE	ADVENT CHRISTIAN HOME	FLA011819	BA	0.21	0.048
Suwannee	BRANFORD WWTF	BRANFORD, TOWN OF	FLA011806	BA	0.10	0.05
Suwannee	LIVE OAK, CITY OF WWTF	LIVE OAK, CITY OF	FLA011805	HB	1.82	0.822
Taylor	PERRY, CITY OF	PERRY, CITY OF	FL0026387	HI	1.25	1.0074
Taylor	TAYLOR CORRECTIONAL INSTITUTION	TAYLOR CORRECTIONAL INSTITUTION	FLA011831	BA	0.40	0.156
Union	LAKE BUTLER, CITY OF WWTF	LAKE BUTLER, CITY OF	FLA118338	BA	0.70	0.507
Volusia	DAYTONA BEACH-BETHUNE POINT WRF	DAYTONA REUSE IMPLEMENTATION PROJECT (DRIP)	FL0025984	HI	13.00	4.1
Volusia	DAYTONA BEACH-WESTSIDE REGIONAL WRF	DAYTONA REUSE IMPLEMENTATION PROJECT (DRIP)	FL0111392	HI	15.00	7.2
Volusia	DELAND-WILEY M. NASH WRF	DELAND, CITY OF	FL0020303	HI	6.00	3.55
Volusia	DELTONA EASTERN WRF	DELTONA, CITY OF	FLA709883	HI	1.00	0.438
Volusia	DELTONA LAKES WRF	DELTONA, CITY OF	FLA111724	HI	1.40	0.419
Volusia	DELTONA LAKES WRF	VCUD-SOUTHWEST WWTF-2	FLA111724	HI		0.22
Volusia	EDGEWATER, CITY OF WWTF	EDGEWATER, CITY OF	FL0021431	HI	2.75	1.74
Volusia	HOLLY HILL WWTF	HOLLY HILL, CITY OF	FL0027677	HI	2.40	1.64
Volusia	NEW SMYRNA BEACH WRF	NEW SMYRNA BEACH, CITY OF	FL0172090	HI	7.00	3.62
Volusia	NORTH PENINSULA UTILITIES WWTF (SEABRIDGE)	NORTH PENINSULA UTILITIES (SEABRIDGE)	FLA011188	BA	0.18	0.046
Volusia	ORMOND BEACH WWTF	ORMOND BEACH	FL0020532	HI	8.00	4.61
Volusia	PORT ORANGE WWTF	PORT ORANGE, CITY OF	FL0020559	HB	12.00	6.139
Volusia	TYMBER CREEK	TYMBER CREEK	FLA011193	HI	0.13	0.061

Florida Department of Environmental Protection  
2019 Reuse Inventory

County	WWTF Name*	Reuse System Name	WAFR ID	Disinfection	WWTF Capacity** (mgd)	WWTF Flow (mgd)
Volusia	VCUD-HALIFAX PLANTATION WWTF	VCUD-HALIFAX PLANTATION WWTF	FLA011131	HI	0.30	0.168
Volusia	VCUD-SOUTHEAST REGIONAL	VCUD-SOUTHEAST REGIONAL	FLA017413	HI	0.52	0.21
Volusia	VCUD-SOUTHWEST REGIONAL WWTF	VCUD-SOUTHWEST REGIONAL	FLA011128	HI	2.34	1.517
Volusia	VCUD-SOUTHWEST WWTF-2	VCUD-SOUTHWEST WWTF-2	FLA011121	HI	0.60	0.264
Wakulla	ST. MARKS WWTF	ST. MARKS WWTF	FLA102318	BA	0.10	0.046
Wakulla	WAKULLA CO. WWTF	WAKULLA CO. (OTTER CREEK)	FLA010225	BA	1.20	0.612
Wakulla	WINCO UTILITIES, INC.	WINCO UTILITIES, INC.	FLA016544	BA	0.50	0.315
Walton	DEFUNIAK SPRINGS, CITY OF WWTP	DEFUNIAK SPRINGS, CITY OF	FLA102440	BA	1.50	0.8
Walton	FREEPORT, CITY OF WWTF	FREEPORT, CITY OF	FLA010245	BA	0.60	0.392
Walton	SOUTH WALTON UTILITY	SOUTH WALTON UTILITY COMPANY	FL0102482	HI	2.75	1.5069
Walton	WALTON CO.-POINT WASHINGTON WWTP	WALTON CO.-EAST REUSE SYSTEM	FLA010252	HB		0.727
Walton	WALTON CO.-POINT WASHINGTON WWTP	WALTON CO.-WOLFE CREEK REUSE SYSTEM	FLA010252	HB	4.00	0.883
Walton	WALTON CO.-SANDESTIN WWTP	WALTON CO.-SANDESTIN	FLA010251	HB	4.00	0.35
Walton	WALTON CO.-SANDESTIN WWTP	WALTON CO.-WOLFE CREEK REUSE SYSTEM	FLA010251	HB		1.372
Walton	WALTON CO.-SEACREST WWTP	WALTON CO.-EAST REUSE SYSTEM	FLA183555	HB	2.00	0
Walton	WALTON CO.-SEACREST WWTP	WALTON CO.-WOLFE CREEK REUSE SYSTEM	FLA183555	HB		0
Walton	WALTON CORRECTIONAL INSTITUTION	WALTON CORRECTIONAL INSTITUTION	FLA010254	BA	0.23	0.178
Walton	WALTON COUNTY COMMERCE PARK AT MOSSY HEAD	WALTON COUNTY COMMERCE PARK AT MOSSY HEAD	FLA689637	BA	0.25	0.027682
Washington	CHIPLEY WWTF	CHIPLEY, CITY OF	FLA027570	HI	1.20	0.762
Washington	NW FLORIDA RECEPTION CENTER WWTF	NW FLORIDA RECEPTION CENTER WWTF (FKA WASHINGTON CO. CORRECTIONAL)	FLA010260	BA	0.47	0.312
Washington	VERNON, CITY OF WWTP	VERNON, CITY OF	FLA102563	BA	0.21	0.096
<b>Totals</b>					<b>2,435.49</b>	<b>1,590.00</b>

*Florida Department of Environmental Protection  
2019 Reuse Inventory*

*Notes:*

*\* Some wastewater treatment facilities (WWTF) are listed more than once because they provide reclaimed water to more than one reuse system.*

*\*\* A blank for WWTF capacity means that the facility's permitted capacity already has been accounted for under another reuse system, which prevents the capacity from being double counted when totaling the WWTF capacity values.*

### Appendix C. Supplemental Water Supplies

County	Reuse System Name	Sources of Reclaimed Water	Flow (mgd)
Brevard	BCUD-NORTH BREVARD REGIONAL	Ground water	0.087
Brevard	BCUD-SOUTH CENTRAL REGIONAL	Ground water	0
Brevard	COCOA, CITY OF	Surface water	0.001
Charlotte	CHARLOTTE CO UTILITIES MASTER REUSE SYSTEM	Other	4.739
Charlotte	ENGLEWOOD WATER DISTRICT SOUTH	Water recovered from ASR	0
Clay	CCUA-RECLAIMED DISTRIBUTION	Ground water	0.702
Collier	AVE MARIA UTILITY CO	Ground water	0.875
Collier	AVE MARIA UTILITY CO	Concentrate Blend	0
Collier	COLLIER CO.-GOLDEN GATE	Concentrate Blend	0
Collier	COLLIER CO.-NORTH & SOUTH	Water recovered from ASR	0
Collier	COLLIER CO.-NORTH & SOUTH	Ground water	0.908
Collier	COLLIER CO.-NORTHEAST UTILITIES	Concentrate Blend	0
Collier	MARCO ISLAND, CITY OF (MARCO ISLAND UTILITIES)	Surface water	0.05
Collier	NAPLES, CITY OF	Water recovered from ASR	0.034
Collier	NAPLES, CITY OF	Surface water	2.003
Collier	PORT OF THE ISLANDS COMMUNITY IMPROVEMENT DISTRICT	Ground water	0.217
Collier	PORT OF THE ISLANDS COMMUNITY IMPROVEMENT DISTRICT	Concentrate Blend	0.031
Dixie	CROSS CITY, TOWN OF	Drinking water	0.313
Escambia	ECUA-BAYOU MARCUS WRF	Drinking water	0.001
Flagler	DUNES COMMUNITY DEVELOPMENT DISTRICT	Ground water	0.135
Flagler	DUNES COMMUNITY DEVELOPMENT DISTRICT	Stormwater	0.126
Indian River	VERO BEACH, CITY OF	Drinking water	0.027
Indian River	VERO BEACH, CITY OF	Stormwater	0.19

Florida Department of Environmental Protection  
2019 Reuse Inventory

County	Reuse System Name	Sources of Reclaimed Water	Flow (mgd)
Lake	CLERMONT-EAST	Ground water	0.252
Lake	GROVELAND-SAMPEY RD.	Ground water	0.014
Lake	GROVELAND-SUNSHINE PARKWAY	Ground water	0.236
Lake	MOUNT DORA, CITY OF	Ground water	0.56
Lee	BONITA SPRINGS-RESOURCE CONSERVATION SYS.	Ground water	2.657
Lee	BONITA SPRINGS-RESOURCE CONSERVATION SYS.	Stormwater	0.267
Lee	CAPE CORAL, WATER INDEPENDENCE FOR	Drinking water	0.24
Lee	CAPE CORAL, WATER INDEPENDENCE FOR	Surface water	15.65
Lee	FGUA-SOUTH SEAS PLANTATION	Ground water	0
Lee	HUNTER'S RIDGE	Ground water	0.3063
Lee	LEE CO.-GATEWAY SERVICES DISTRICT	Ground water	1.27
Lee	LEE CO.-THREE OAKS	Ground water	0.072
Leon	TALLAHASSEE, CITY OF-T.P. SMITH	Drinking water	0.003
Manatee	PALMETTO, CITY OF	Water recovered from ASR	0.076
Martin	MARTIN CO.-SOUTH (TROPICAL FARMS)	Ground water	0
Martin	MARTIN CO.-SOUTH (TROPICAL FARMS)	Concentrate Blend	0
Monroe	FKAA-DUCK KEY (HAWKS CAY)	Drinking water	0.003
Okaloosa	DESTIN WATER USERS	Water recovered from ASR	0.025
Okaloosa	DESTIN WATER USERS	Drinking water	0
Okaloosa	DESTIN WATER USERS	Ground water	0.012
Orange	AOPKA-PROJECT ARROW	Ground water	0.496
Orange	CONSERV II DISTRIBUTION CENTER	Ground water	1.121
Orange	OCUD-EASTERN SERVICE AREA	Ground water	0.045
Orange	ORLANDO-WATER CONSERV I	Ground water	0.57
Orange	REEDY CREEK IMPROVEMENT DISTRICT	Ground water	0.003
Osceola	ST. CLOUD-SOUTHSIDE #2	Stormwater	0

Florida Department of Environmental Protection  
2019 Reuse Inventory

County	Reuse System Name	Sources of Reclaimed Water	Flow (mgd)
Osceola	TOHO-CAMELOT	Ground water	0.001
Osceola	TOHO-HARMONY	Ground water	0.439
Osceola	TOHO-PARKWAY	Drinking water	0
Osceola	TOHO-SANDHILL ROAD	Ground water	0.192
Palm Beach	BOCA RATON, CITY OF (PROJECT IRIS)	Concentrate Blend	0.23
Palm Beach	LOXAHATCHEE ENV. CONTROL DIST.	Concentrate Blend	1.98
Palm Beach	PALM BEACH CO. SOUTHERN REGION	Concentrate Blend	0
Palm Beach	SEACOAST UTILITIES PGA	Drinking water	0.04
Palm Beach	SEACOAST UTILITIES PGA	Ground water	0.32
Palm Beach	SEACOAST UTILITIES PGA	Concentrate Blend	2.31
Palm Beach	SEACOAST UTILITIES PGA	Surface water	0.07
Pinellas	DUNEDIN, CITY OF-MAINLAND	Ground water	0.01
Pinellas	OLDSMAR, CITY OF	Water recovered from ASR	0.012
Polk	POLK CO.-NORTHEAST REGIONAL	Ground water	0
Polk	POLK CO.-NORTHWEST REGIONAL	Water recovered from ASR	0.002
Santa Rosa	SOUTH SANTA ROSA UTILITY SYSTEM (GULF BREEZE-TIGER POINT)	Ground water	0.016
Sarasota	VENICE, CITY OF-PROJECT WAVE	Ground water	0.12
Seminole	ALTAMONTE SPRINGS, CITY OF (PROJECT APRICOT)	Ground water	0.04
Seminole	ALTAMONTE SPRINGS, CITY OF (PROJECT APRICOT)	Stormwater	0.715
Seminole	ALTAMONTE SPRINGS, CITY OF (PROJECT APRICOT)	Surface water	0.107
Seminole	CASSELBERRY, CITY OF	Drinking water	0.106
Seminole	CASSELBERRY, CITY OF	Ground water	0
Seminole	SANFORD-NORTH & SOUTH	Surface water	0.037
Seminole	SEMINOLE CO.-NORTHWEST (YANKEE LAKE)	Drinking water	0.017
Seminole	SEMINOLE CO.-NORTHWEST (YANKEE LAKE)	Surface water	0.158



Florida Department of Environmental Protection  
2019 Reuse Inventory

County	Reuse System Name	Sources of Reclaimed Water	Flow (mgd)
Seminole	WINTER SPRINGS EAST	Ground water	0
St. Lucie	ST. LUCIE WEST	Ground water	0.026
St. Lucie	ST. LUCIE WEST	Surface water	0.449
Volusia	DELAND, CITY OF	Surface water	0.19
Volusia	EDGEWATER, CITY OF	Surface water	0.034
Volusia	ORMOND BEACH	Concentrate Blend	0.17
Volusia	PORT ORANGE, CITY OF	Ground water	0.048
Volusia	PORT ORANGE, CITY OF	Stormwater	0.015
<b>Total</b>			<b>42.17</b>

**Summary of Supplemental Flows by Water Management District\* (mgd)**

<b>Water Management District</b>	<b>Surface Water</b>	<b>Ground Water</b>	<b>Storm water</b>	<b>Drinking Water</b>	<b>Other</b>	<b>Subtotal</b>	<b>Concentrate Blend</b>	<b>ASR</b>	<b>Total</b>
Northwest Florida Water Management District	0.000	0.028	0.000	0.004	0.000	<b>0.032</b>	0.000	0.025	<b>0.057</b>
South Florida Water Management District	18.222	8.977	0.267	0.283	0.000	<b>27.749</b>	4.551	0.034	<b>32.334</b>
St. Johns River Water Management District	0.527	2.615	1.046	0.150	0.000	<b>4.338</b>	0.170	0.000	<b>4.508</b>
Suwannee River Water Management District	0.000	0.000	0.000	0.313	0.000	<b>0.313</b>	0.000	0.000	<b>0.313</b>
Southwest Florida Water Management District	0.000	0.130	0.000	0.000	4.739	<b>4.869</b>	0.000	0.090	<b>4.959</b>
<b>TOTAL</b>	<b>18.749</b>	<b>11.750</b>	<b>1.313</b>	<b>0.750</b>	<b>4.739</b>	<b>37.301</b>	<b>4.721</b>	<b>0.149</b>	<b>42.171</b>

Note:

\* Any discrepancies in totaling columns and rows are due to internal rounding.

## Appendix D. Reclaimed Water Utilization

County	Reuse System Name	Reuse Type	Reuse Sub-Type	Part	Cap (mgd)*	Flow (mgd)	Area (acres)**
Alachua	ALACHUA, CITY OF	AI	OC	II	1.23	0.25	105
Alachua	ALACHUA, CITY OF	IND	AOF	VII	1.4	0.45	
Alachua	ALACHUA, CITY OF	PAA&LI	GCI	III	0.4	0	197
Alachua	GRU-KANAPAHA	IND	ATP	VII	0.9353	0.9353	
Alachua	GRU-KANAPAHA	PAA&LI	GCI	III	1.223	0.0911	140
Alachua	GRU-KANAPAHA	PAA&LI	OPAA	III	2.31	1.14643	132.3
Alachua	GRU-KANAPAHA	PAA&LI	RI	III	3.38	1.68317	447.5
Alachua	GRU-MAIN STREET	PAA&LI	OPAA	III	0.3447	0.027	44.5
Alachua	GRU-MAIN STREET	IND	ATP	VII	0.7227	0.7227	
Alachua	GRU-MAIN STREET	IND	AOF	VII	0.6678	0	
Alachua	HAWTHORNE, CITY OF	GWR&IPR	RIB	IV	0.2	0.071	1.9
Alachua	HIGH SPRINGS, CITY OF	AI	OC	II	0.24	0.13	33
Alachua	NEWBERRY WWTF	AI	OC	II	0.499	0.243	39.87
Alachua	UNIVERSITY OF FLORIDA-LAKE ALICE	PAA&LI	GCI	III	0.15	0.14	75
Alachua	UNIVERSITY OF FLORIDA-LAKE ALICE	IND	ATP	VII	0.07	0.02	
Alachua	UNIVERSITY OF FLORIDA-LAKE ALICE	IND	AOF	VII	0.5	0.33	
Alachua	UNIVERSITY OF FLORIDA-LAKE ALICE	PAA&LI	OPAA	III	2.35	0.46	340
Baker	BAKER CORRECTIONAL INSTITUTION	TF	NA	III	0.128	0.081	
Baker	BAKER CORRECTIONAL INSTITUTION	AI	OC	II	0.054	0.036	22.2
Baker	BAKER CORRECTIONAL INSTITUTION	GWR&IPR	RIB	IV	0.19	0.091	4.65
Bay	BAY CO. NORTH	GWR&IPR	RIB	IV	0.25	0.076	6.12
Bay	BAY CO.-MILITARY POINT REGIONAL	IND	ATP	VII	0.114	0	27
Bay	LYNN HAVEN, CITY OF	PAA&LI	OPAA	III	1	0.039	60
Bay	LYNN HAVEN, CITY OF	PAA&LI	RI	III	1	0.386	600
Bay	LYNN HAVEN, CITY OF	PAA&LI	GCI	III	1	0.058	87
Bay	PANAMA CITY BEACH, CITY OF	PAA&LI	RI	III	2.487	1.58	433

Florida Department of Environmental Protection  
2019 Reuse Inventory

County	Reuse System Name	Reuse Type	Reuse Sub-Type	Part	Cap (mgd)*	Flow (mgd)	Area (acres)**
Bay	PANAMA CITY BEACH, CITY OF	WL	NA	NA	18	4.8	1150
Bay	PANAMA CITY BEACH, CITY OF	IND	AOF	VII	0.013	0.0073	2
Bay	PANAMA CITY BEACH, CITY OF	IND	ATP	VII	0.005	0.0037	1
Bay	PANAMA CITY BEACH, CITY OF	PAA&LI	OPAA	III	0.96	0.71	193
Bradford	FLORIDA STATE PRISON WWTF	AI	OC	II	1.78	1.02	766
Bradford	STARKE, CITY OF	IND	ATP	VII	0.115	0	
Bradford	STARKE, CITY OF	AI	OC	II	0.8	0.025	225
Brevard	BCUD-BAREFOOT BAY	AI	OC	II	0.917	0.408	360
Brevard	BCUD-BAREFOOT BAY	PAA&LI	GCI	III	0.124	0.086	50
Brevard	BCUD-BAREFOOT BAY	IND	ATP	VII	0.01	0	10
Brevard	BCUD-NORTH BREVARD REGIONAL	PAA&LI	RI	III	0.083	0.083	20
Brevard	BCUD-NORTH BREVARD REGIONAL	PAA&LI	GCI	III	1.25	0.131	139
Brevard	BCUD-NORTH BREVARD REGIONAL	GWR&IPR	RIB	IV	0.75	0.029	14
Brevard	BCUD-PORT ST. JOHN	GWR&IPR	AF	IV	0.15	0.031	1
Brevard	BCUD-PORT ST. JOHN	GWR&IPR	RIB	IV	0.65	0.323	1.5
Brevard	BCUD-PORT ST. JOHN	PAA&LI	OPAA	III	0.1	0.022	20
Brevard	BCUD-SOUTH BEACHES	PAA&LI	RI	III	0.519	0.52	35.9
Brevard	BCUD-SOUTH BEACHES	PAA&LI	GCI	III	0.993	0.733	80
Brevard	BCUD-SOUTH CENTRAL REGIONAL	PAA&LI	GCI	III	1.996	0.047	569
Brevard	BCUD-SOUTH CENTRAL REGIONAL	WL	NA	NA	2.5	0	163
Brevard	BCUD-SOUTH CENTRAL REGIONAL	PAA&LI	RI	III	7.105	4.02	1509
Brevard	BCUD-SYKES CREEK	PAA&LI	GCI	III	0.26	0.158	120
Brevard	BCUD-SYKES CREEK	PAA&LI	RI	III	3.68	0.708	527
Brevard	BCUD-SYKES CREEK	IND	ATP	VII	0.366	0.269	20
Brevard	CAPE CANAVERAL AIR FORCE STATION-REGIONAL	GWR&IPR	RIB	IV	0.8	0.415	5.48
Brevard	CAPE CANAVERAL, CITY OF	PAA&LI	RI	III	1.041	0.815	445
Brevard	CAPE CANAVERAL, CITY OF	IND	ATP	VII	0.135	0.135	

Florida Department of Environmental Protection  
2019 Reuse Inventory

County	Reuse System Name	Reuse Type	Reuse Sub-Type	Part	Cap (mgd)*	Flow (mgd)	Area (acres)**
Brevard	COCOA BEACH, CITY OF	IND	ATP	VII	0.25	0.25	
Brevard	COCOA BEACH, CITY OF	PAA&LI	GCI	III	7.8	3.337	1200
Brevard	COCOA, CITY OF	PAA&LI	OPAA	III	0.98	0.45	137.5
Brevard	COCOA, CITY OF	IND	AOF	VII	0.22	0.03	
Brevard	COCOA, CITY OF	IND	ATP	VII	0.012	0.01	
Brevard	COCOA, CITY OF	PAA&LI	GCI	III	0.19	0.08	13.5
Brevard	COCOA, CITY OF	PAA&LI	RI	III	3.08	0.8	417.12
Brevard	COCOA, CITY OF	TF	NA	III	0.06	0.01	
Brevard	MELBOURNE-NORTH & SOUTH SERVICE AREA	PAA&LI	RI	III	0.46	0.46	190
Brevard	MELBOURNE-NORTH & SOUTH SERVICE AREA	IND	ATP	VII	0.52	0.52	56
Brevard	MELBOURNE-NORTH & SOUTH SERVICE AREA	PAA&LI	GCI	III	1.5	0.51	220
Brevard	MELBOURNE-NORTH & SOUTH SERVICE AREA	PAA&LI	OPAA	III	0.94	0.94	294
Brevard	PALM BAY, CITY OF	IND	AOF	VII	1.01	0.159	
Brevard	PALM BAY, CITY OF	IND	ATP	VII	0.239	0.172	25
Brevard	PALM BAY, CITY OF	PAA&LI	RI	III	0.26	0.199	80.4
Brevard	PALM BAY, CITY OF	PAA&LI	OPAA	III	0.1	0.014	35
Brevard	ROCKLEDGE, CITY OF	PAA&LI	GCI	III	0.15	0.12	120
Brevard	ROCKLEDGE, CITY OF	PAA&LI	OPAA	III	0.32	0.04	5
Brevard	ROCKLEDGE, CITY OF	PAA&LI	RI	III	1.08	1.08	113
Brevard	ROCKLEDGE, CITY OF	IND	ATP	VII	0.42	0.33	
Brevard	SUN LAKE ESTATES	GWR&IPR	RIB	IV	0.099	0.04	8
Brevard	THE GREAT OUTDOORS GOLF/R V RESORT	PAA&LI	RI	III	0.3	0.149	155
Brevard	THE GREAT OUTDOORS GOLF/R V RESORT	PAA&LI	GCI	III	0.26	0.144	138
Brevard	TITUSVILLE REUSE SYSTEM	PAA&LI	GCI	III	0.65	0.202	300
Brevard	TITUSVILLE REUSE SYSTEM	WL	NA	NA	4.68	1.991	292
Brevard	TITUSVILLE REUSE SYSTEM	PAA&LI	OPAA	III	1.634	0.288	419
Brevard	TITUSVILLE REUSE SYSTEM	PAA&LI	RI	III	3.542	1.761	499.75

Florida Department of Environmental Protection  
2019 Reuse Inventory

County	Reuse System Name	Reuse Type	Reuse Sub-Type	Part	Cap (mgd)*	Flow (mgd)	Area (acres)**
Brevard	WEST MELBOURNE, CITY OF (RAY BULLARD)	PAA&LI	RI	III	1.02	0.79	173
Broward	BROWARD CO. NORTH REGIONAL	IND	ATP	VII	4	3.7	
Broward	BROWARD CO. NORTH REGIONAL	PAA&LI	OPAA	III	10	0.14	136.2
Broward	BROWARD CO. NORTH REGIONAL	IND	AOF	VII	0.2	0.02	
Broward	HOLLYWOOD, CITY OF	PAA&LI	RI	III	0.672	0.04	16
Broward	HOLLYWOOD, CITY OF	PAA&LI	OPAA	III	0.511	0.2	121
Broward	HOLLYWOOD, CITY OF	PAA&LI	GCI	III	2.82	1.7	752.8
Broward	HOLLYWOOD, CITY OF	IND	ATP	VII	4	2.64	
Broward	MIRAMAR, CITY OF WWTF	PAA&LI	OPAA	III	0.3	0.3	
Broward	MIRAMAR, CITY OF WWTF	PAA&LI	RI	III	4.7	3.149	23
Broward	MIRAMAR, CITY OF WWTF	IND	ATP	VII	1.89	1.112	23
Broward	PLANTATION, CITY OF	PAA&LI	OPAA	III	1	0	113.57
Broward	PLANTATION, CITY OF	IND	ATP	VII	1	0.492	14.75
Broward	POMPANO BEACH	PAA&LI	GCI	III	1.309	1.309	300
Broward	POMPANO BEACH	PAA&LI	RI	III	1.271	1.271	
Broward	POMPANO BEACH	PAA&LI	OPAA	III	0.059	0.038	
Broward	SUNRISE, CITY OF-SOUTHWEST	GWR&IPR	RIB	IV	0.99	0.339	5.4
Broward	TINDALL HAMMOCK I&SC (FERNCREST)	GWR&IPR	RIB	IV	0.6	0.453	100
Broward	TOWN OF DAVIE	TF	NA	III	0.16	0.03	
Broward	TOWN OF DAVIE	PAA&LI	OPAA	III	1.043	0.309	
Broward	TOWN OF DAVIE	PAA&LI	GCI	III	0.872	0	250.4
Broward	TOWN OF DAVIE	IND	ATP	VII	0.891	0.05	
Broward	TOWN OF DAVIE	IND	AOF	VII	0.543	0	
Charlotte	CHARLOTTE CO UTILITIES MASTER REUSE SYSTEM	AI	OC	II	1.45	2.358	29
Charlotte	CHARLOTTE CO UTILITIES MASTER REUSE SYSTEM	PAA&LI	OPAA	III	3.657	0.075	932

Florida Department of Environmental Protection  
2019 Reuse Inventory

County	Reuse System Name	Reuse Type	Reuse Sub-Type	Part	Cap (mgd)*	Flow (mgd)	Area (acres)**
Charlotte	CHARLOTTE CO UTILITIES MASTER REUSE SYSTEM	PAA&LI	RI	III	0.596	0.154	164.25
Charlotte	CHARLOTTE CO UTILITIES MASTER REUSE SYSTEM	PAA&LI	GCI	III	4.216	1.804	1029
Charlotte	CHARLOTTE CO.-BURNT STORE	PAA&LI	OPAA	III	0.048	0.038	3.75
Charlotte	CHARLOTTE CO.-BURNT STORE	GWR&IPR	RIB	IV	0.25	0.116	6.5
Charlotte	CHARLOTTE CORRECTIONAL INSTITUTION	TF	NA	III	0.151	0.151	
Charlotte	CHARLOTTE CORRECTIONAL INSTITUTION	GWR&IPR	RIB	IV	0.25	0.086	5.74
Charlotte	ENGLEWOOD WATER DISTRICT SOUTH	IND	ATP	VII	0.36	0.198	48
Charlotte	ENGLEWOOD WATER DISTRICT SOUTH	PAA&LI	RI	III	1.53	0.398	341
Charlotte	ENGLEWOOD WATER DISTRICT SOUTH	PAA&LI	OPAA	III	0.27	0.022	83
Charlotte	ENGLEWOOD WATER DISTRICT SOUTH	PAA&LI	GCI	III	1.13	0.664	548
Charlotte	RIVERWOOD UTILITIES	GWR&IPR	RIB	IV	0.499	0.02	2.44
Charlotte	RIVERWOOD UTILITIES	PAA&LI	GCI	III	0.186	0.186	106.1
Charlotte	RIVERWOOD UTILITIES	PAA&LI	RI	III	0.731	0.714	28.4
Charlotte	TOWN AND COUNTRY UTILITY BABCOCK RANCH	PAA&LI	OPAA	III	1	0	91
Citrus	BEVERLY HILLS-ROLLING OAKS	GWR&IPR	RIB	IV	1	0.443	5.14
Citrus	CITRUS CO.-BRENTWOOD REGIONAL	GWR&IPR	RIB	IV	0.5	0.397	7.8
Citrus	CITRUS CO.-MEADOWCREST	PAA&LI	GCI	III	2	0.53	320
Citrus	CITRUS CO.-MEADOWCREST	GWR&IPR	RIB	IV	2	0.238	14.35
Citrus	CITRUS CO.-POINT OF WOODS	GWR&IPR	RIB	IV	0.036	0.008	0.42
Citrus	CITRUS CO.-POINT OF WOODS	PAA&LI	GCI	III	0.036	0.014	17.6
Citrus	CITRUS CO.-SW REGIONAL (SUGARMILL WOODS)	GWR&IPR	RIB	IV	1.5	0.562	11
Citrus	CRYSTAL RIVER, CITY OF	IND	AOF	VII	2.15	0.461	
Citrus	CRYSTAL RIVER, CITY OF	AI	OC	II	1.5	0.303	108
Citrus	INVERNESS, CITY OF	PAA&LI	GCI	III	0.9	0.138	89
Citrus	INVERNESS, CITY OF	AI	OC	II	1.5	0.367	87
Citrus	INVERNESS, CITY OF	PAA&LI	OTH	III	0.098	0.061	

Florida Department of Environmental Protection  
2019 Reuse Inventory

County	Reuse System Name	Reuse Type	Reuse Sub-Type	Part	Cap (mgd)*	Flow (mgd)	Area (acres)**
Clay	CCUA-KEYSTONE HEIGHTS WWTF	GWR&IPR	RIB	IV	0.2	0.015	1.21
Clay	CCUA-PETER'S CREEK WWTF	GWR&IPR	RIB	IV	0.0999	0.0598	4.08
Clay	CCUA-RECLAIMED DISTRIBUTION	GWR&IPR	RIB	IV	2.08	0.227	30.88
Clay	CCUA-RECLAIMED DISTRIBUTION	PAA&LI	GCI	III	2.522	0.482	507
Clay	CCUA-RECLAIMED DISTRIBUTION	PAA&LI	RI	III	14.432	5.642	18340
Clay	GREEN COVE SPRINGS, CITY OF	PAA&LI	GCI	III	0.75	0.291	180
Clay	ORANGE PARK WWTF	OTH	OTH	NA	1.85	0.02	
Collier	AVE MARIA UTILITY CO	PAA&LI	OPAA	III	0.562	0.352	306
Collier	AVE MARIA UTILITY CO	PAA&LI	RI	III	0.684	0.684	173
Collier	COLLIER CO.-GOLDEN GATE	GWR&IPR	RIB	IV	1.25	0.001	7
Collier	COLLIER CO.-NORTH & SOUTH	PAA&LI	GCI	III	10.75	5.164	2771.5
Collier	COLLIER CO.-NORTH & SOUTH	PAA&LI	RI	III	10.39	8.25	2657.96
Collier	COLLIER CO.-NORTH & SOUTH	PAA&LI	OPAA	III	2.266	1.195	584.2
Collier	COLLIER CO.-NORTHEAST UTILITIES	GWR&IPR	RIB	IV	1.1	0.38	5.79
Collier	EVERGLADES CITY, CITY OF	GWR&IPR	RIB	IV	0.115	0.072	0.019
Collier	EVERGLADES CITY, CITY OF	PAA&LI	RI	III	0.289	0	10
Collier	IMMOKALEE	AI	OC	II	2.5	0	364
Collier	MARCO ISLAND, CITY OF (MARCO ISLAND UTILITIES)	PAA&LI	GCI	III	0.973	0.55	314
Collier	MARCO ISLAND, CITY OF (MARCO ISLAND UTILITIES)	PAA&LI	OPAA	III	1.58	1.34	550
Collier	MARCO ISLAND, CITY OF-MARCO SHORES	GWR&IPR	RIB	IV	0.3	0.087	21
Collier	NAPLES, CITY OF	PAA&LI	OPAA	III	0.358	0.358	157.5
Collier	NAPLES, CITY OF	PAA&LI	RI	III	4.133	4.133	618.35
Collier	NAPLES, CITY OF	PAA&LI	GCI	III	1.689	1.677	1119
Collier	PORT OF THE ISLANDS COMMUNITY IMPROVEMENT DISTRICT	PAA&LI	RI	III	0.306	0.343	113
Columbia	COLUMBIA CORRECTIONAL INSTITUTION	TF	NA	III	0.25	0.261	



Florida Department of Environmental Protection  
2019 Reuse Inventory

County	Reuse System Name	Reuse Type	Reuse Sub-Type	Part	Cap (mgd)*	Flow (mgd)	Area (acres)**
Columbia	COLUMBIA CORRECTIONAL INSTITUTION	AI	OC	II	0.28	0.198	36
Columbia	LAKE CITY, CITY OF	AI	OC	II	3	2.33	350
DeSoto	ARCADIA, CITY OF	PAA&LI	RI	III	0.04	0.003	1
DeSoto	ARCADIA, CITY OF	AI	EC	III	1.267	0.134	326
DeSoto	ARCADIA, CITY OF	GWR&IPR	RIB	IV	0.035	0.137	2
DeSoto	ARCADIA, CITY OF	PAA&LI	GCI	III	0.26	0.062	73
DeSoto	ARCADIA, CITY OF	PAA&LI	OPAA	III	0.07	0.006	60
DeSoto	DESOTO CO.-LAKE SUZY	GWR&IPR	RIB	IV	0.087	0.047	5.6
DeSoto	DESOTO COUNTY REGIONAL WWTP	AI	OC	II	0.75	0.338	600
Dixie	CROSS CITY, TOWN OF	AI	OC	II	0.64	0.614	76.9
Duval	JACKSONVILLE BEACH	IND	ATP	VII	4.5	0.231	10
Duval	JACKSONVILLE BEACH	PAA&LI	GCI	III	0.75	0.334	138.38
Duval	JEA-BUCKMAN STREET	IND	ATP	VII	3.652	3.07	
Duval	JEA-DISTRICT II	IND	ATP	VII	0.366	0.256	
Duval	JEA-DISTRICT II	IND	AOF	VII	5	0.826	
Duval	JEA-SOUTH GRID	PAA&LI	OPAA	III	5.138	0.974	
Duval	JEA-SOUTH GRID	PAA&LI	RI	III	7.96	7.96	
Duval	JEA-SOUTH GRID	PAA&LI	GCI	III	5.139	1.53	
Duval	JEA-SOUTH GRID	IND	ATP	VII	2.521	2.521	
Duval	JEA-SOUTHWEST DISTRICT	IND	ATP	VII	0.369	0.254	
Duval	NORMANDY VILLAGE UTILITY CO-OP	GWR&IPR	RIB	IV	0.4	0.275	7.26
Duval	US NAS JACKSONVILLE	PAA&LI	GCI	III	1	0.216	234
Duval	US NAS JACKSONVILLE	AI	OC	II	1	0.03	43
Escambia	ECUA-BAYOU MARCUS WRF	IND	ATP	VII	0.034	0.001	
Escambia	ECUA-BAYOU MARCUS WRF	WL	NA	NA	10.25	5.403	992
Escambia	ECUA-CENTRAL WRF	IND	ATP	VII	1.3	0.87	
Escambia	ECUA-CENTRAL WRF	IND	AOF	VII	28	11.184	

Florida Department of Environmental Protection  
2019 Reuse Inventory

County	Reuse System Name	Reuse Type	Reuse Sub-Type	Part	Cap (mgd)*	Flow (mgd)	Area (acres)**
Escambia	ECUA-CENTRAL WRF	AI	OC	II	2.55	0.642	119
Escambia	ECUA-PENSACOLA BEACH	IND	ATP	VII	1	0.026	
Escambia	ECUA-PENSACOLA BEACH	PAA&LI	OPAA	III	0.432	0.104	4
Flagler	BEACH HAVEN WWTF	PAA&LI	RI	III	0.1	0.012	8.6
Flagler	BULOW VILLAGE	GWR&IPR	RIB	IV	0.088	0.044	0.359
Flagler	BUNNELL, CITY OF	PAA&LI	OPAA	III	0.1	0.16	50
Flagler	BUNNELL, CITY OF	PAA&LI	GCI	III	0.5	0.158	609
Flagler	DUNES COMMUNITY DEVELOPMENT DISTRICT	PAA&LI	RI	III	6.04	1.62	779
Flagler	DUNES COMMUNITY DEVELOPMENT DISTRICT	OTH	OTH	III	3.2	0.15	
Flagler	DUNES COMMUNITY DEVELOPMENT DISTRICT	PAA&LI	GCI	III	1.707	0.64	220
Flagler	FLAGLER CO.-PLANTATION BAY	PAA&LI	OTH	III	1.7	0.128	
Flagler	FLAGLER CO.-PLANTATION BAY	PAA&LI	GCI	III	0.15	0.047	75
Flagler	MATANZAS SHORES	GWR&IPR	RIB	IV	0.322	0.084	6.092
Flagler	PALM COAST SERVICE AREA 1	GWR&IPR	AF	IV	0.3	0.288	60
Flagler	PALM COAST SERVICE AREA 1	PAA&LI	GCI	III	1.5	1.365	448
Flagler	PALM COAST SERVICE AREA 1	GWR&IPR	RIB	IV	1.73	1.477	37.5
Flagler	PALM COAST SERVICE AREA 1	PAA&LI	RI	III	2.3	0.515	1264
Flagler	PALM COAST SERVICE AREA 1	PAA&LI	OPAA	III	0.2	0.157	668
Flagler	PALM COAST SERVICE AREA 2	PAA&LI	GCI	III	0.34	0.327	110.7
Flagler	PALM COAST SERVICE AREA 2	PAA&LI	OPAA	III	0.15	0.101	56.7
Flagler	PALM COAST SERVICE AREA 2	PAA&LI	RI	III	1.51	0.32	242.5
Franklin	APALACHICOLA WWTF	PAA&LI	OPAA	III	0.219	0.07	47
Franklin	APALACHICOLA WWTF	AI	OC	II	0.701	0.21	150.4
Franklin	CARRABELLE, CITY OF	TF	NA	III	0.09	0.065	
Franklin	CARRABELLE, CITY OF	PAA&LI	OPAA	III	0.19	0.041	25
Franklin	CARRABELLE, CITY OF	AI	OC	II	0.5	0	74.31
Franklin	CARRABELLE, CITY OF	PAA&LI	GCI	III	0.63	0.334	81

Florida Department of Environmental Protection  
2019 Reuse Inventory

County	Reuse System Name	Reuse Type	Reuse Sub-Type	Part	Cap (mgd)*	Flow (mgd)	Area (acres)**
Franklin	EASTPOINT WATER & SEWER DISTRICT	AI	OC	II	0.3	0.115	38.42
Gadsden	GRETNA, CITY OF	AI	OC	II	0.4	0.192	3.21
Gadsden	HAVANA, TOWN OF	AI	OC	II	0.4	0.088	174
Gadsden	HAVANA, TOWN OF	IND	ATP	VII	0.4	0.078	
Gadsden	QUINCY, CITY OF	IND	ATP	VII	0.0155	0	
Gadsden	TALQUIN-GADSDEN EAST WWTP	GWR&IPR	RIB	IV	0.25	0.161	3.97
Gadsden	TALQUIN-HAVANA MIDDLE SCHOOL	GWR&IPR	RIB	IV	0.015	0.00185	0.67
Gilchrist	LANCASTER CORRECTIONAL INSTITUTION	AI	OC	II	0.25	0.091	33.8
Gilchrist	TRENTON, CITY OF	AI	OC	II	0.2	0.101	40
Glades	GLADES CORRECTIONAL INSTITUTION	WL	NA	NA	0.405	0.225	52.25
Glades	GLADES CORRECTIONAL INSTITUTION	AI	OC	II	0.09	0	15.2
Gulf	GULF CORRECTIONAL INSTITUTION	AI	OC	II	0.35	0.092	33.4
Gulf	PORT ST. JOE, CITY OF	AI	OC	II	1.9	0.6	78
Hamilton	HAMILTON COUNTY (SR6/I-75)	AI	OC	II	0.125	0.0209	19.17
Hamilton	JENNINGS, TOWN OF	AI	OC	II	0.175	0.117	44
Hamilton	WHITE SPRINGS, TOWN OF	IND	AOF	VII	0.15	0.0573	
Hardee	HARDEE CO.-BOWLING GREEN	IND	AOF	VII	0.32	0.209	0
Hardee	HARDEE CO.-WAUCHULA HILLS	IND	AOF	VII	0.36	0.122	
Hardee	HARDEE COUNTY CORRECTIONAL	AI	OC	II	0.212	0.158	109
Hardee	WAUCHULA, CITY OF	IND	AOF	VII	1.2	0.639	
Hardee	ZOLFO SPRINGS, TOWN OF	AI	OC	II	0.29	0.13	148
Hendry	CLEWISTON, CITY OF	AI	OC	II	1.5	1.47	193
Hendry	HENDRY CO.-PORT LABELLE	GWR&IPR	RIB	IV	0.499	0.2	5
Hendry	LABELLE, CITY OF	GWR&IPR	RIB	IV	0.75	0.469	199
Hernando	BROOKSVILLE, CITY OF	PAA&LI	RI	III	0.202	0.079	127
Hernando	BROOKSVILLE, CITY OF	PAA&LI	OPAA	III	0.072	0.023	37
Hernando	BROOKSVILLE, CITY OF	PAA&LI	GCI	III	0.449	0.123	198

Florida Department of Environmental Protection  
2019 Reuse Inventory

County	Reuse System Name	Reuse Type	Reuse Sub-Type	Part	Cap (mgd)*	Flow (mgd)	Area (acres)**
Hernando	BROOKSVILLE, CITY OF	IND	AOF	VII	8	0.869	1345
Hernando	HERNANDO CO.-BROOKRIDGE	GWR&IPR	RIB	IV	0.75	0.424	53.1
Hernando	HERNANDO CO.-HERNANDO AIRPORT SUBREGIONAL WWTF	GWR&IPR	RIB	IV	3.5	1.59	21.2
Hernando	HERNANDO CO.-RIDGE MANOR	GWR&IPR	RIB	IV	0.75	0.26	25
Hernando	HERNANDO CO.-SPRING HILL	GWR&IPR	RIB	IV	1.27	0.434	6.65
Hernando	HERNANDO CO.-SPRING HILL	PAA&LI	GCI	III	2.797	1.225	376.85
Hernando	HERNANDO CO.-THE GLEN	GWR&IPR	RIB	IV	3	0.645	23.22
Highlands	AVON PARK, CITY OF	GWR&IPR	RIB	IV	1.5	0.781	16.79
Highlands	LAKE PLACID, TOWN OF - NORTH	GWR&IPR	RIB	IV	0.249	0.068	
Highlands	LAKE PLACID, TOWN OF - NORTH	PAA&LI	OPAA	III	0.162	0.026	96
Highlands	LAKE PLACID, TOWN OF - TOMOKA HEIGHTS	GWR&IPR	RIB	IV	0.2	0.061	1.42
Highlands	SEBRING AIRPORT AUTHORITY	AI	OC	III	0.09	0.032	67
Highlands	SEBRING, CITY OF	IND	ATP	VII	0.018	0.018	
Highlands	SEBRING, CITY OF	GWR&IPR	RIB	IV	1.5	1.091	10.73
Highlands	SUN 'N LAKE ESTATES OF SEBRING	GWR&IPR	RIB	IV	0.7	0.313	3.06
Highlands	SUN 'N LAKE OF SEBRING UNIT 4	GWR&IPR	RIB	IV	0.25	0.02	5.08
Highlands	VILLAGES OF HIGHLANDS RIDGE WWTF	GWR&IPR	RIB	IV	0.095	0.05	1.41
Hillsborough	COUNTRY MEADOWS-GOLDEN LAKES (CW UTILITY SYSTEMS)	GWR&IPR	RIB	IV	0.11	0.11	5.1
Hillsborough	COUNTRY MEADOWS-GOLDEN LAKES (CW UTILITY SYSTEMS)	PAA&LI	GCI	III	0.064	0.011	31.6
Hillsborough	HILLSBOROUGH CO. - SOUTH - CENTRAL COUNTY REUSE SYSTEM	PAA&LI	RI	III	4.88	4.67	
Hillsborough	HILLSBOROUGH CO. - SOUTH - CENTRAL COUNTY REUSE SYSTEM	IND	ATP	VII	0.678	0.678	
Hillsborough	HILLSBOROUGH CO. - SOUTH - CENTRAL COUNTY REUSE SYSTEM	PAA&LI	GCI	III	1.62	1.6	
Hillsborough	HILLSBOROUGH CO. - SOUTH - CENTRAL COUNTY REUSE SYSTEM	GWR&IPR	INJ	V	3	2.3	

Florida Department of Environmental Protection  
2019 Reuse Inventory

County	Reuse System Name	Reuse Type	Reuse Sub-Type	Part	Cap (mgd)*	Flow (mgd)	Area (acres)**
Hillsborough	HILLSBOROUGH CO. - SOUTH - CENTRAL COUNTY REUSE SYSTEM	IND	AOF	VII	4	2.39	
Hillsborough	HILLSBOROUGH CO. - SOUTH - CENTRAL COUNTY REUSE SYSTEM	PAA&LI	OPAA	III	1.43	1.43	
Hillsborough	HILLSBOROUGH CO. - SOUTH - CENTRAL COUNTY REUSE SYSTEM	AI	OC	II	0.1	0.1	
Hillsborough	HILLSBOROUGH CO.-NORTHWEST REUSE SYSTEM	PAA&LI	GCI	III	0.67	0.36	250.4
Hillsborough	HILLSBOROUGH CO.-NORTHWEST REUSE SYSTEM	AI	EC	III	0.034	0.034	18
Hillsborough	HILLSBOROUGH CO.-NORTHWEST REUSE SYSTEM	PAA&LI	OPAA	III	1.38	1.07	
Hillsborough	HILLSBOROUGH CO.-NORTHWEST REUSE SYSTEM	PAA&LI	RI	III	8.15	6.65	
Hillsborough	HILLSBOROUGH CO.-NORTHWEST REUSE SYSTEM	IND	AOF	VII	0.38	0.05	
Hillsborough	HILLSBOROUGH CO.-NORTHWEST REUSE SYSTEM	IND	ATP	VII	0.3	0.3	
Hillsborough	MACDILL AIR FORCE BASE	PAA&LI	GCI	III	1.2	0.549	497
Hillsborough	MACDILL AIR FORCE BASE	AI	OC	II	0.08	0.11	10
Hillsborough	MACDILL AIR FORCE BASE	GWR&IPR	RIB	IV	1.2	0.031	18
Hillsborough	PLANT CITY WRF	IND	ATP	VII	1.396	0.306	15
Hillsborough	PLANT CITY WRF	PAA&LI	RI	III	0.513	0.023	80
Hillsborough	PLANT CITY WRF	PAA&LI	OPAA	III	0.348	0.223	80
Hillsborough	PLANT CITY WRF	IND	AOF	VII	3.4	0.278	
Hillsborough	PLANT CITY WRF	AI	EC	III	0.322	0	103
Hillsborough	PLANT CITY WRF	PAA&LI	GCI	III	0.375	0	80
Hillsborough	PLANT CITY WRF	AI	OC	II	0.078	0	20
Hillsborough	RICE CREEK UTILITY COMPANY	GWR&IPR	RIB	IV	0.225	0.1099	4.4
Hillsborough	RIVERSIDE CLUB	GWR&IPR	RIB	IV	0.12	0.046	18.7
Hillsborough	TAMPA, CITY OF-HOWARD F. CURREN	PAA&LI	RI	III	5.55	1.95	873.39
Hillsborough	TAMPA, CITY OF-HOWARD F. CURREN	PAA&LI	OPAA	III	2.87	1.57	911.84
Hillsborough	TAMPA, CITY OF-HOWARD F. CURREN	IND	ATP	VII	8.6	5.83	
Hillsborough	TAMPA, CITY OF-HOWARD F. CURREN	IND	AOF	VII	6.62	5.02	

Florida Department of Environmental Protection  
2019 Reuse Inventory

County	Reuse System Name	Reuse Type	Reuse Sub-Type	Part	Cap (mgd)*	Flow (mgd)	Area (acres)**
Hillsborough	WINDEMERE UTILITY INC. (SCARECROW UTILITY)	GWR&IPR	RIB	IV	0.185	0.11	3
Indian River	IRCUD-WEST REGIONAL	GWR&IPR	RIB	IV	0.86	0.197	43.69
Indian River	IRCUD-WEST REGIONAL	PAA&LI	GCI	III	6.35	3.6	1274.7
Indian River	IRCUD-WEST REGIONAL	WL	NA	NA	4	1.36	169
Indian River	VERO BEACH, CITY OF	PAA&LI	OPAA	III	0.22	0.22	108
Indian River	VERO BEACH, CITY OF	PAA&LI	GCI	III	0.353	0.353	182
Indian River	VERO BEACH, CITY OF	PAA&LI	RI	III	2.64	2.061	1596
Jackson	COTTONDALE, CITY OF	AI	OC	II	0.25	0.1538	46
Jackson	GRAND RIDGE, TOWN OF	AI	OC	II	0.21	0.067	106
Jackson	JACKSON CORRECTIONAL INSTITUTION	AI	OC	II	0.275	0.2005	27.5
Jackson	MARIANNA, CITY OF WWTP	IND	ATP	VII	0.047	0.05	
Jackson	MARIANNA, CITY OF WWTP	AI	OC	II	4	1.907	
Jackson	SNEADS, TOWN OF	AI	OC	II	0.733	0.378	253
Jefferson	JEFFERSON CORRECTIONAL INSTITUTION	TF	NA	III	0.185	0.081	
Jefferson	JEFFERSON CORRECTIONAL INSTITUTION	AI	OC	II	0.116	0.104	17.5
Jefferson	MONTICELLO, CITY OF	AI	OC	II	0.8	0.3225	351
Lafayette	MAYO CORRECTIONAL INSTITUTION	GWR&IPR	RIB	IV	0.495	0.102	
Lafayette	MAYO CORRECTIONAL INSTITUTION	TF	NA	III	0.495	0	
Lafayette	MAYO, TOWN OF	AI	OC	II	0.15	0.0835	33
Lake	CLERBROOK RV RESORTS	GWR&IPR	RIB	IV	0.12	0.033	1.47
Lake	CLERMONT-EAST	GWR&IPR	RIB	IV	0.75	0.25	4.76
Lake	CLERMONT-EAST	IND	ATP	VII	0.004	0.004	45
Lake	CLERMONT-EAST	PAA&LI	RI	III	3	2.763	1398.5
Lake	CLERMONT-EAST	PAA&LI	GCI	III	1	0.251	553
Lake	EUSTIS, CITY OF	PAA&LI	RI	III	1.25	0.415	54
Lake	EUSTIS, CITY OF	PAA&LI	OPAA	III	0.191	0.082	67.4
Lake	EUSTIS, CITY OF	PAA&LI	GCI	III	1.6	0.436	193.4

Florida Department of Environmental Protection  
2019 Reuse Inventory

County	Reuse System Name	Reuse Type	Reuse Sub-Type	Part	Cap (mgd)*	Flow (mgd)	Area (acres)**
Lake	EUSTIS, CITY OF	GWR&IPR	RIB	IV	1.43	0.11	14
Lake	EUSTIS, CITY OF	AI	OC	II	2.56	0.529	80
Lake	GROVELAND-SAMPEY RD.	PAA&LI	RI	III	1.29	0.622	332.9
Lake	GROVELAND-SUNSHINE PARKWAY	PAA&LI	RI	III	1	0.606	697
Lake	GROVELAND-SUNSHINE PARKWAY	GWR&IPR	RIB	IV	0.42	0.104	4.82
Lake	LADY LAKE WWTF	GWR&IPR	RIB	IV	0.25	0.029	10.8
Lake	LADY LAKE WWTF	PAA&LI	OPAA	III	0.4	0.301	49
Lake	LADY LAKE WWTF	PAA&LI	RI	III	0.008	0.001	3.5
Lake	LAKE CORRECTIONAL INSTITUTION	AI	OC	II	0.18	0.204	12
Lake	LAKE GROVES UTILITIES	GWR&IPR	RIB	IV	0.5	0.147	2.27
Lake	LAKE GROVES UTILITIES	PAA&LI	RI	III	0.999	0.352	55.62
Lake	LAKE GROVES UTILITIES	IND	ATP	VII	0.066	0.009	
Lake	LEESBURG, CITY OF	AI	OC	II	3	1.4	303
Lake	LEESBURG, CITY OF	PAA&LI	OPAA	III	0.716	0.716	2
Lake	LEESBURG, CITY OF	PAA&LI	GCI	III	0.444	0.444	270
Lake	LEESBURG, CITY OF	PAA&LI	RI	III	6.84	1.644	1082.7
Lake	MID-FLORIDA LAKES	AI	OC	II	0.18	0.093	10
Lake	MINNEOLA, CITY OF	PAA&LI	RI	III	0.499	0	
Lake	MINNEOLA, CITY OF	GWR&IPR	RIB	IV	0.499	0.284	6.1
Lake	MOUNT DORA, CITY OF	IND	ATP	VII	0.182	0.182	
Lake	MOUNT DORA, CITY OF	PAA&LI	RI	III	1.25	1.071	1312
Lake	MOUNT DORA, CITY OF	GWR&IPR	RIB	IV	0.2	0	4.22
Lake	MOUNT DORA, CITY OF	AI	OC	II	0.262	0.026	39
Lake	MOUNT DORA, CITY OF	PAA&LI	OPAA	III	1.5	0.676	952
Lake	OAK SPRINGS MHP	GWR&IPR	RIB	IV	0.15	0.04	0.67
Lake	PENNBROOKE UTILITIES INC.	GWR&IPR	RIB	IV	0.03	0.026	0.75
Lake	PENNBROOKE UTILITIES INC.	PAA&LI	GCI	III	0.18	0.033	72.3

Florida Department of Environmental Protection  
2019 Reuse Inventory

County	Reuse System Name	Reuse Type	Reuse Sub-Type	Part	Cap (mgd)*	Flow (mgd)	Area (acres)**
Lake	PINE ISLAND WWTF	PAA&LI	GCI	III	0.225	0.003	
Lake	SOUTHLAKE COMMUNITY	GWR&IPR	RIB	IV	1.18	0.805	4.837
Lake	ST. JOHNS RIVER UTILITY (ASTOR PARK)	GWR&IPR	RIB	IV	0.3	0.13	11.31
Lake	TAVARES/WOODLEA ROAD	GWR&IPR	RIB	IV	3	0.711	9.6
Lake	TAVARES/WOODLEA ROAD	AI	EC	III	3	0.374	134
Lake	TAVARES/WOODLEA ROAD	PAA&LI	RI	III	1.72	0.365	90
Lake	THE VILLAGES-VILLAGES	GWR&IPR	RIB	IV	0.75	0.407	8.75
Lake	THE VILLAGES-VILLAGES	PAA&LI	GCI	III	2.831	0.485	417
Lake	THE VILLAGES-VILLAGES	PAA&LI	OPAA	III	0.41	0.072	60.44
Lake	UMATILLA, CITY OF	GWR&IPR	RIB	IV	0.1	0	11.92
Lake	UMATILLA, CITY OF	GWR&IPR	AF	IV	0.2	0.165	15.45
Lake	UMATILLA, CITY OF	IND	ATP	VII	0.03	0.03	
Lake	WATER OAK ESTATES	GWR&IPR	AF	IV	0.2	0.068	19.3
Lee	BONITA SPRINGS-RESOURCE CONSERVATION SYS.	GWR&IPR	RIB	IV	9.44	0.18	3.67
Lee	BONITA SPRINGS-RESOURCE CONSERVATION SYS.	PAA&LI	GCI	III	3.123	1.664	445
Lee	BONITA SPRINGS-RESOURCE CONSERVATION SYS.	PAA&LI	OPAA	III	0.907	0.403	129
Lee	BONITA SPRINGS-RESOURCE CONSERVATION SYS.	PAA&LI	RI	III	6.41	5.134	915
Lee	CAPE CORAL, WATER INDEPENDENCE FOR	PAA&LI	RI	III	32.9	31.42	392.8
Lee	CITRUS PARK-NORTH	GWR&IPR	RIB	IV	0.199	0.053	
Lee	CROSS CREEK COUNTRY CLUB	PAA&LI	GCI	III	0.249	0.089	60
Lee	EAGLE RIDGE	PAA&LI	GCI	III	0.318	0.21	90
Lee	FGUA-DEL PRADO WWTF (FKA NORTH FORT MYERS UTILITY)	PAA&LI	OPAA	III	0.675	0.002	
Lee	FGUA-DEL PRADO WWTF (FKA NORTH FORT MYERS UTILITY)	PAA&LI	GCI	III	3.575	0.614	1171
Lee	FGUA-LAKE FAIRWAYS FFEC SIX	GWR&IPR	RIB	IV	0.3	0.107	1.83
Lee	FGUA-LAKE FAIRWAYS FFEC SIX	PAA&LI	GCI	III	0.11	0.06	57
Lee	FGUA-LEHIGH ACRES	GWR&IPR	RIB	IV	1.48	1.073	34



Florida Department of Environmental Protection  
2019 Reuse Inventory

County	Reuse System Name	Reuse Type	Reuse Sub-Type	Part	Cap (mgd)*	Flow (mgd)	Area (acres)**
Lee	FGUA-LEHIGH ACRES	PAA&LI	GCI	III	1.28	0.565	165
Lee	FGUA-SOUTH SEAS PLANTATION	PAA&LI	GCI	III	0.264	0.136	32
Lee	FIDDLESTICKS COUNTRY CLUB	GWR&IPR	RIB	IV	0.15	0.022	0.71
Lee	FIDDLESTICKS COUNTRY CLUB	PAA&LI	GCI	III	0.15	0.041	160
Lee	FOREST UTILITIES	PAA&LI	GCI	III	2	0.402	280
Lee	FORT MYERS CITY CENTRAL	IND	ATP	VII	0.33	0.274	
Lee	FORT MYERS CITY CENTRAL	PAA&LI	GCI	III	3.4	1.53	681
Lee	FORT MYERS CITY CENTRAL	PAA&LI	OPAA	III	0.25	0.1476	76
Lee	FORT MYERS CITY CENTRAL	IND	AOF	VII	1.3	1.005	
Lee	GASPARILLA ISLAND WATER	PAA&LI	GCI	III	0.484	0.259	114.47
Lee	HUNTER'S RIDGE	PAA&LI	GCI	III	0.225	0.3524	83
Lee	LEE CO.-FIESTA VILLAGE	PAA&LI	GCI	III	1.75	0.747	450
Lee	LEE CO.-FIESTA VILLAGE	PAA&LI	OPAA	III	0.069	0.069	150
Lee	LEE CO.-FIESTA VILLAGE	PAA&LI	RI	III	0.584	0.355	151
Lee	LEE CO.-FORT MYERS BEACH	PAA&LI	GCI	III	3.373	1.639	581
Lee	LEE CO.-FORT MYERS BEACH	PAA&LI	OPAA	III	0.928	0.54	207
Lee	LEE CO.-FORT MYERS BEACH	PAA&LI	RI	III	0.359	0.375	95
Lee	LEE CO.-FORT MYERS BEACH	GWR&IPR	RIB	IV	0.55	0.011	52
Lee	LEE CO.-GATEWAY SERVICES DISTRICT	PAA&LI	OPAA	III	3	2.747	825
Lee	LEE CO.-PINE ISLAND WWTP	AI	OC	II	0.365	0.002	133
Lee	LEE CO.-PINE ISLAND WWTP	PAA&LI	RI	III	0.018	0	5
Lee	LEE CO.-THREE OAKS	PAA&LI	RI	III	0.96	0.102	136
Lee	LEE CO.-THREE OAKS	IND	ATP	VII	0.055	0	
Lee	LEE CO.-THREE OAKS	PAA&LI	OPAA	III	0.15	0.066	85
Lee	LEE CO.-THREE OAKS	PAA&LI	GCI	III	3.583	2.21	729
Lee	SANIBEL-DONAX	PAA&LI	GCI	III	1.181	0.59	228
Lee	SANIBEL-DONAX	PAA&LI	RI	III	0.48	0.259	80

Florida Department of Environmental Protection  
2019 Reuse Inventory

County	Reuse System Name	Reuse Type	Reuse Sub-Type	Part	Cap (mgd)*	Flow (mgd)	Area (acres)**
Leon	TALLAHASSEE, CITY OF-T.P. SMITH	PAA&LI	OPAA	III	1.2	0.645	734.7
Leon	TALLAHASSEE, CITY OF-T.P. SMITH	IND	ATP	VII	2.06	2.043	
Leon	TALLAHASSEE, CITY OF-T.P. SMITH	AI	OC	II	31.32	17.581	2587
Leon	TALQUIN-KILLEARN LAKES SUBDIVISION	GWR&IPR	RIB	IV	0.024	0	2.2
Leon	TALQUIN-KILLEARN LAKES SUBDIVISION	AI	OC	II	0.802	0.802	221.7
Leon	TALQUIN-LAKE JACKSON	GWR&IPR	RIB	IV	0.5	0.336	6.13
Leon	TALQUIN-MEADOWS-AT-WOODRUN	GWR&IPR	RIB	IV	0.098	0.064	1.83
Leon	TALQUIN-SANDSTONE RANCH SUBDIVISION	GWR&IPR	RIB	IV	0.0707	0.062	1.55
Levy	CEDAR KEY	GWR&IPR	AF	IV	0.166	0.094	1
Levy	CHIEFLAND	GWR&IPR	RIB	IV	0.475	0.241	11
Levy	WILLISTON, CITY OF	AI	OC	II	0.45	0.216	59
Liberty	BRISTOL, CITY OF	GWR&IPR	RIB	IV	0.25	0.116	3.1
Liberty	LIBERTY CORRECTIONAL INSTITUTION	GWR&IPR	RIB	IV	0.28	0.183	2.04
Madison	GREENVILLE, TOWN OF	AI	OC	II	0.15	0.123	29.35
Madison	MADISON, CITY OF	AI	OC	II	1.37	0.629	275
Manatee	BRADEN RIVER UTILITIES MASTER REUSE	PAA&LI	RI	III	9.23	3.87	5454
Manatee	BRADEN RIVER UTILITIES MASTER REUSE	PAA&LI	OPAA	III	1.03	0.28	315
Manatee	BRADEN RIVER UTILITIES MASTER REUSE	PAA&LI	GCI	III	1.74	0.47	750
Manatee	BRADENTON, CITY OF	PAA&LI	RI	III	0.084	0.084	2
Manatee	BRADENTON, CITY OF	PAA&LI	OPAA	III	0.088	0.088	44
Manatee	BRADENTON, CITY OF	PAA&LI	GCI	III	0.2	0.114	109
Manatee	BRADENTON, CITY OF	IND	ATP	VII	0.549	0.549	14
Manatee	BRADENTON, CITY OF	AI	EC	III	0.064	0.064	65
Manatee	BRADENTON, CITY OF	IND	AOF	VII	2.19	0.001	194
Manatee	MANATEE CO. MASTER REUSE SYSTEM	PAA&LI	RI	III	4.9	4.9	1198
Manatee	MANATEE CO. MASTER REUSE SYSTEM	PAA&LI	OPAA	III	17.7	3.74	3964
Manatee	MANATEE CO. MASTER REUSE SYSTEM	PAA&LI	GCI	III	3.4	0.8	432

Florida Department of Environmental Protection  
2019 Reuse Inventory

County	Reuse System Name	Reuse Type	Reuse Sub-Type	Part	Cap (mgd)*	Flow (mgd)	Area (acres)**
Manatee	MANATEE CO. MASTER REUSE SYSTEM	AI	EC	III	7.5	4.2	1936
Manatee	PALMETTO, CITY OF	IND	AOF	VII	0.082	0	
Manatee	PALMETTO, CITY OF	IND	ATP	VII	0.089	0.089	
Manatee	PALMETTO, CITY OF	PAA&LI	GCI	III	0.231	0.08	82
Manatee	PALMETTO, CITY OF	PAA&LI	OTH	III	0.614	0	
Manatee	PALMETTO, CITY OF	PAA&LI	RI	III	2.4	0.776	4700
Marion	BELLEVIEW, CITY OF	AI	OC	II	0.3	0.009	19.5
Marion	BELLEVIEW, CITY OF	PAA&LI	GCI	III	1.3	0.435	444
Marion	FGUA-DUNNELLON	AI	OC	II	0.335	0.197	50.52
Marion	FGUA-JULIETTE FALLS	PAA&LI	GCI	III	0.1	0	100
Marion	FGUA-JULIETTE FALLS	GWR&IPR	RIB	IV	0.026	0	0.1
Marion	MARION CO.-NW REGIONAL (GOLDEN OCALA)	AI	OC	II	0.015	0.001	1.94
Marion	MARION CO.-NW REGIONAL (GOLDEN OCALA)	PAA&LI	GCI	III	0.16	0.068	155
Marion	MARION CO.-OAK RUN	GWR&IPR	RIB	IV	1.6	0.441	12
Marion	MARION CO.-OAK RUN	PAA&LI	GCI	III	1.6	0.47	475
Marion	MARION CO.-SILVER SPRINGS SHORES	AI	OC	II	1	0.629	130
Marion	MARION CO.-SILVER SPRINGS SHORES	GWR&IPR	RIB	IV	0.5	0.318	8
Marion	MARION CO.-SILVER SPRINGS SHORES	PAA&LI	GCI	III	1.25	0.335	374
Marion	MARION CO.-STONECREST	GWR&IPR	RIB	IV	0.225	0.011	1.86
Marion	MARION CO.-STONECREST	PAA&LI	GCI	III	0.35	0.159	128
Marion	MARION CORRECTIONAL INSTITUTION	TF	NA	III	0.225	0.108	
Marion	MARION CORRECTIONAL INSTITUTION	AI	OC	II	0.499	0.433	90.8
Marion	MARION LANDING	GWR&IPR	RIB	IV	0.0995	0.063	2.45
Marion	OCALA WRF #2	PAA&LI	RI	III	0.058	0.024	15
Marion	OCALA WRF #2	PAA&LI	GCI	III	0.349	0.111	90
Marion	OCALA WRF #2	WL	NA	NA	2.5	0.143	11.5
Marion	OCALA WRF #2	AI	OC	II	5.83	2.831	653

Florida Department of Environmental Protection  
2019 Reuse Inventory

County	Reuse System Name	Reuse Type	Reuse Sub-Type	Part	Cap (mgd)*	Flow (mgd)	Area (acres)**
Marion	Ocala WRF #2	PAA&LI	OPAA	III	0.393	0.209	103.4
Marion	Ocala WRF #3	WL	NA	NA	2.5	0.205	11.5
Marion	Ocala WRF #3	PAA&LI	OPAA	III	4.43	1.779	392
Marion	Ocala WRF #3	PAA&LI	GCI	III	1.969	0.385	305
Marion	ON TOP OF THE WORLD/BAY LAUREL	AI	OC	II	1.25	0.147	143
Marion	ON TOP OF THE WORLD/BAY LAUREL	GWR&IPR	RIB	IV	0.3	0	1.8
Marion	ON TOP OF THE WORLD/BAY LAUREL	PAA&LI	GCI	III	1.25	0.334	222
Marion	ON TOP OF THE WORLD/BAY LAUREL	PAA&LI	OPAA	III	0.0933	0.071	43.86
Marion	RAINBOW SPRINGS FIFTH REPLAT WWTF	GWR&IPR	RIB	IV	0.1	0	1.8
Marion	RAINBOW SPRINGS FIFTH REPLAT WWTF	AI	OC	II	0.23	0.137	35.14
Martin	INDIANTOWN COMPANY	GWR&IPR	RIB	IV	0.507	0.206	14
Martin	INDIANTOWN COMPANY	IND	AOF	VII	1	0.032	45
Martin	MARTIN CO.-NORTH	PAA&LI	GCI	III	0.4	0.421	88
Martin	MARTIN CO.-NORTH	PAA&LI	OPAA	III	0.377	0.051	10
Martin	MARTIN CO.-NORTH	PAA&LI	RI	III	0.442	0.216	157
Martin	MARTIN CO.-SOUTH (TROPICAL FARMS)	PAA&LI	OPAA	III	0.175	0.105	33
Martin	MARTIN CO.-SOUTH (TROPICAL FARMS)	PAA&LI	RI	III	0.408	0.176	150
Martin	MARTIN CO.-SOUTH (TROPICAL FARMS)	PAA&LI	GCI	III	2.9	1.464	956
Martin	MARTIN CORRECTIONAL INSTITUTION	AI	OC	II	0.37	0.112	80
Martin	MARTIN CORRECTIONAL INSTITUTION	PAA&LI	OTH	III	0.123	0.026	
Martin	MARTIN CORRECTIONAL INSTITUTION	TF	NA	III	0.37	0.178	
Martin	SAILFISH POINT	PAA&LI	GCI	III	0.55	0.0805	144
Martin	SOUTH MARTIN REGIONAL UTILITY	PAA&LI	RI	III	0.066	0.066	55.6
Martin	SOUTH MARTIN REGIONAL UTILITY	PAA&LI	OPAA	III	0.118	0.128	142.9
Martin	SOUTH MARTIN REGIONAL UTILITY	PAA&LI	GCI	III	1.436	0.689	315
Martin	SOUTH MARTIN REGIONAL UTILITY	IND	ATP	VII	0.013	0.009	
Martin	SOUTH MARTIN REGIONAL UTILITY	GWR&IPR	RIB	IV	0.6	0	1.7

Florida Department of Environmental Protection  
2019 Reuse Inventory

County	Reuse System Name	Reuse Type	Reuse Sub-Type	Part	Cap (mgd)*	Flow (mgd)	Area (acres)**
Martin	STUART, CITY OF	PAA&LI	OPAA	III	3.6	0.268	48.3
Miami-Dade	HOMESTEAD, CITY OF	IND	ATP	VII	1.184	1.184	
Miami-Dade	HOMESTEAD, CITY OF	GWR&IPR	RIB	IV	5	4.489	5.5
Miami-Dade	MDWASD CENTRAL DISTRICT	IND	ATP	VII	7.84	7.36	
Miami-Dade	MDWASD NORTH DISTRICT	PAA&LI	OPAA	III	1.5	0	40
Miami-Dade	MDWASD NORTH DISTRICT	IND	ATP	VII	2.94	3.32	
Miami-Dade	MDWASD SOUTH DISTRICT	IND	ATP	VII	4.791	4.59	
Monroe	FKAA-BIG COPPITT	PAA&LI	RI	III	0.411	0.056	124.22
Monroe	FKAA-DUCK KEY (HAWKS CAY)	PAA&LI	OPAA	III	0.1	0.044	40
Monroe	FKAA-DUCK KEY (HAWKS CAY)	IND	ATP	VII	0.002	0.003	
Monroe	FKAA-DUCK KEY (HAWKS CAY)	PAA&LI	RI	III	0.155	0.049	
Monroe	KEY COLONY BEACH, CITY OF	PAA&LI	GCI	III	0.099	0.031	15
Monroe	KEY WEST RESORT UTILITY	PAA&LI	GCI	III	1	0.098	100.27
Monroe	KEY WEST RESORT UTILITY	PAA&LI	OPAA	III	0.015	0	4.12
Monroe	KEY WEST RESORT UTILITY	TF	NA	III	0.1	0.029	
Monroe	MARATHON AREA 3 WWTF	PAA&LI	OPAA	III	0.101	0	33.2
Monroe	MARATHON AREA 4 WWTF	PAA&LI	GCI	III	0.409	0	135
Monroe	MARATHON AREA 5 WWTF	PAA&LI	OPAA	III	0.115	0	37.7
Monroe	MARATHON AREA 7 WWTF	PAA&LI	OPAA	III	0.037	0	12
Monroe	NORTH KEY LARGO WWTF AT OCEAN REEF	PAA&LI	GCI	III	0.3	0	378.5
Nassau	HILLIARD, TOWN OF	GWR&IPR	RIB	IV	0.16	0	2.15
Nassau	JEA-NASSAU REGIONAL (SUN RAY)	IND	ATP	VII	0.434	0.428	
Nassau	JEA-NASSAU REGIONAL (SUN RAY)	GWR&IPR	RIB	IV	0.3	0.169	12.09
Nassau	JEA-NASSAU REGIONAL (SUN RAY)	PAA&LI	GCI	III	0.75	0.536	212
Nassau	NASSAU AMELIA UTILITIES	PAA&LI	GCI	III	0.968	0.652	295
Nassau	NASSAU AMELIA UTILITIES	IND	ATP	VII	0.008	0	
Okaloosa	CRESTVIEW, CITY OF	IND	ATP	VII	0.16	0.16	10

Florida Department of Environmental Protection  
2019 Reuse Inventory

County	Reuse System Name	Reuse Type	Reuse Sub-Type	Part	Cap (mgd)*	Flow (mgd)	Area (acres)**
Okaloosa	CRESTVIEW, CITY OF	GWR&IPR	RIB	IV	0.63	0.52	7.65
Okaloosa	CRESTVIEW, CITY OF	AI	OC	II	2.1	0.96	240
Okaloosa	DESTIN WATER USERS	GWR&IPR	AF	IV	1.3	0.535	15.76
Okaloosa	DESTIN WATER USERS	PAA&LI	GCI	III	1.2	0.262	134.6
Okaloosa	DESTIN WATER USERS	PAA&LI	OPAA	III	0.445	0.375	66.28
Okaloosa	DESTIN WATER USERS	IND	ATP	VII	0.33	0.33	5.78
Okaloosa	DESTIN WATER USERS	PAA&LI	RI	III	2.55	1.605	220.24
Okaloosa	DESTIN WATER USERS	GWR&IPR	RIB	IV	0.5	0.166	7.16
Okaloosa	FORT WALTON BEACH GENERAL REUSE SERVICE AREA	IND	AOF	VII	0.2	0	0
Okaloosa	FORT WALTON BEACH GENERAL REUSE SERVICE AREA	PAA&LI	GCI	III	1.55	0.3	330
Okaloosa	HURLBURT FIELD AIR FORCE BASE	PAA&LI	GCI	III	0.3	0	150
Okaloosa	HURLBURT FIELD AIR FORCE BASE	WL	NA	NA	1	0.458	
Okaloosa	HURLBURT FIELD AIR FORCE BASE	IND	ATP	VII	0.041	0.041	15
Okaloosa	HURLBURT FIELD AIR FORCE BASE	PAA&LI	OPAA	III	0.89	0.064	
Okaloosa	HURLBURT FIELD AIR FORCE BASE	PAA&LI	RI	III	0.198	0.028	58
Okaloosa	MARY ESTHER, CITY OF	AI	OC	II	1.1	0.478	183
Okaloosa	NICEVILLE-NV REGIONAL (VALPARAISO)	PAA&LI	RI	III	1.264	0.49	163
Okaloosa	NICEVILLE-NV REGIONAL (VALPARAISO)	PAA&LI	GCI	III	1.593	0	150
Okaloosa	NICEVILLE-NV REGIONAL (VALPARAISO)	PAA&LI	OPAA	III	0.942	0.178	78
Okaloosa	NICEVILLE-NV REGIONAL (VALPARAISO)	AI	OC	II	3.35	1.838	194
Okaloosa	OKALOOSA CORRECTIONAL INSTITUTION	GWR&IPR	RIB	IV	0.225	0.154	5.6
Okaloosa	OKALOOSA-ARBENNIE PRITCHETT	GWR&IPR	RIB	IV	10	6.9	200
Okaloosa	OKALOOSA-BOB SIKES INDUSTRIAL PARK	GWR&IPR	AF	IV	0.391	0.127	11.09
Okaloosa	OKALOOSA-RUSSELL STEPHENSON	GWR&IPR	RIB	IV	0.98	0.601	12.03
Okeechobee	OKEECHOBEE CORRECTIONAL INSTITUTION	AI	OC	II	0.2	0.187	20
Okeechobee	OKEECHOBEE UTILITY AUTHORITY	PAA&LI	OTH	III	0.132	0.109	17

Florida Department of Environmental Protection  
2019 Reuse Inventory

County	Reuse System Name	Reuse Type	Reuse Sub-Type	Part	Cap (mgd)*	Flow (mgd)	Area (acres)**
Okeechobee	OKEECHOBEE UTILITY AUTHORITY	AI	EC	III	0.8	0.39	781
Okeechobee	OKEECHOBEE UTILITY AUTHORITY	AI	OC	II	0.5	0.009	512
Orange	APOPKA-PROJECT ARROW	PAA&LI	RI	III	4.75	4.01	2400
Orange	APOPKA-PROJECT ARROW	PAA&LI	OPAA	III	2.133	1.464	175
Orange	APOPKA-PROJECT ARROW	PAA&LI	GCI	III	1.672	0.015	389.6
Orange	APOPKA-PROJECT ARROW	OTH	OTH	III	2.08	2.08	
Orange	APOPKA-PROJECT ARROW	IND	ATP	VII	0.06	0.038	
Orange	APOPKA-PROJECT ARROW	AI	OC	II	0.47	0.284	57
Orange	APOPKA-PROJECT ARROW	AI	EC	III	0.1	0	257.94
Orange	CONSERV II DISTRIBUTION CENTER	AI	EC	III	4.625	0.824	2145.7
Orange	CONSERV II DISTRIBUTION CENTER	AI	OC	II	0.974	0.346	163
Orange	CONSERV II DISTRIBUTION CENTER	GWR&IPR	RIB	IV	29.2	18.274	3725
Orange	CONSERV II DISTRIBUTION CENTER	PAA&LI	GCI	III	2.487	1.783	1181.5
Orange	CONSERV II DISTRIBUTION CENTER	PAA&LI	OPAA	III	15.359	15.359	340.5
Orange	FAIRWAYS COUNTRY CLUB	GWR&IPR	RIB	IV	0.15	0.018	0.7103
Orange	FAIRWAYS COUNTRY CLUB	PAA&LI	GCI	III	0.15	0.112	56
Orange	GULFSTREAM HARBOR MOBILE HOME PARK	GWR&IPR	RIB	IV	0.1	0.068	3.16
Orange	OCOEE, CITY OF	PAA&LI	OPAA	III	3.636	1.822	
Orange	OCOEE, CITY OF	PAA&LI	GCI	III	1	0.08	260
Orange	OCOEE, CITY OF	GWR&IPR	RIB	IV	1.1	0.18	19.7
Orange	OCOEE, CITY OF	PAA&LI	RI	III	3.445	1.512	
Orange	OCUD-EASTERN SERVICE AREA	WL	NA	NA	10	8.376	300
Orange	OCUD-EASTERN SERVICE AREA	IND	AOF	VII	13	7.166	93
Orange	OCUD-EASTERN SERVICE AREA	GWR&IPR	RIB	IV	2.5	0.667	90
Orange	OCUD-EASTERN SERVICE AREA	PAA&LI	OPAA	III	5.75	3.746	
Orange	OCUD-NORTHWEST SERVICE AREA	GWR&IPR	RIB	IV	4.94	0.961	44.2
Orange	OCUD-NORTHWEST SERVICE AREA	WL	NA	NA	3.944	2.283	67.4

Florida Department of Environmental Protection  
2019 Reuse Inventory

County	Reuse System Name	Reuse Type	Reuse Sub-Type	Part	Cap (mgd)*	Flow (mgd)	Area (acres)**
Orange	OCUD-NORTHWEST SERVICE AREA	IND	ATP	VII	0.307	0.307	10
Orange	OCUD-NORTHWEST SERVICE AREA	TF	NA	III	0.05	0.05	
Orange	OCUD-NORTHWEST SERVICE AREA	PAA&LI	OPAA	III	0.225	0	
Orange	OCUD-SOUTH SERVICE AREA	PAA&LI	OPAA	III	7.58	4.743	2539
Orange	OCUD-SOUTH SERVICE AREA	PAA&LI	GCI	III	8.28	2.298	2392
Orange	OCUD-SOUTH SERVICE AREA	IND	ATP	VII	2.574	1.261	50
Orange	OCUD-SOUTH SERVICE AREA	IND	AOF	VII	2.45	0.026	607
Orange	OCUD-SOUTH SERVICE AREA	PAA&LI	RI	III	5	1.478	2252
Orange	OCUD-SOUTH SERVICE AREA	TF	NA	III	0.005	0.004	
Orange	ORLANDO-CONSERV II	PAA&LI	RI	III	0.614	0.101	158.45
Orange	ORLANDO-CONSERV II	PAA&LI	OPAA	III	4.781	2.851	1236
Orange	ORLANDO-CONSERV II	PAA&LI	GCI	III	1.648	0.651	213
Orange	ORLANDO-WATER CONSERV I	PAA&LI	OPAA	III	10.119	5.83	2615.8
Orange	ORLANDO-WATER CONSERV I	GWR&IPR	RIB	IV	2.65	0.03	25.9
Orange	ORLANDO-WATER CONSERV I	PAA&LI	GCI	III	1.101	0.15	142.35
Orange	ORLANDO-WATER CONSERV I	PAA&LI	RI	III	9.253	1.78	2392
Orange	ORLANDO-WATER CONSERV I	IND	ATP	VII	0.2	0	85
Orange	REEDY CREEK IMPROVEMENT DISTRICT	PAA&LI	OPAA	III	4.91	4.386	1128
Orange	REEDY CREEK IMPROVEMENT DISTRICT	PAA&LI	GCI	III	10	0.819	435
Orange	REEDY CREEK IMPROVEMENT DISTRICT	IND	ATP	VII	1.06	1.06	70
Orange	REEDY CREEK IMPROVEMENT DISTRICT	GWR&IPR	RIB	IV	12.5	8.058	86
Orange	ROCK SPRINGS MOBILE HOME PARK	GWR&IPR	RIB	IV	0.15	0.084	4.2
Orange	WEDGEFIELD SUBDIVISION	PAA&LI	GCI	III	0.27	0.19	120
Orange	WEDGEFIELD SUBDIVISION	AI	OC	II	0.06	0	31.77
Orange	WINTER GARDEN, CITY OF	PAA&LI	GCI	III	0.75	0.51	141
Orange	WINTER GARDEN, CITY OF	PAA&LI	OPAA	III	0.139	0	
Orange	WINTER GARDEN, CITY OF	PAA&LI	RI	III	3.25	1.44	1152



Florida Department of Environmental Protection  
2019 Reuse Inventory

County	Reuse System Name	Reuse Type	Reuse Sub-Type	Part	Cap (mgd)*	Flow (mgd)	Area (acres)**
Orange	WINTER PARK, CITY OF	PAA&LI	OPAA	III	0.27	0.112	115.6
Orange	WINTER PARK, CITY OF	PAA&LI	GCI	III	0.345	0.168	198
Orange	WINTER PARK, CITY OF	IND	ATP	VII	0.009	0.004	7.73
Osceola	KISSIMMEE GOOD SAMARITAN RETIREMENT VILLAGE	PAA&LI	RI	III	0.125	0.07	50
Osceola	KISSIMMEE GOOD SAMARITAN RETIREMENT VILLAGE	PAA&LI	OPAA	III	0.025	0.01	5
Osceola	KISSIMMEE GOOD SAMARITAN RETIREMENT VILLAGE	PAA&LI	GCI	III	0.15	0.08	47
Osceola	ST. CLOUD-SOUTHSIDE #2	IND	ATP	VII	0.008	0	
Osceola	ST. CLOUD-SOUTHSIDE #2	PAA&LI	RI	III	7.68	1.438	7730
Osceola	ST. CLOUD-SOUTHSIDE #2	PAA&LI	GCI	III	0.57	0.366	219
Osceola	ST. CLOUD-SOUTHSIDE #2	AI	OC	II	0.034	0	
Osceola	ST. CLOUD-SOUTHSIDE #2	PAA&LI	OPAA	III	1.602	1.602	120
Osceola	TOHO-CAMELOT	PAA&LI	OPAA	III	2.188	0.095	1105.2
Osceola	TOHO-CAMELOT	PAA&LI	GCI	III	4.038	1.482	320
Osceola	TOHO-CAMELOT	IND	AOF	VII	4.432	4.432	0.941
Osceola	TOHO-CAMELOT	GWR&IPR	RIB	IV	15.12	8.895	58.72
Osceola	TOHO-CAMELOT	AI	OC	II	1.6	0.512	180
Osceola	TOHO-CAMELOT	PAA&LI	RI	III	2.795	1.465	589
Osceola	TOHO-HARMONY	PAA&LI	RI	III	0.499	0.439	264
Osceola	TOHO-HARMONY	GWR&IPR	RIB	IV	0.18	0.201	2.09
Osceola	TOHO-PARKWAY	PAA&LI	RI	III	0.61	0.368	407
Osceola	TOHO-PARKWAY	PAA&LI	OPAA	III	0.249	0.027	95
Osceola	TOHO-PARKWAY	PAA&LI	GCI	III	0.4912	0.348	183
Osceola	TOHO-PARKWAY	GWR&IPR	RIB	IV	1.5	0.248	36
Osceola	TOHO-POINCIANA	PAA&LI	OPAA	III	0.077	0.013	
Osceola	TOHO-POINCIANA	PAA&LI	RI	III	2.266	2.065	

Florida Department of Environmental Protection  
2019 Reuse Inventory

County	Reuse System Name	Reuse Type	Reuse Sub-Type	Part	Cap (mgd)*	Flow (mgd)	Area (acres)**
Osceola	TOHO-POINCIANA	PAA&LI	GCI	III	1.947	1.013	
Osceola	TOHO-POINCIANA	GWR&IPR	RIB	IV	0.943	0.519	50
Osceola	TOHO-SANDHILL ROAD	GWR&IPR	RIB	IV	2	1.626	12
Osceola	TOHO-SANDHILL ROAD	PAA&LI	RI	III	3.084	3.084	460.3
Osceola	TOHO-SANDHILL ROAD	PAA&LI	OPAA	III	2.766	0.247	595.2
Osceola	TOHO-SANDHILL ROAD	PAA&LI	GCI	III	0.65	0.246	76.98
Palm Beach	BOCA RATON, CITY OF (PROJECT IRIS)	IND	ATP	VII	1.32	1.32	50
Palm Beach	BOCA RATON, CITY OF (PROJECT IRIS)	PAA&LI	GCI	III	4.708	4.16	1400
Palm Beach	BOCA RATON, CITY OF (PROJECT IRIS)	PAA&LI	OPAA	III	3.8	3.8	1050
Palm Beach	BOCA RATON, CITY OF (PROJECT IRIS)	PAA&LI	RI	III	2.23	2.23	422
Palm Beach	LOXAHATCHEE ENV. CONTROL DIST.	PAA&LI	OPAA	III	1.09	0.7	387
Palm Beach	LOXAHATCHEE ENV. CONTROL DIST.	PAA&LI	GCI	III	7.38	3.29	1957
Palm Beach	LOXAHATCHEE ENV. CONTROL DIST.	IND	ATP	VII	2.5	0.68	
Palm Beach	LOXAHATCHEE ENV. CONTROL DIST.	PAA&LI	RI	III	2.23	1.32	453
Palm Beach	OKEELANTA CORPORATION	GWR&IPR	RIB	IV	0.225	0.057	3
Palm Beach	PALM BEACH CO. SOUTHERN REGION	PAA&LI	GCI	III	6.18	2.88	945.4
Palm Beach	PALM BEACH CO. SOUTHERN REGION	WL	NA	NA	5	2.39	125
Palm Beach	PALM BEACH CO. SOUTHERN REGION	PAA&LI	RI	III	28.38	5.74	2176.6
Palm Beach	PALM BEACH CO. SOUTHERN REGION	PAA&LI	OPAA	III	4.28	0.43	1539.6
Palm Beach	PALM BEACH CO. SOUTHERN REGION	OTH	OTH	VII	5	1.8	0
Palm Beach	PALM BEACH CO.-CENTRAL REGION RWF	PAA&LI	OPAA	III	0.14	0	13.2
Palm Beach	PALM BEACH CO.-CENTRAL REGION RWF	IND	ATP	VII	0.18	0.18	
Palm Beach	PALM BEACH CO.-CENTRAL REGION RWF	PAA&LI	GCI	III	2	0	101.2
Palm Beach	PALM BEACH CO.-CENTRAL REGION RWF	PAA&LI	RI	III	1.75	0.54	287.5
Palm Beach	PALM BEACH CO.-WESTERN REGION (BELLE GLADE)	GWR&IPR	RIB	IV	0.603	0.064	7.4
Palm Beach	PALM BEACH CO.-WESTERN REGION NORTH (FKA PAHOKEE WWTP)	GWR&IPR	RIB	IV	0.08	0.01	1.89

Florida Department of Environmental Protection  
2019 Reuse Inventory

County	Reuse System Name	Reuse Type	Reuse Sub-Type	Part	Cap (mgd)*	Flow (mgd)	Area (acres)**
Palm Beach	SEACOAST UTILITIES PGA	PAA&LI	RI	III	1.83	1.8	401.68
Palm Beach	SEACOAST UTILITIES PGA	PAA&LI	OPAA	III	0.64	0.54	34.68
Palm Beach	SEACOAST UTILITIES PGA	PAA&LI	GCI	III	7.17	6.79	2186.7
Palm Beach	SEACOAST UTILITIES PGA	IND	ATP	VII	0.02	0.02	10
Palm Beach	SOUTH CENTRAL REGIONAL	PAA&LI	GCI	III	6.44	3.2	1539
Palm Beach	SOUTH CENTRAL REGIONAL	PAA&LI	OPAA	III	1.79	1.87	151
Palm Beach	SOUTH CENTRAL REGIONAL	PAA&LI	RI	III	2.77	0.64	653
Palm Beach	SOUTH CENTRAL REGIONAL	IND	ATP	VII	2	1.11	40
Palm Beach	VILLAGE OF WELLINGTON WWTP	GWR&IPR	RIB	IV	0.23	0	20
Palm Beach	VILLAGE OF WELLINGTON WWTP	PAA&LI	OPAA	III	4.12	0.474	75
Palm Beach	WEST PALM BEACH-EAST CENTRAL REGIONAL	PAA&LI	OPAA	III	0.7	0.11	
Palm Beach	WEST PALM BEACH-EAST CENTRAL REGIONAL	IND	AOF	VII	22	19.99	
Pasco	DADE CITY, CITY OF	GWR&IPR	RIB	IV	1	0.304	24
Pasco	DADE CITY, CITY OF	AI	EC	III	1.28	0.404	256
Pasco	FGUA-JASMINE LAKES	GWR&IPR	RIB	IV	0.308	0.257	6.2
Pasco	FGUA-PALM TERRACE GARDENS	GWR&IPR	RIB	IV	0.13	0.043	0.92
Pasco	FGUA-PALM TERRACE GARDENS	AI	OC	II	0.13	0.062	1.28
Pasco	FGUA-SEVEN SPRINGS WWTF	AI	OC	II	0.855	0.855	24
Pasco	FGUA-SEVEN SPRINGS WWTF	PAA&LI	GCI	III	0.427	0.164	138
Pasco	FGUA-SEVEN SPRINGS WWTF	PAA&LI	RI	III	2.127	0.681	542
Pasco	FGUA-SEVEN SPRINGS WWTF	PAA&LI	OPAA	III	0.402	0.29	394
Pasco	FOREST LAKE ESTATES	AI	OC	II	0.216	0.058	34.7
Pasco	NEW PORT RICHEY, CITY OF	PAA&LI	RI	III	2.71	0.2	372
Pasco	NEW PORT RICHEY, CITY OF	PAA&LI	OPAA	III	1.49	0.761	128
Pasco	NEW PORT RICHEY, CITY OF	IND	ATP	VII	0.429	0.312	5
Pasco	PASCO CO. MASTER REUSE SYSTEM	PAA&LI	GCI	III	2.872	1.872	2398
Pasco	PASCO CO. MASTER REUSE SYSTEM	WL	NA	NA	5	2.504	133

Florida Department of Environmental Protection  
2019 Reuse Inventory

County	Reuse System Name	Reuse Type	Reuse Sub-Type	Part	Cap (mgd)*	Flow (mgd)	Area (acres)**
Pasco	PASCO CO. MASTER REUSE SYSTEM	PAA&LI	OPAA	III	5.14	4.004	819
Pasco	PASCO CO. MASTER REUSE SYSTEM	IND	ATP	VII	0.264	0.264	
Pasco	PASCO CO. MASTER REUSE SYSTEM	IND	AOF	VII	0.349	0.349	80
Pasco	PASCO CO. MASTER REUSE SYSTEM	GWR&IPR	RIB	IV	11.643	4.327	174
Pasco	PASCO CO. MASTER REUSE SYSTEM	AI	OC	II	0.3	0.006	100
Pasco	PASCO CO. MASTER REUSE SYSTEM	AI	EC	III	0.063	0	491
Pasco	PASCO CO. MASTER REUSE SYSTEM	PAA&LI	RI	III	11.502	11.502	1587
Pasco	TRAVELER'S REST RV PARK WWTP	GWR&IPR	RIB	IV	0.065	0.037	1.5
Pasco	TRAVELER'S REST RV PARK WWTP	AI	OC	II	0.035	0.003	12
Pasco	ZEPHYRHILLS, CITY OF	PAA&LI	GCI	III	0.39	0.125	62
Pasco	ZEPHYRHILLS, CITY OF	PAA&LI	RI	III	0.46	0.007	45
Pasco	ZEPHYRHILLS, CITY OF	GWR&IPR	RIB	IV	2.25	1.549	30
Pasco	ZEPHYRHILLS, CITY OF	PAA&LI	OPAA	III	0.75	0.021	77
Pinellas	CLEARWATER CITY OF MASTER REUSE SYSTEM	PAA&LI	RI	III	8.25	2.27	2277
Pinellas	CLEARWATER CITY OF MASTER REUSE SYSTEM	IND	ATP	VII	1.035	1.035	
Pinellas	CLEARWATER CITY OF MASTER REUSE SYSTEM	PAA&LI	OPAA	III	1.503	0.921	495
Pinellas	CLEARWATER CITY OF MASTER REUSE SYSTEM	PAA&LI	GCI	III	1.247	0.99	290
Pinellas	DUNEDIN, CITY OF-MAINLAND	PAA&LI	RI	III	1.9	1.6	672
Pinellas	DUNEDIN, CITY OF-MAINLAND	PAA&LI	GCI	III	0.7	0.2	143
Pinellas	DUNEDIN, CITY OF-MAINLAND	PAA&LI	OPAA	III	1.3	0.8	470
Pinellas	DUNEDIN, CITY OF-MAINLAND	IND	ATP	VII	0.5	0.5	
Pinellas	LARGO, CITY OF	IND	ATP	VII	1	0	24.33
Pinellas	LARGO, CITY OF	IND	AOF	VII	3	2.1	
Pinellas	LARGO, CITY OF	AI	OC	II	0.5	0.008	6
Pinellas	LARGO, CITY OF	PAA&LI	RI	III	7.5	1.52	438
Pinellas	LARGO, CITY OF	PAA&LI	OPAA	III	2.5	1.004	2270.23
Pinellas	LARGO, CITY OF	PAA&LI	GCI	III	3.5	0.749	614

Florida Department of Environmental Protection  
2019 Reuse Inventory

County	Reuse System Name	Reuse Type	Reuse Sub-Type	Part	Cap (mgd)*	Flow (mgd)	Area (acres)**
Pinellas	OLDSMAR, CITY OF	PAA&LI	RI	III	3.788	0.663	1647.59
Pinellas	ON TOP OF THE WORLD	PAA&LI	RI	III	0.2861	0.262	54
Pinellas	ON TOP OF THE WORLD	PAA&LI	GCI	III	0.3139	0.14	52
Pinellas	PINELLAS CO.-SOUTH CROSS BAYOU	PAA&LI	RI	III	9.63	7.28	57
Pinellas	PINELLAS CO.-SOUTH CROSS BAYOU	PAA&LI	GCI	III	0.73	0.6	
Pinellas	PINELLAS CO.-SOUTH CROSS BAYOU	IND	ATP	VII	2.41	1.75	
Pinellas	PINELLAS CO.-SOUTH CROSS BAYOU	PAA&LI	OPAA	III	2.5	1.71	
Pinellas	PINELLAS CO.-WILLIAM E. DUNN WATER RECLAMATION FACILITY	IND	ATP	VII	0.215	0.215	
Pinellas	PINELLAS CO.-WILLIAM E. DUNN WATER RECLAMATION FACILITY	PAA&LI	GCI	III	9.9	0.83	1194
Pinellas	PINELLAS CO.-WILLIAM E. DUNN WATER RECLAMATION FACILITY	PAA&LI	OPAA	III	3.3	0.35	879
Pinellas	PINELLAS CO.-WILLIAM E. DUNN WATER RECLAMATION FACILITY	PAA&LI	RI	III	7.4	6.124	1351
Pinellas	ST. PETERSBURG MASTER URBAN REUSE SYSTEM	IND	AOF	VII	11.5	5.641	1976
Pinellas	ST. PETERSBURG MASTER URBAN REUSE SYSTEM	IND	ATP	VII	1	0.7	24
Pinellas	ST. PETERSBURG MASTER URBAN REUSE SYSTEM	PAA&LI	GCI	III	8.7	2.362	935
Pinellas	ST. PETERSBURG MASTER URBAN REUSE SYSTEM	PAA&LI	OPAA	III	31.2	4.062	1436
Pinellas	ST. PETERSBURG MASTER URBAN REUSE SYSTEM	PAA&LI	RI	III	24	9.414	3792
Pinellas	TARPON SPRINGS, CITY OF	PAA&LI	OPAA	III	0.32981	0.2517	130.5
Pinellas	TARPON SPRINGS, CITY OF	PAA&LI	RI	III	0.92473	0.92473	1432.5
Pinellas	TARPON SPRINGS, CITY OF	PAA&LI	GCI	III	0.32022	0.25708	112.9
Pinellas	TARPON SPRINGS, CITY OF	IND	ATP	VII	0.081934	0.01695	
Pinellas	TARPON SPRINGS, CITY OF	IND	AOF	VII	0.007	0.00574	
Polk	AUBURNDALE, CITY OF-ALLRED	AI	OC	II	1.48	0.794	148
Polk	AUBURNDALE, CITY OF-ALLRED	IND	AOF	VII	1.4	0	
Polk	AUBURNDALE, CITY OF-ALLRED	GWR&IPR	RIB	IV	0.04	0	5
Polk	AUBURNDALE, CITY OF-REGIONAL	PAA&LI	OPAA	III	0.6	0.091	160

Florida Department of Environmental Protection  
2019 Reuse Inventory

County	Reuse System Name	Reuse Type	Reuse Sub-Type	Part	Cap (mgd)*	Flow (mgd)	Area (acres)**
Polk	AUBURNDALE, CITY OF-REGIONAL	AI	OC	II	0.78	0.769	125
Polk	AUBURNDALE, CITY OF-REGIONAL	GWR&IPR	RIB	IV	0.28	0.206	20
Polk	AUBURNDALE, CITY OF-REGIONAL	WL	NA	NA	0.5	0.627	26
Polk	BARTOW, CITY OF	IND	AOF	VII	4	2.441	
Polk	CARDINAL HILL (FKA POLK CITY INTERIM)	GWR&IPR	RIB	IV	0.1	0.013	4
Polk	CARDINAL HILL (FKA POLK CITY INTERIM)	AI	OC	II	0.185	0.117	32.5
Polk	CAREFREE RV COUNTRY CLUB WWTF	PAA&LI	GCI	III	0.075	0.024	48.3
Polk	CYPRESS LAKES UTILITIES, INC.	PAA&LI	GCI	III	0.19	0.109	137
Polk	DAVENPORT, CITY OF	GWR&IPR	RIB	IV	0.225	0.187	2.46
Polk	DUNDEE, TOWN OF	GWR&IPR	RIB	IV	0.7	0.13	
Polk	FORT MEADE, CITY OF	IND	AOF	VII	1	0.541	
Polk	FROSTPROOF, CITY OF	GWR&IPR	RIB	IV	0.25	0.16	1.23
Polk	GOLD COAST UTILITY	AI	OC	II	0.2	0.0935	32
Polk	GRENELEFE UTILITIES	GWR&IPR	RIB	IV	0.34	0.139	2.3
Polk	HAINES CITY	IND	ATP	VII	0.173	0.024	
Polk	HAINES CITY	AI	OC	III	0.3	0.141	20
Polk	HAINES CITY	IND	AOF	VII	0.267	0.137	19.6
Polk	HAINES CITY	PAA&LI	GCI	III	0.75	0.484	140
Polk	HAINES CITY	PAA&LI	OPAA	III	0.116	0.099	45
Polk	HAINES CITY	GWR&IPR	RIB	IV	2.97	1.187	15
Polk	LAKE ALFRED, CITY OF	AI	OC	II	0.9	0.439	151
Polk	LAKE ALFRED, CITY OF	GWR&IPR	RIB	IV	0.35	0.053	0
Polk	LAKE WALES, CITY OF	PAA&LI	OPAA	III	0.43	0.121	117.4
Polk	LAKE WALES, CITY OF	PAA&LI	RI	III	0.36	0.129	121
Polk	LAKE WALES, CITY OF	PAA&LI	GCI	III	0.5	0.346	282
Polk	LAKE WALES, CITY OF	GWR&IPR	RIB	IV	2.19	0.503	21.37
Polk	LAKE WALES, CITY OF	AI	OC	II	0.55	0.015	80

Florida Department of Environmental Protection  
2019 Reuse Inventory

County	Reuse System Name	Reuse Type	Reuse Sub-Type	Part	Cap (mgd)*	Flow (mgd)	Area (acres)**
Polk	LAKE WALES, CITY OF	AI	EC	III	0.27	0.072	62
Polk	LAKELAND, CITY OF	IND	AOF	VII	17	9.52	
Polk	MULBERRY CITY OF	IND	AOF	VII	0.277	0.277	
Polk	OUTDOOR RESORTS AT ORLANDO	GWR&IPR	RIB	IV	0.125	0.114	0.58
Polk	POLK CO.-NORTHEAST REGIONAL	PAA&LI	OPAA	III	0.64	1.21	181
Polk	POLK CO.-NORTHEAST REGIONAL	PAA&LI	GCI	III	0.35	0.172	127.82
Polk	POLK CO.-NORTHEAST REGIONAL	GWR&IPR	RIB	IV	4.4	0.502	174.5
Polk	POLK CO.-NORTHEAST REGIONAL	PAA&LI	RI	III	1.42	1.661	948.18
Polk	POLK CO.-NORTHWEST REGIONAL	PAA&LI	RI	III	0.93	0.315	426.5
Polk	POLK CO.-NORTHWEST REGIONAL	AI	OC	II	0.105	0.054	13.57
Polk	POLK CO.-NORTHWEST REGIONAL	GWR&IPR	RIB	IV	0.015	0.001	0.595
Polk	POLK CO.-NORTHWEST REGIONAL	PAA&LI	GCI	III	0.3	0.011	125
Polk	POLK CO.-NORTHWEST REGIONAL	PAA&LI	OPAA	III	0.171	0.097	21.31
Polk	POLK CO.-SOUTHWEST REGIONAL WWTP	PAA&LI	RI	III	1.98	0.628	510
Polk	POLK CO.-SOUTHWEST REGIONAL WWTP	PAA&LI	OPAA	III	0.42	0.224	182
Polk	POLK CO.-SOUTHWEST REGIONAL WWTP	PAA&LI	GCI	III	0.6	0.156	380
Polk	POLK CO.-SUN RAY	GWR&IPR	RIB	IV	1.098	0.351	10.64
Polk	POLK CO.-WAVERLY	GWR&IPR	RIB	IV	0.13	0.03	2.49
Polk	POLK CORRECTIONAL INSTITUTION	GWR&IPR	RIB	IV	0.313	0.16	3
Polk	STREAMSONG WWTF	PAA&LI	GCI	III	0.1	0.025	190
Polk	SWEETWATER GOLF & TENNIS CLUB	PAA&LI	GCI	III	0.07	0.0311	30
Polk	SWEETWATER GOLF & TENNIS CLUB	GWR&IPR	RIB	IV	0.07	0.0289	0.69
Polk	SWISS GOLF CLUB	GWR&IPR	RIB	IV	0.03	0	0.12
Polk	SWISS GOLF CLUB	GWR&IPR	AF	IV	0.176	0.044	4.36
Polk	SWISS VILLAGE MOBILE HOME PARK	GWR&IPR	RIB	IV	0.141	0.033	1.02
Polk	WINTER HAVEN SERVICE AREA 2	PAA&LI	OPAA	III	0.418	0.418	113.5
Polk	WINTER HAVEN SERVICE AREA 2	AI	EC	III	0.5	0.298	63

Florida Department of Environmental Protection  
2019 Reuse Inventory

County	Reuse System Name	Reuse Type	Reuse Sub-Type	Part	Cap (mgd)*	Flow (mgd)	Area (acres)**
Polk	WINTER HAVEN SERVICE AREA 2	IND	ATP	VII	0.287	0.09	
Polk	WINTER HAVEN SERVICE AREA 2	PAA&LI	RI	III	0.137	0.137	59
Polk	WINTER HAVEN SERVICE AREA 2	PAA&LI	GCI	III	0.454	0.193	163
Polk	WINTER HAVEN SERVICE AREA 3	IND	ATP	VII	0.185	0.185	
Putnam	CRESCENT CITY, CITY OF	GWR&IPR	RIB	IV	0.35	0.092	15.58
Putnam	EAST PUTNAM COUNTY REGIONAL	GWR&IPR	RIB	IV	0.24	0.14	13.3
Putnam	PALATKA, CITY OF	PAA&LI	GCI	III	3.5	1.53	110
Putnam	RIVER PARK MHP	PAA&LI	GCI	III	0.1	0.0466	35
Santa Rosa	HOLLEY-NAVARRE WATER SYSTEMS, INC.	PAA&LI	OPAA	III	0.13	0.016	1,898
Santa Rosa	HOLLEY-NAVARRE WATER SYSTEMS, INC.	PAA&LI	GCI	III	4.275	1.337	144.3
Santa Rosa	HOLLEY-NAVARRE WATER SYSTEMS, INC.	GWR&IPR	RIB	IV	0.5	0.205	9,708
Santa Rosa	JAY, TOWN OF	GWR&IPR	RIB	IV	0.12	0.053	0.9
Santa Rosa	MILTON, CITY OF	IND	ATP	VII	0.6	0.272	
Santa Rosa	PACE WATER SYSTEM, INC.	PAA&LI	RI	III	5	1.162	20
Santa Rosa	PACE WATER SYSTEM, INC.	GWR&IPR	RIB	IV	0.1	0.068	0.48
Santa Rosa	PACE WATER SYSTEM, INC.	PAA&LI	GCI	III	0.5	0.021	110
Santa Rosa	SANTA ROSA CO.-NAVARRE BEACH	IND	ATP	VII	0.032	0.014	4.5
Santa Rosa	SOUTH SANTA ROSA UTILITY SYSTEM (GULF BREEZE-TIGER POINT)	PAA&LI	OPAA	III	0.832	0.189	107.4
Santa Rosa	SOUTH SANTA ROSA UTILITY SYSTEM (GULF BREEZE-TIGER POINT)	GWR&IPR	RIB	IV	0.3	0.232	4
Santa Rosa	SOUTH SANTA ROSA UTILITY SYSTEM (GULF BREEZE-TIGER POINT)	PAA&LI	RI	III	0.878	0.587	130.8
Santa Rosa	SOUTH SANTA ROSA UTILITY SYSTEM (GULF BREEZE-TIGER POINT)	AI	OC	II	0.731	0.289	99.5
Santa Rosa	SOUTH SANTA ROSA UTILITY SYSTEM (GULF BREEZE-TIGER POINT)	IND	ATP	VII	0.029	0.002	3.9
Santa Rosa	SOUTH SANTA ROSA UTILITY SYSTEM (GULF BREEZE-TIGER POINT)	PAA&LI	GCI	III	1.3	0.393	225
Santa Rosa	SUNDIAL UTILITIES OF MILTON	GWR&IPR	RIB	IV	0.25	0.097	3.3



Florida Department of Environmental Protection  
2019 Reuse Inventory

County	Reuse System Name	Reuse Type	Reuse Sub-Type	Part	Cap (mgd)*	Flow (mgd)	Area (acres)**
Sarasota	CAMELOT LAKES	PAA&LI	OPAA	III	0.09	0.066	26
Sarasota	NORTH PORT, CITY OF	PAA&LI	RI	III	1.45	0.425	400
Sarasota	NORTH PORT, CITY OF	PAA&LI	OPAA	III	1.45	0.15	340
Sarasota	NORTH PORT, CITY OF	PAA&LI	GCI	III	2.1	0.325	320
Sarasota	SARASOTA CO.-NORTH	AI	OC	II	0.01	0	300
Sarasota	SARASOTA CO.-NORTH	OTH	OTH	III	0.8	0.7	300
Sarasota	SARASOTA CO.-NORTH	PAA&LI	GCI	III	11.6	2.8	2446
Sarasota	SARASOTA CO.-NORTH	PAA&LI	OPAA	III	2.5	0.5	790
Sarasota	SARASOTA CO.-NORTH	PAA&LI	RI	III	3.2	2.4	2250
Sarasota	SARASOTA CO.-SOUTH (VENICE GARDENS)	PAA&LI	OPAA	III	0.15	0.05	262
Sarasota	SARASOTA CO.-SOUTH (VENICE GARDENS)	PAA&LI	RI	III	0.71	0.6	344
Sarasota	SARASOTA CO.-SOUTH (VENICE GARDENS)	PAA&LI	GCI	III	7.643	1.22	708
Sarasota	SARASOTA, CITY OF	PAA&LI	RI	III	3	0.024	828
Sarasota	SARASOTA, CITY OF	PAA&LI	OPAA	III	2.75	0.75	2821
Sarasota	SARASOTA, CITY OF	AI	EC	III	1.22	0.054	1550
Sarasota	SARASOTA, CITY OF	IND	ATP	VII	0.933	0.933	
Sarasota	SARASOTA, CITY OF	AI	OC	II	4.82	0.129	3350
Sarasota	SARASOTA, CITY OF	PAA&LI	GCI	III	1.46	0.227	610
Sarasota	VENICE, CITY OF-PROJECT WAVE	PAA&LI	RI	III	1.68	1.442	615
Sarasota	VENICE, CITY OF-PROJECT WAVE	PAA&LI	OPAA	III	0.27	0.053	100
Sarasota	VENICE, CITY OF-PROJECT WAVE	PAA&LI	GCI	III	1.25	1.05	545
Seminole	ALTAMONTE SPRINGS, CITY OF (PROJECT APRICOT)	PAA&LI	RI	III	12.5	6.765	5917
Seminole	ALTAMONTE SPRINGS, CITY OF (PROJECT APRICOT)	IND	AOF	VII	0.01	0.01	
Seminole	ALTAMONTE SPRINGS, CITY OF (PROJECT APRICOT)	IND	ATP	VII	0.339	0.339	
Seminole	CASSELBERRY, CITY OF	PAA&LI	GCI	III	0.358	0.143	60.9

Florida Department of Environmental Protection  
2019 Reuse Inventory

County	Reuse System Name	Reuse Type	Reuse Sub-Type	Part	Cap (mgd)*	Flow (mgd)	Area (acres)**
Seminole	CASSELBERRY, CITY OF	PAA&LI	RI	III	1.608	0.74	823
Seminole	CASSELBERRY, CITY OF	GWR&IPR	RIB	IV	0.285	0.141	10.58
Seminole	FGUA-CHULUOTA	GWR&IPR	AF	IV	0.083	0.072	17.4
Seminole	ORLANDO-IRON BRIDGE	WL	NA	NA	35	15.83	1640
Seminole	ORLANDO-IRON BRIDGE	IND	ATP	VII	2.76	2.76	
Seminole	OVIEDO, CITY OF (ALAFAYA UTILITIES)	GWR&IPR	RIB	IV	0.995	0.483	19
Seminole	OVIEDO, CITY OF (ALAFAYA UTILITIES)	PAA&LI	GCI	III	0.15	0.088	114
Seminole	OVIEDO, CITY OF (ALAFAYA UTILITIES)	PAA&LI	RI	III	2.117	1.688	0
Seminole	PALM VALLEY	PAA&LI	OPAA	III	0.06	0.054	2.545
Seminole	PALM VALLEY	PAA&LI	RI	III	0.09	0.025	40.22
Seminole	SANFORD-NORTH & SOUTH	PAA&LI	OPAA	III	7.29	3.205	1397
Seminole	SANFORD-NORTH & SOUTH	PAA&LI	RI	III	1.95	0.889	1458
Seminole	SANFORD-NORTH & SOUTH	AI	OC	II	2.896	0.856	1814
Seminole	SANFORD-NORTH & SOUTH	AI	EC	III	2.133	0.011	287
Seminole	SANFORD-NORTH & SOUTH	IND	ATP	VII	0.55	0.55	0
Seminole	SANFORD-NORTH & SOUTH	PAA&LI	GCI	III	1.4	0.308	250
Seminole	SANFORD-NORTH & SOUTH	IND	AOF	VII	1	0.1	
Seminole	SEMINOLE CO.-GREENWOOD LAKES	PAA&LI	OPAA	III	3	1.792	293.03
Seminole	SEMINOLE CO.-GREENWOOD LAKES	GWR&IPR	RIB	IV	1.8	0.474	3.85
Seminole	SEMINOLE CO.-NORTHWEST (YANKEE LAKE)	PAA&LI	OPAA	III	2.326	0.829	299.7
Seminole	SEMINOLE CO.-NORTHWEST (YANKEE LAKE)	TF	NA	III	0.001	0.001	
Seminole	SEMINOLE CO.-NORTHWEST (YANKEE LAKE)	AI	OC	II	0.35	0	72.6
Seminole	SEMINOLE CO.-NORTHWEST (YANKEE LAKE)	PAA&LI	GCI	III	0.12	0	250.37
Seminole	SEMINOLE CO.-NORTHWEST (YANKEE LAKE)	GWR&IPR	RIB	IV	0.36	0.176	18.36
Seminole	SEMINOLE CO.-NORTHWEST (YANKEE LAKE)	PAA&LI	RI	III	4.053	1.522	753.11
Seminole	WEKIVA HUNT CLUB	PAA&LI	GCI	III	0.55	0.127	190
Seminole	WEKIVA HUNT CLUB	PAA&LI	OPAA	III	1.4	0.029	

Florida Department of Environmental Protection  
2019 Reuse Inventory

County	Reuse System Name	Reuse Type	Reuse Sub-Type	Part	Cap (mgd)*	Flow (mgd)	Area (acres)**
Seminole	WEKIVA HUNT CLUB	PAA&LI	RI	III	0.253	0.067	
Seminole	WEKIVA HUNT CLUB	GWR&IPR	RIB	IV	0.4	0	7.7
Seminole	WINTER SPRINGS EAST	PAA&LI	RI	III	1.72	0.582	0
Seminole	WINTER SPRINGS EAST	PAA&LI	GCI	III	1.08	0.081	155
Seminole	WINTER SPRINGS EAST	PAA&LI	OPAA	III	0.118	0.008	9
Seminole	WINTER SPRINGS EAST	GWR&IPR	RIB	IV	0.61	0.344	6.8
Seminole	WINTER SPRINGS EAST	AI	OC	II	0.201	0.063	40
Seminole	WINTER SPRINGS WEST	PAA&LI	OPAA	III	0.228	0.228	
Seminole	WINTER SPRINGS WEST	GWR&IPR	RIB	IV	0.715	0.207	43
Seminole	WINTER SPRINGS WEST	AI	OC	II	0.28	0.025	37
Seminole	WINTER SPRINGS WEST	PAA&LI	RI	III	1.121	0.567	
St. Johns	JEA-PONCE DE LEON	GWR&IPR	RIB	IV	0.24	0.056	2.25
St. Johns	JEA-PONTE VEDRA	GWR&IPR	RIB	IV	0.8	0.015	4.8
St. Johns	JEA-PONTE VEDRA	PAA&LI	GCI	III	0.917	0.162	200
St. Johns	NORTH BEACH UTILITIES	GWR&IPR	RIB	IV	0.364	0.307	1.49
St. Johns	ST. AUGUSTINE, CITY OF	IND	ATP	VII	0.3	0.211	0
St. Johns	ST. JOHNS CO.-ANASTASIA ISLAND	PAA&LI	RI	III	0.064	0.0458	
St. Johns	ST. JOHNS CO.-ANASTASIA ISLAND	PAA&LI	GCI	III	0.8	0.165	104
St. Johns	ST. JOHNS CO.-INNLET BEACH	PAA&LI	GCI	III	0.5	0.179	230
St. Johns	ST. JOHNS CO.-MAINLAND (S.R. 207)	PAA&LI	GCI	III	0.25	0.165	153
St. Johns	ST. JOHNS CO.-MARSH LANDING PONTE VEDRA LAKES	PAA&LI	GCI	III	1.1	0.262	298
St. Johns	ST. JOHNS CO.-NORTHWEST	WL	NA	NA	0.5	0.016	
St. Johns	ST. JOHNS CO.-NORTHWEST	PAA&LI	RI	III	4.28	0.486	2980
St. Johns	ST. JOHNS CO.-NORTHWEST	PAA&LI	GCI	III	1	1.167	258
St. Johns	ST. JOHNS CO.-PLAYERS CLUB SOUTH	PAA&LI	GCI	III	0.7	0.17	110
St. Johns	ST. JOHNS CO.-SAWGRASS	PAA&LI	GCI	III	1.5	0.494	203
St. Lucie	FORT PIERCE UTILITY AUTHORITY	IND	ATP	VII	0.1125	0.0556	7

Florida Department of Environmental Protection  
2019 Reuse Inventory

County	Reuse System Name	Reuse Type	Reuse Sub-Type	Part	Cap (mgd)*	Flow (mgd)	Area (acres)**
St. Lucie	HARBOUR RIDGE P.U.D.	PAA&LI	GCI	III	0.12	0.067	200
St. Lucie	HUTCHINSON-ISLAND DUNES	PAA&LI	GCI	III	0.12	0.041	63
St. Lucie	MEADOWOOD COMMUNITY (PANTHER WOODS)	PAA&LI	GCI	III	0.105	0.056	120
St. Lucie	PORT ST LUCIE-GLADES	IND	ATP	VII	2.4	0.307	
St. Lucie	PORT ST. LUCIE UTILITY-WESTPORT	PAA&LI	GCI	III	5.72	1.201	511
St. Lucie	PORT ST. LUCIE UTILITY-WESTPORT	PAA&LI	OPAA	III	0.1	0	64
St. Lucie	PORT ST. LUCIE UTILITY-WESTPORT	PAA&LI	RI	III	0.054	0	315
St. Lucie	SAVANNA CLUB	GWR&IPR	RIB	IV	0.15	0.048	1,148
St. Lucie	SPANISH LAKES COUNTRY CLUB	GWR&IPR	AF	IV	0.16	0.087	0.632
St. Lucie	SPANISH LAKES COUNTRY CLUB	GWR&IPR	RIB	IV	0.16	0.005	1,002
St. Lucie	SPANISH LAKES FAIRWAYS	GWR&IPR	RIB	IV	0.17	0.036	3.06
St. Lucie	SPANISH LAKES FAIRWAYS	PAA&LI	GCI	III	0.25	0.109	45
St. Lucie	ST. LUCIE CO.-NORTH (HOLIDAY PINES)	PAA&LI	GCI	III	0.3	0.073	110
St. Lucie	ST. LUCIE CO.-NORTH (HOLIDAY PINES)	GWR&IPR	RIB	IV	0.3	0.058	0.005
St. Lucie	ST. LUCIE CO.-NORTH HUTCHINSON	PAA&LI	RI	III	0.695	0.227	48
St. Lucie	ST. LUCIE CO.-NORTH HUTCHINSON	PAA&LI	OPAA	III	0.305	0.014	28.1
St. Lucie	ST. LUCIE CO.-SOUTH HUTCHINSON	PAA&LI	RI	III	1.6	0.274	35
St. Lucie	ST. LUCIE WEST	PAA&LI	RI	III	2.5	1.756	644
St. Lucie	ST. LUCIE WEST	PAA&LI	GCI	III	0.25	0.102	100
Sumter	BUSHNELL, CITY OF	AI	OC	II	0.5	0.326	28.4
Sumter	CONTINENTAL COUNTRY CLUB	OTH	OTH	NA	0.01	0.01	3
Sumter	CONTINENTAL COUNTRY CLUB	AI	OC	II	0.2	0.094	28.04
Sumter	SUMTER CORRECTIONAL INSTITUTION	PAA&LI	OPAA	III	0.35	0.213	250
Sumter	SUMTER CORRECTIONAL INSTITUTION	AI	OC	II	0.35	0.107	37
Sumter	THE VILLAGES-LITTLE SUMTER SERVICE AREA (LSSA)	GWR&IPR	RIB	IV	0.21	0.037	5.16
Sumter	THE VILLAGES-LITTLE SUMTER SERVICE AREA (LSSA)	IND	ATP	VII	0.486	0.311	

Florida Department of Environmental Protection  
2019 Reuse Inventory

County	Reuse System Name	Reuse Type	Reuse Sub-Type	Part	Cap (mgd)*	Flow (mgd)	Area (acres)**
Sumter	THE VILLAGES-LITTLE SUMTER SERVICE AREA (LSSA)	PAA&LI	GCI	III	3	1.064	860.5
Sumter	THE VILLAGES-LITTLE SUMTER SERVICE AREA (LSSA)	PAA&LI	OPAA	III	0.45	0.173	140.4
Sumter	THE VILLAGES-NSU MASTER REUSE SYSTEM	PAA&LI	GCI	III	6.36	4.061	2282
Sumter	THE VILLAGES-NSU MASTER REUSE SYSTEM	GWR&IPR	RIB	IV	0.42	0.264	16.1
Sumter	WILDWOOD, CITY OF	GWR&IPR	RIB	IV	1.25	0.129	14
Sumter	WILDWOOD, CITY OF	PAA&LI	GCI	III	1.3	0.159	141.3
Sumter	WILDWOOD, CITY OF	IND	ATP	VII	0.009	0.009	
Sumter	WILDWOOD, CITY OF	PAA&LI	OTH	III	0.048	0.048	
Suwannee	ADVENT CHRISTIAN HOME	GWR&IPR	RIB	IV	0.17	0.048	2.07
Suwannee	BRANFORD, TOWN OF	AI	OC	II	0.099	0.05	6.53
Suwannee	LIVE OAK, CITY OF	GWR&IPR	RIB	IV	0.45	0.252	3.06
Suwannee	LIVE OAK, CITY OF	AI	OC	II	1.37	0.49	177
Suwannee	LIVE OAK, CITY OF	PAA&LI	GCI	III	0.1	0.079	105
Suwannee	LIVE OAK, CITY OF	PAA&LI	OTH	III	0.19	0.001	
Suwannee	LIVE OAK, CITY OF	PAA&LI	OPAA	III	0.29	0	40
Taylor	PERRY, CITY OF	IND	AOF	VII	0.8	0.3497	
Taylor	PERRY, CITY OF	AI	OC	II	1.25	0.6577	185
Taylor	TAYLOR CORRECTIONAL INSTITUTION	GWR&IPR	RIB	IV	0.4	0.156	11.4
Union	LAKE BUTLER, CITY OF	AI	OC	II	0.7	0.507	240
Volusia	DAYTONA REUSE IMPLEMENTATION PROJECT (DRIP)	PAA&LI	OPAA	III	1	0.5	215
Volusia	DAYTONA REUSE IMPLEMENTATION PROJECT (DRIP)	IND	ATP	VII	2.1	0.4	0
Volusia	DAYTONA REUSE IMPLEMENTATION PROJECT (DRIP)	PAA&LI	RI	III	1	0.7	550
Volusia	DAYTONA REUSE IMPLEMENTATION PROJECT (DRIP)	PAA&LI	GCI	III	6	2.3	1103
Volusia	DELAND, CITY OF	PAA&LI	RI	III	3.55	1.52	781

Florida Department of Environmental Protection  
2019 Reuse Inventory

County	Reuse System Name	Reuse Type	Reuse Sub-Type	Part	Cap (mgd)*	Flow (mgd)	Area (acres)**
Volusia	DELAND, CITY OF	PAA&LI	OTH	III	5.8	0.03	6
Volusia	DELAND, CITY OF	IND	ATP	VII	0.25	0.02	25
Volusia	DELAND, CITY OF	PAA&LI	GCI	III	1.7	0.4	256
Volusia	DELAND, CITY OF	PAA&LI	OPAA	III	2.27	1.37	590
Volusia	DELAND, CITY OF	GWR&IPR	RIB	IV	5.3	0.38	35
Volusia	DELTONA, CITY OF	GWR&IPR	RIB	IV	1	0.311	14.78
Volusia	DELTONA, CITY OF	PAA&LI	GCI	III	0.9	0.259	120
Volusia	DELTONA, CITY OF	PAA&LI	RI	III	0.5	0.1	66.2
Volusia	EDGEWATER, CITY OF	IND	ATP	VII	0.085	0.095	0
Volusia	EDGEWATER, CITY OF	PAA&LI	RI	III	3.75	1.15	6000
Volusia	HOLLY HILL, CITY OF	PAA&LI	GCI	III	0.6	0.353	70
Volusia	HOLLY HILL, CITY OF	PAA&LI	OPAA	III	0.05	0.017	50
Volusia	NEW SMYRNA BEACH, CITY OF	PAA&LI	GCI	III	2.09	0.54	591.5
Volusia	NEW SMYRNA BEACH, CITY OF	IND	ATP	VII	0.55	0.55	30
Volusia	NEW SMYRNA BEACH, CITY OF	PAA&LI	RI	III	4.02	2.39	541
Volusia	NEW SMYRNA BEACH, CITY OF	OTH	OTH	III	1	0.14	
Volusia	NORTH PENINSULA UTILITIES (SEABRIDGE)	GWR&IPR	RIB	IV	0.181	0.046	1
Volusia	ORMOND BEACH	PAA&LI	OPAA	III	1.38	0.18	626
Volusia	ORMOND BEACH	PAA&LI	RI	III	6.21	3.48	2081
Volusia	ORMOND BEACH	PAA&LI	GCI	III	2.38	0.52	272
Volusia	PORT ORANGE, CITY OF	PAA&LI	RI	III	10.5	5.683	1800
Volusia	PORT ORANGE, CITY OF	PAA&LI	GCI	III	1.8	0	200
Volusia	PORT ORANGE, CITY OF	IND	ATP	VII	0.525	0	0
Volusia	TYMBER CREEK	GWR&IPR	RIB	IV	0.131	0.061	2.18
Volusia	VCUD-HALIFAX PLANTATION WWTF	GWR&IPR	RIB	IV	0.3	0.168	3.38
Volusia	VCUD-SOUTHEAST REGIONAL	AI	EC	III	0.52	0.21	67
Volusia	VCUD-SOUTHEAST REGIONAL	IND	ATP	VII	0.006	0.006	0

Florida Department of Environmental Protection  
2019 Reuse Inventory

County	Reuse System Name	Reuse Type	Reuse Sub-Type	Part	Cap (mgd)*	Flow (mgd)	Area (acres)**
Volusia	VCUD-SOUTHWEST REGIONAL	GWR&IPR	RIB	IV	0.92	0.293	17.8
Volusia	VCUD-SOUTHWEST REGIONAL	IND	ATP	VII	0.01	0.01	0
Volusia	VCUD-SOUTHWEST REGIONAL	PAA&LI	RI	III	1.121	0.956	275
Volusia	VCUD-SOUTHWEST REGIONAL	PAA&LI	GCI	III	0.24	0	88
Volusia	VCUD-SOUTHWEST WWTF-2	PAA&LI	GCI	III	0.206	0	53
Volusia	VCUD-SOUTHWEST WWTF-2	GWR&IPR	RIB	IV	0.58	0.306	5
Volusia	VCUD-SOUTHWEST WWTF-2	PAA&LI	RI	III	0.6	0.142	
Volusia	VCUD-SOUTHWEST WWTF-2	PAA&LI	OPAA	III	0.6	0.036	20
Wakulla	ST. MARKS WWTF	IND	AOF	VII	0.1	0.046	
Wakulla	WAKULLA CO. (OTTER CREEK)	AI	OC	II	0.6	0.612	40
Wakulla	WINCO UTILITIES, INC.	AI	OC	II	0.495	0.315	64
Walton	DEFUNIAK SPRINGS, CITY OF	AI	OC	II	1.5	0.8	150
Walton	FREEPORT, CITY OF	GWR&IPR	RIB	IV	0.47	0.392	1.91
Walton	SOUTH WALTON UTILITY COMPANY	PAA&LI	RI	III	0.06	0	7.7
Walton	SOUTH WALTON UTILITY COMPANY	PAA&LI	GCI	III	3.935	1.3134	603.2
Walton	SOUTH WALTON UTILITY COMPANY	IND	ATP	VII	0.36	0.0368	6.43
Walton	SOUTH WALTON UTILITY COMPANY	GWR&IPR	RIB	IV	2.5	0.0656	19.768
Walton	WALTON CO.-EAST REUSE SYSTEM	PAA&LI	RI	III	0.195	0	96
Walton	WALTON CO.-EAST REUSE SYSTEM	GWR&IPR	RIB	IV	1.1	0	20.9
Walton	WALTON CO.-EAST REUSE SYSTEM	PAA&LI	OPAA	III	0.375	0	186
Walton	WALTON CO.-EAST REUSE SYSTEM	PAA&LI	GCI	III	1.45	0.727	230
Walton	WALTON CO.-SANDESTIN	PAA&LI	GCI	III	1.087	0.35	258
Walton	WALTON CO.-SANDESTIN	PAA&LI	OPAA	III	0.458	0	59
Walton	WALTON CO.-SANDESTIN	PAA&LI	RI	III	1.712	0	720
Walton	WALTON CO.-WOLFE CREEK REUSE SYSTEM	AI	OC	II	9.925	2.103	1382
Walton	WALTON CORRECTIONAL INSTITUTION	GWR&IPR	RIB	IV	0.225	0.178	10.4
Walton	WALTON COUNTY COMMERCE PARK AT MOSSY HEAD	AI	AF	IV	0.125	0.027682	

Florida Department of Environmental Protection  
2019 Reuse Inventory

County	Reuse System Name	Reuse Type	Reuse Sub-Type	Part	Cap (mgd)*	Flow (mgd)	Area (acres)**
Washington	CHIPLEY, CITY OF	IND	ATP	VII	0.026	0.015	
Washington	CHIPLEY, CITY OF	PAA&LI	GCI	III	0.387	0.387	72
Washington	CHIPLEY, CITY OF	AI	OC	II	0.23	0.032	80
Washington	CHIPLEY, CITY OF	PAA&LI	OPAA	III	0.328	0.328	79
Washington	NORTHWEST FLORIDA RECEPTION CENTER WWTF (FKA WASHINGTON CO. CORRECTIONAL)	GWR&IPR	RIB	IV	0.465	0.325	3.3
Washington	VERNON, CITY OF	AI	OC	II	0.206	0.096	40
<b>Total</b>					<b>1,757.02</b>	<b>819.95</b>	<b>282,463</b>

Notes:

\* Where the capacity of a system was unknown, the maximum average flow or permitted capacity of the system was reported, whichever was less. Where the reuse system capacity was reported above the permit capacity, the permit capacity controls.

\*\* Where the area in acreage is blank, the acreage of the reuse activity was either unknown or the reuse activity does not involve land application



### Appendix E. Effluent Disposal for Reuse Systems

County	Reuse System Name	Disposal Type	Disposal Sub-Type	Capacity (mgd)*	Flow (mgd)
Seminole	ALTAMONTE SPRINGS, CITY OF (PROJECT APRICOT)	SWD	OSW	3.75	0.002
DeSoto	ARCADIA, CITY OF	SWD	OSW	2	0.33
Polk	AUBURNDALE, CITY OF-ALLRED	SWD	OSW	0.65	0
Bay	BAY CO.-MILITARY POINT REGIONAL	SWD	CEW	7	3.334
Brevard	BCUD-BAREFOOT BAY	SWD	CEW	0.188	0
Brevard	BCUD-SOUTH BEACHES	DWI	DW	8	4.277
Brevard	BCUD-SOUTH BEACHES	SWD	CEW	0.11	0
Brevard	BCUD-SOUTH CENTRAL REGIONAL	OTH	OTH	4.14	0.44
Brevard	BCUD-SOUTH CENTRAL REGIONAL	SWD	OSW	0.99	0
Brevard	BCUD-SYKES CREEK	DWI	DW	6	1.851
Palm Beach	BOCA RATON, CITY OF (PROJECT IRIS)	SWD	OO	17.5	4.68
Lee	BONITA SPRINGS-RESOURCE CONSERVATION SYS.	DWI	DW	7.92	0.194
Manatee	BRADENTON, CITY OF	SWD	CEW	6	3.516
Broward	BROWARD CO. NORTH REGIONAL	DWI	DW	78	41.9
Broward	BROWARD CO. NORTH REGIONAL	SWD	OO	66	24.4
Flagler	BUNNELL, CITY OF	SWD	OSW	0.3	0.032
Sarasota	CAMELOT LAKES	OTH	OTH	0.078	0.004
Brevard	CAPE CANAVERAL, CITY OF	SWD	CEW	0.99	0.27
Lee	CAPE CORAL, WATER INDEPENDENCE FOR	DWI	DW	13.05	0.02
Lee	CAPE CORAL, WATER INDEPENDENCE FOR	SWD	CEW	13.4	0
Clay	CCUA-RECLAIMED DISTRIBUTION	SWD	OSW	14.1	2.323
Levy	CEDAR KEY	SWD	OSW	0.166	0
Charlotte	CHARLOTTE CO UTILITIES MASTER REUSE SYSTEM	DWI	DW	9.2	6.624
Charlotte	CHARLOTTE CO.-BURNT STORE	DWI	DW	3.44	0.206
Pinellas	CLEARWATER CITY OF MASTER REUSE SYSTEM	SWD	CEW	28.5	10.284
Brevard	COCOA BEACH, CITY OF	DWI	DW	2	0.573

Florida Department of Environmental Protection  
2019 Reuse Inventory

County	Reuse System Name	Disposal Type	Disposal Sub-Type	Capacity (mgd)*	Flow (mgd)
Brevard	COCOA BEACH, CITY OF	SWD	CEW	6	0.014
Brevard	COCOA, CITY OF	DWI	DW	0.04	0.04
Brevard	COCOA, CITY OF	SWD	CEW	0.99	0.62
Collier	COLLIER CO.-GOLDEN GATE	DWI	DW	5.0328	1.128
Collier	COLLIER CO.-NORTH & SOUTH	DWI	DW	70.65	4.125
Volusia	DAYTONA REUSE IMPLEMENTATION PROJECT (DRIP)	SWD	OSW	22.8	7.4
Volusia	DELAND, CITY OF	SWD	OSW	6	0.02
Okaloosa	DESTIN WATER USERS	OTH	OTH	0.046	0.021
Pinellas	DUNEDIN, CITY OF-MAINLAND	SWD	CEW	6	1.5
Escambia	ECUA-CENTRAL WRF	SWD	WL	5	2.2
Escambia	ECUA-PENSACOLA BEACH	SWD	CEW	2.4	0.822
Volusia	EDGEWATER, CITY OF	SWD	CEW	0.83	0.474
Charlotte	ENGLEWOOD WATER DISTRICT SOUTH	DWI	DW	2.94	0.075
Lee	FGUA-DEL PRADO WWTF (FKA NORTH FORT MYERS UTILITY)	DWI	DW	4.25	1.237
Lee	FGUA-LEHIGH ACRES	DWI	DW	18.6	0.727
Lee	FGUA-SOUTH SEAS PLANTATION	DWI	DW	0.662	0.009
Monroe	FKAA-BIG COPPITT	OTH	OTH	0.411	0.215
Monroe	FKAA-DUCK KEY (HAWKS CAY)	OTH	OTH	0.274	0.028
Lee	FORT MYERS CITY CENTRAL	SWD	CEW	11	3.05
St. Lucie	FORT PIERCE UTILITY AUTHORITY	DWI	DW	10	4.171
Lee	GASPARILLA ISLAND WATER	DWI	DW	0.812	0.101
Lee	GASPARILLA ISLAND WATER	OTH	OTH	0.022	0.022
Clay	GREEN COVE SPRINGS, CITY OF	SWD	OSW	0.75	0.193
Alachua	GRU-KANAPAHA	DWI	DW	10	7.177
Alachua	GRU-MAIN STREET	SWD	OSW	7.5	5.4083
Polk	HAINES CITY	OTH	OTH	0	0.052
Nassau	HILLIARD, TOWN OF	SWD	WL	0.48	0.253

Florida Department of Environmental Protection  
2019 Reuse Inventory

County	Reuse System Name	Disposal Type	Disposal Sub-Type	Capacity (mgd)*	Flow (mgd)
Hillsborough	HILLSBOROUGH CO. - SOUTH - CENTRAL COUNTY REUSE SYSTEM	SWD	CEW	13.5	7.62
Hillsborough	HILLSBOROUGH CO.-NORTHWEST REUSE SYSTEM	SWD	CEW	21	9.37
Volusia	HOLLY HILL, CITY OF	SWD	CEW	2.4	1.27
Broward	HOLLYWOOD, CITY OF	DWI	DW	37.2	25.39
Broward	HOLLYWOOD, CITY OF	SWD	OO	48.75	12.92
Collier	IMMOKALEE	DWI	DW	4	1.73
Indian River	IRCUD-WEST REGIONAL	SWD	WL	4	0.113
Duval	JACKSONVILLE BEACH	SWD	OSW	4.5	1.882
Duval	JEA-BUCKMAN STREET	SWD	OSW	52.5	23.98
Duval	JEA-DISTRICT II	SWD	OSW	10	4.613
Nassau	JEA-NASSAU REGIONAL (SUN RAY)	SWD	OSW	0.315	0.099
Nassau	JEA-NASSAU REGIONAL (SUN RAY)	SWD	WL	0.5	0.432
St. Johns	JEA-PONTE VEDRA	SWD	OSW	0.8	0.288
Duval	JEA-SOUTH GRID	SWD	OSW	33.75	20.08
Duval	JEA-SOUTH GRID	SWD	WL	3	1.62
Duval	JEA-SOUTHWEST DISTRICT	SWD	OSW	14	11.18
Monroe	KEY COLONY BEACH, CITY OF	OTH	OTH	0.34	0.181
Monroe	KEY WEST RESORT UTILITY	OTH	OTH	0.849	0.434
Polk	LAKELAND, CITY OF	SWD	OSW	20	4.71
Pinellas	LARGO, CITY OF	SWD	CEW	15	7.45
Lee	LEE CO.-FIESTA VILLAGE	SWD	CEW	5	0.59
Lee	LEE CO.-FORT MYERS BEACH	DWI	DW	7.92	2.05
Lee	LEE CO.-PINE ISLAND WWTP	DWI	DW	0.461	0.119
Lee	LEE CO.-THREE OAKS	DWI	DW	6	1.509
Lake	LEESBURG, CITY OF	SWD	WL	0.57	0
Palm Beach	LOXAHATCHEE ENV. CONTROL DIST.	DWI	DW	14.5	2.77
Bay	LYNN HAVEN, CITY OF	SWD	CEW	2.5	0.932

Florida Department of Environmental Protection  
2019 Reuse Inventory

County	Reuse System Name	Disposal Type	Disposal Sub-Type	Capacity (mgd)*	Flow (mgd)
Manatee	MANATEE CO. MASTER REUSE SYSTEM	DWI	DW	10	7.3
Monroe	MARATHON AREA 3 WWTF	OTH	OTH	0.25	0.178
Monroe	MARATHON AREA 4 WWTF	OTH	OTH	0.4	0.25
Monroe	MARATHON AREA 5 WWTF	OTH	OTH	0.45	0.295
Monroe	MARATHON AREA 7 WWTF	OTH	OTH	0.2	0.039
Collier	MARCO ISLAND, CITY OF (MARCO ISLAND UTILITIES)	DWI	DW	4.92	0.43
Martin	MARTIN CO.-NORTH	DWI	DW	7.37	0.867
Martin	MARTIN CO.-SOUTH (TROPICAL FARMS)	DWI	DW	27.4	1.294
Miami-Dade	MDWASD CENTRAL DISTRICT	SWD	OO	143	113.5
Miami-Dade	MDWASD NORTH DISTRICT	DWI	DW	70.87	53.66
Miami-Dade	MDWASD NORTH DISTRICT	OTH	OTH	1.82	1.82
Miami-Dade	MDWASD NORTH DISTRICT	SWD	OO	100	31.32
Miami-Dade	MDWASD SOUTH DISTRICT	DWI	DW	112.5	95.5
Brevard	MELBOURNE-NORTH & SOUTH SERVICE AREA	DWI	DW	14.92	4.86
Santa Rosa	MILTON, CITY OF	SWD	CEW	2.5	1.86
Broward	MIRAMAR, CITY OF WWTF	DWI	DW	12.7	0
Polk	MULBERRY CITY OF	SWD	OSW	0.75	0.02
Collier	NAPLES, CITY OF	SWD	CEW	2.42	0
Pasco	NEW PORT RICHEY, CITY OF	SWD	CEW	7.5	0.231
Volusia	NEW SMYRNA BEACH, CITY OF	SWD	CEW	0.999	0
Monroe	NORTH KEY LARGO WWTF AT OCEAN REEF	OTH	OTH	0.499	0.19
Sarasota	NORTH PORT, CITY OF	DWI	DW	5.32	1.732
Okeechobee	OKEECHOBEE UTILITY AUTHORITY	DWI	DW	4.4	0.342
Pinellas	OLDSMAR, CITY OF	SWD	CEW	2.25	0.358
Clay	ORANGE PARK WWTF	SWD	OSW	2.5	0.827
Seminole	ORLANDO-IRON BRIDGE	SWD	OSW	28	3.79
Volusia	ORMOND BEACH	SWD	OSW	6	0.6

Florida Department of Environmental Protection  
2019 Reuse Inventory

County	Reuse System Name	Disposal Type	Disposal Sub-Type	Capacity (mgd)*	Flow (mgd)
Santa Rosa	PACE WATER SYSTEM, INC.	SWD	WL	1	0.251
Putnam	PALATKA, CITY OF	SWD	OSW	3.5	0.121
Brevard	PALM BAY, CITY OF	DWI	DW	5	0.171
Palm Beach	PALM BEACH CO. SOUTHERN REGION	DWI	DW	34	7.65
Palm Beach	PALM BEACH CO.-WESTERN REGION (BELLE GLADE)	DWI	DW	10.2	2.757
Palm Beach	PALM BEACH CO.-WESTERN REGION NORTH (FKA PAHOKEE WWTP)	DWI	DW	1.2	0.718
Flagler	PALM COAST SERVICE AREA 1	SWD	CEW	0.8	0
Flagler	PALM COAST SERVICE AREA 2	SWD	WL	0.6	0
Manatee	PALMETTO, CITY OF	SWD	CEW	1.4	0.352
Taylor	PERRY, CITY OF	SWD	OSW	0.1	0
Pinellas	PINELLAS CO.-SOUTH CROSS BAYOU	SWD	OSW	20	10.77
Hillsborough	PLANT CITY WRF	SWD	OSW	4.5	5.069
Broward	PLANTATION, CITY OF	DWI	DW	18.9	10.958
Volusia	PORT ORANGE, CITY OF	SWD	CEW	0.999	0.545
Volusia	PORT ORANGE, CITY OF	SWD	WL	0.999	0.095
St. Lucie	PORT ST LUCIE-GLADES	DWI	DW	12	4.905
St. Lucie	PORT ST. LUCIE UTILITY-WESTPORT	DWI	DW	6	3.128
Gadsden	QUINCY, CITY OF	SWD	OSW	1.5	1.1
Brevard	ROCKLEDGE, CITY OF	DWI	DW	4.5	0.71
Seminole	SANFORD-NORTH & SOUTH	SWD	OSW	1	0.194
Lee	SANIBEL-DONAX	DWI	DW	3.31	0.23
Santa Rosa	SANTA ROSA CO.-NAVARRE BEACH	SWD	CEW	0.9	0.32
Sarasota	SARASOTA CO.-NORTH	DWI	DW	20	5
Sarasota	SARASOTA CO.-SOUTH (VENICE GARDENS)	DWI	DW	7.9	0.96
Sarasota	SARASOTA, CITY OF	DWI	DW	14	1.63
Sarasota	SARASOTA, CITY OF	SWD	CEW	10.2	1.53
Palm Beach	SEACOAST UTILITIES PGA	DWI	DW	19.6	1.38

Florida Department of Environmental Protection  
2019 Reuse Inventory

County	Reuse System Name	Disposal Type	Disposal Sub-Type	Capacity (mgd)*	Flow (mgd)
Palm Beach	SOUTH CENTRAL REGIONAL	DWI	DW	18.65	9.61
Palm Beach	SOUTH CENTRAL REGIONAL	SWD	OO	24	0.3
Walton	SOUTH WALTON UTILITY COMPANY	OTH	OTH	1.35	0
Walton	SOUTH WALTON UTILITY COMPANY	SWD	WL	2	0.091
St. Johns	ST. AUGUSTINE, CITY OF	SWD	CEW	4.95	3.453
Osceola	ST. CLOUD-SOUTHSIDE #2	DWI	DW	2	0.211
St. Johns	ST. JOHNS CO.-ANASTASIA ISLAND	SWD	CEW	4.95	2.44
St. Johns	ST. JOHNS CO.-INNLET BEACH	SWD	OSW	0.5	0.063
St. Johns	ST. JOHNS CO.-MAINLAND (S.R. 207)	SWD	OSW	0.075	0
St. Johns	ST. JOHNS CO.-MARSH LANDING PONTE VEDRA LAKES	SWD	OSW	0.8	0.259
St. Johns	ST. JOHNS CO.-NORTHWEST	SWD	OSW	0.9	0.006
St. Johns	ST. JOHNS CO.-PLAYERS CLUB SOUTH	SWD	OSW	0.7	0.23
St. Johns	ST. JOHNS CO.-SAWGRASS	SWD	OSW	1.2	0.314
St. Lucie	ST. LUCIE CO.-SOUTH HUTCHINSON	SWD	OSW	0.95	0.017
Pinellas	ST. PETERSBURG MASTER URBAN REUSE SYSTEM	DWI	DW	56	12.403
Bradford	STARKE, CITY OF	SWD	OSW	0.98	0.57
Martin	STUART, CITY OF	DWI	DW	4	1.624
Hillsborough	TAMPA, CITY OF-HOWARD F. CURREN	SWD	CEW	96	55.2
Pinellas	TARPON SPRINGS, CITY OF	SWD	CEW	4	0.47
Brevard	TITUSVILLE REUSE SYSTEM	SWD	OSW	4.68	1.91
Polk	TOHO-POINCIANA	SWD	WL	0.255	0
Charlotte	TOWN AND COUNTRY UTILITY BABCOCK RANCH	OTH	OO	1	0.048
Broward	TOWN OF DAVIE	DWI	DW	3.5	1.012
Alachua	UNIVERSITY OF FLORIDA-LAKE ALICE	DWI	DW	3	0.78
Duval	US NAS JACKSONVILLE	SWD	OSW	2.3	0.323
Sarasota	VENICE, CITY OF-PROJECT WAVE	SWD	CEW	3	0
Indian River	VERO BEACH, CITY OF	DWI	DW	9.72	0.35

Florida Department of Environmental Protection  
2019 Reuse Inventory

County	Reuse System Name	Disposal Type	Disposal Sub-Type	Capacity (mgd)*	Flow (mgd)
Palm Beach	VILLAGE OF WELLINGTON WWTP	DWI	DW	6.5	3.06
Seminole	WEKIVA HUNT CLUB	SWD	OSW	0.87	0.15
Brevard	WEST MELBOURNE, CITY OF (RAY BULLARD)	DWI	DW	6	0.85
Palm Beach	WEST PALM BEACH-EAST CENTRAL REGIONAL	DWI	DW	70	25.86
Orange	WINTER GARDEN, CITY OF	SWD	OSW	1.75	1.39
Polk	WINTER HAVEN SERVICE AREA 3	SWD	OSW	7.5	3.9
<b>Totals</b>				<b>1,928.44</b>	<b>798.38</b>

Note:  
\* Where the capacity of a system was unknown, the maximum average flow or permitted capacity of the system was reported, whichever was less. Where a disposal system capacity was reported above the permit capacity, the permit capacity controls.

## Appendix F. Public Access Reuse Customers and Cooling Towers

County	Reuse System Name	Residences	Golf Courses	Parks	Schools	Cooling Towers	Unique Uses
Alachua	ALACHUA, CITY OF	0	0	0	0	1	Cooling Water
Alachua	GRU-KANAPAHA	1,429	1	1	1	0	Water Features, Parks and Trails, Tanker Truck for Construction and Irrigation, Demonstration Project, Fire Protection
Alachua	GRU-MAIN STREET	0	0	1	0	1	Satellite Energy Generation and Cooling Tower
Alachua	UNIVERSITY OF FLORIDA-LAKE ALICE	0	1	0	1	1	Steam Production at Power Plant
Baker	BAKER CORRECTIONAL INSTITUTION	0	0	0	0	0	Toilet Flushing
Bay	BAY CO.-MILITARY POINT REGIONAL	0	0	0	0	0	None Listed
Bay	LYNN HAVEN, CITY OF	648	1	1	1	0	None Listed
Bay	PANAMA CITY BEACH, CITY OF	1,437	0	3	2	0	None Listed
Brevard	BCUD-BAREFOOT BAY	0	1	0	0	0	None Listed
Brevard	BCUD-NORTH BREVARD REGIONAL	56	1	0	0	0	None Listed
Brevard	BCUD-PORT ST. JOHN	0	0	0	0	0	None Listed
Brevard	BCUD-SOUTH BEACHES	890	1	0	0	0	Toilet Flushing
Brevard	BCUD-SOUTH CENTRAL REGIONAL	1,382	4	4	1	0	Decorative Fountains, Viera Wetlands, Fire Protection
Brevard	BCUD-SYKES CREEK	1,101	1	1	0	0	Plant Nursery
Brevard	CAPE CANAVERAL, CITY OF	700	0	7	2	0	Reuse Sent to Port Canaveral and Cocoa Beach
Brevard	COCOA BEACH, CITY OF	1,898	2	13	2	0	Fire Protection, Athletic Fields
Brevard	COCOA, CITY OF	1,983	1	13	7	1	Concrete Mixing, Cooling Water, Toilet Flushing
Brevard	MELBOURNE-NORTH & SOUTH SERVICE AREA	925	2	6	2	0	None Listed
Brevard	PALM BAY, CITY OF	402	0	1	0	1	Cooling Water
Brevard	ROCKLEDGE, CITY OF	1,708	1	6	1	0	Fire Protection
Brevard	THE GREAT OUTDOORS GOLF/R V RESORT	1,615	1	0	0	0	None Listed
Brevard	TITUSVILLE REUSE SYSTEM	2,022	2	8	6	0	Medians, Sends Reclaim to Great Outdoors, Fire Protection



Florida Department of Environmental Protection  
2019 Reuse Inventory

County	Reuse System Name	Residences	Golf Courses	Parks	Schools	Cooling Towers	Unique Uses
Brevard	WEST MELBOURNE, CITY OF (RAY BULLARD)	2,101	0	2	0	0	None Listed
Broward	BROWARD CO. NORTH REGIONAL	13	0	0	1	0	None Listed
Broward	HOLLYWOOD, CITY OF	0	5	7	1	0	City-Owned Nursery and Medians
Broward	MIRAMAR, CITY OF WWTF	1,734	0	11	5	0	Decorative Water Feature
Broward	PLANTATION, CITY OF	0	0	0	0	0	Irrigation Trucks
Broward	POMPANO BEACH	980	2	5	2	0	Residential Gardens
Broward	TOWN OF DAVIE	0	1	0	1	0	Toilet Flushing
Charlotte	CHARLOTTE CO UTILITIES MASTER REUSE SYSTEM	1,545	9	3	0	0	Medians, Plant Beds, Sports Complex, Concrete Mixing
Charlotte	CHARLOTTE CO.-BURNT STORE	5	0	0	0	0	Irrigation of Plant Beds at Burnt Store Lakes
Charlotte	CHARLOTTE CORRECTIONAL INSTITUTION	0	0	0	0	0	Toilet Flushing and Laundry Service
Charlotte	ENGLEWOOD WATER DISTRICT SOUTH	2,704	4	2	1	0	Watering Clay Tennis Courts, Fire Protection
Charlotte	RIVERWOOD UTILITIES	1,324	0	0	0	0	None Listed
Charlotte	TOWN AND COUNTRY UTILITY BABCOCK RANCH	0	0	0	0	0	None Listed
Citrus	CITRUS CO.-MEADOWCREST	0	1	0	0	0	None Listed
Citrus	CITRUS CO.-POINT OF WOODS	0	1	0	0	0	None Listed
Citrus	CRYSTAL RIVER, CITY OF	0	0	0	0	1	Power Plant
Citrus	INVERNESS, CITY OF	0	1	0	0	0	None Listed
Clay	CCUA-RECLAIMED DISTRIBUTION	13,175	4	1	4	1	Cooling Water
Clay	GREEN COVE SPRINGS, CITY OF	0	1	0	0	0	None Listed
Clay	ORANGE PARK WWTF	0	0	0	0	0	Sends Reclaim to CCUA-Miller Street for Treatment and Reuse
Collier	AVE MARIA UTILITY CO	1,115	0	3	2	0	None Listed
Collier	COLLIER CO.-NORTH & SOUTH	20,213	16	5	2	1	Cooling Water
Collier	EVERGLADES CITY, CITY OF	12	0	0	0	0	None Listed
Collier	MARCO ISLAND, CITY OF (MARCO ISLAND UTILITIES)	0	3	3	2	0	None Listed

Florida Department of Environmental Protection  
2019 Reuse Inventory

County	Reuse System Name	Residences	Golf Courses	Parks	Schools	Cooling Towers	Unique Uses
Collier	NAPLES, CITY OF	1,350	10	9	4	2	Cooling Water
Collier	PORT OF THE ISLANDS COMMUNITY IMPROVEMENT DISTRICT	321	0	0	0	0	Fire Protection
Columbia	COLUMBIA CORRECTIONAL INSTITUTION	0	0	0	0	0	On-site Laundry, Toilet Flushing
DeSoto	ARCADIA, CITY OF	8	1	1	0	0	None Listed
Duval	JACKSONVILLE BEACH	0	1	1	0	0	City Landscaping, Cemeteries, Belt Press
Duval	JEA-DISTRICT II	0	0	0	0	2	Pump Seal Lubricant, Dust Suppression, Scrubber Makeup, Cooling Water
Duval	JEA-SOUTH GRID	15,500	7	3	4	0	None Listed
Duval	US NAS JACKSONVILLE	0	2	0	0	0	None Listed
Escambia	ECUA-CENTRAL WRF	0	0	0	0	2	Sulfur Dioxide Scrubber, Cooling Water, Paper Mill
Escambia	ECUA-PENSACOLA BEACH	0	0	0	0	0	None Listed
Flagler	BUNNELL, CITY OF	0	1	0	0	0	Commercial Nursery
Flagler	DUNES COMMUNITY DEVELOPMENT DISTRICT	1,175	2	0	0	0	None Listed
Flagler	FLAGLER CO.-PLANTATION BAY	0	1	0	0	0	None Listed
Flagler	PALM COAST SERVICE AREA 1	896	3	3	2	0	None Listed
Flagler	PALM COAST SERVICE AREA 2	0	0	0	0	0	None Listed
Franklin	APALACHICOLA WWTF	0	0	15	0	0	None Listed
Franklin	CARRABELLE, CITY OF	0	1	1	0	0	Toilet Flushing at Franklin Correctional Institution
Gadsden	GRETNA, CITY OF	0	0	0	0	0	Irrigation at Hackney Flower Nursery
Hamilton	WHITE SPRINGS, TOWN OF	0	0	0	0	0	Phosphate Mining
Hardee	HARDEE CO.-BOWLING GREEN	0	0	0	0	0	Mining Operation
Hardee	HARDEE CO.-WAUCHULA HILLS	0	0	0	0	0	Phosphate Mining Use
Hardee	WAUCHULA, CITY OF	0	0	0	0	0	Phosphate Mining Use
Hernando	BROOKSVILLE, CITY OF	269	1	0	0	0	Mining Operation
Hernando	HERNANDO CO.-SPRING HILL	0	4	0	0	0	None Listed

Florida Department of Environmental Protection  
2019 Reuse Inventory

County	Reuse System Name	Residences	Golf Courses	Parks	Schools	Cooling Towers	Unique Uses
Highlands	LAKE PLACID, TOWN OF - NORTH	0	0	0	0	0	None Listed
Hillsborough	COUNTRY MEADOWS-GOLDEN LAKES (CW UTILITY SYSTEMS)	0	2	0	0	0	None Listed
Hillsborough	HILLSBOROUGH CO. - SOUTH - CENTRAL COUNTY REUSE SYSTEM	6,411	7	3	14	4	Cooling Water and Salinity Barrier
Hillsborough	HILLSBOROUGH CO.-NORTHWEST REUSE SYSTEM	11,654	7	4	7	1	Cooling Water and Process Water at Biosolids Management Facility
Hillsborough	MACDILL AIR FORCE BASE	0	2	0	0	0	None Listed
Hillsborough	PLANT CITY WRF	14	1	7	2	4	Fire Protection, Dust Control, Contractor Fill Station, Cooling Water
Hillsborough	TAMPA, CITY OF-HOWARD F. CURREN	3,316	0	10	7	1	Irrigation Trucks, Dust Control, In-Plant Reuse, Cooling Water
Indian River	IRCUD-WEST REGIONAL	0	8	0	0	0	Wetlands Creation
Indian River	VERO BEACH, CITY OF	115	3	6	1	0	None Listed
Jefferson	JEFFERSON CORRECTIONAL INSTITUTION	0	0	0	0	0	Toilet Flushing
Jefferson	MONTICELLO, CITY OF	0	0	0	0	0	Plant Nurseries
Lake	CLERMONT-EAST	6,080	2	1	0	0	None Listed
Lake	EUSTIS, CITY OF	507	2	4	0	0	Cemetery Irrigation
Lake	GROVELAND-SAMPEY RD.	928	0	45	0	0	None Listed
Lake	GROVELAND-SUNSHINE PARKWAY	1,574	0	33	0	0	None Listed
Lake	LADY LAKE WWTF	80	0	19	0	0	Sports Complex, Interconnected with the Villages
Lake	LAKE GROVES UTILITIES	697	0	0	0	0	None Listed
Lake	LEESBURG, CITY OF	1,905	1	0	0	0	None Listed
Lake	MINNEOLA, CITY OF	0	0	0	0	0	None Listed
Lake	MOUNT DORA, CITY OF	1,695	0	0	1	0	None Listed
Lake	PENNBROOKE UTILITIES INC.	0	1	0	0	0	None Listed
Lake	PINE ISLAND WWTF	0	1	0	0	0	None Listed
Lake	TAVARES/WOODLEA ROAD	510	0	0	0	0	Cemetery Irrigation
Lake	THE VILLAGES-VILLAGES	0	6	8	0	0	None Listed

Florida Department of Environmental Protection  
2019 Reuse Inventory

County	Reuse System Name	Residences	Golf Courses	Parks	Schools	Cooling Towers	Unique Uses
Lee	BONITA SPRINGS-RESOURCE CONSERVATION SYS.	6,665	6	5	0	0	Secondary Supply for Fire Protection
Lee	CAPE CORAL, WATER INDEPENDENCE FOR	53,448	0	25	11	0	Fire Protection
Lee	CROSS CREEK COUNTRY CLUB	0	1	0	0	0	None Listed
Lee	EAGLE RIDGE	0	1	0	0	0	None Listed
Lee	FGUA-DEL PRADO WWTF (FKA NORTH FORT MYERS UTILITY)	500	6	0	0	0	Fire Protection
Lee	FGUA-LAKE FAIRWAYS FFEC SIX	0	1	0	0	0	None Listed
Lee	FGUA-LEHIGH ACRES	0	2	0	0	0	None Listed
Lee	FGUA-SOUTH SEAS PLANTATION	0	1	0	0	0	None Listed
Lee	FIDDLESTICKS COUNTRY CLUB	0	2	0	0	0	None Listed
Lee	FOREST UTILITIES	0	2	0	0	0	None Listed
Lee	FORT MYERS CITY CENTRAL	0	3	2	0	3	Cooling Water
Lee	GASPARILLA ISLAND WATER	1	1	0	0	0	None Listed
Lee	HUNTER'S RIDGE	0	1	0	0	0	None Listed
Lee	LEE CO.-FIESTA VILLAGE	0	4	1	1	0	Medians
Lee	LEE CO.-FORT MYERS BEACH	0	4	3	0	0	Road Medians
Lee	LEE CO.-GATEWAY SERVICES DISTRICT	3,800	0	0	0	0	None Listed
Lee	LEE CO.-PINE ISLAND WWTP	0	0	0	0	0	None Listed
Lee	LEE CO.-THREE OAKS	0	6	1	0	0	Roadway Medians
Lee	SANIBEL-DONAX	13	3	1	1	0	None Listed
Leon	TALLAHASSEE, CITY OF-T.P. SMITH	0	1	0	1	0	Toilet Flushing
Levy	CEDAR KEY	0	0	0	0	0	None Listed
Manatee	BRADEN RIVER UTILITIES MASTER REUSE	15,351	7	9	10	0	Wholesale Purchaser and Distributor
Manatee	BRADENTON, CITY OF	0	1	0	1	0	Irrigation Truck, Sends Reclaim to BRU
Manatee	MANATEE CO. MASTER REUSE SYSTEM	12,244	7	18	7	0	Toilet Flushing, Fire Protection
Manatee	PALMETTO, CITY OF	2,301	1	14	5	0	Fire Protection

Florida Department of Environmental Protection  
2019 Reuse Inventory

County	Reuse System Name	Residences	Golf Courses	Parks	Schools	Cooling Towers	Unique Uses
Marion	BELLEVIEW, CITY OF	0	2	0	0	0	None Listed
Marion	FGUA-JULIETTE FALLS	0	0	0	0	0	None Listed
Marion	MARION CO.-NW REGIONAL (GOLDEN OCALA)	0	1	0	0	0	None Listed
Marion	MARION CO.-OAK RUN	0	3	0	0	0	None Listed
Marion	MARION CO.-SILVER SPRINGS SHORES	0	1	0	0	0	None Listed
Marion	MARION CO.-STONECREST	0	1	0	0	0	None Listed
Marion	MARION CORRECTIONAL INSTITUTION	0	0	0	0	0	Toilet Flushing
Marion	OCALA WRF #2	35	1	4	0	0	Interconnected with Ocala WRF #1 and WRF #2
Marion	OCALA WRF #3	0	2	2	0	0	Airport Subsurface Irrigation, Dust Control, Horse Farm, Tree Farm, Firefighter Training and Sports Complex
Marion	ON TOP OF THE WORLD/BAY LAUREL	0	2	0	0	0	Fill Station
Martin	INDIANTOWN COMPANY	0	0	0	0	1	Cogeneration Plant
Martin	MARTIN CO.-NORTH	1,000	1	1	1	0	Pressurized IQ Pump Station Feeds Reuse System
Martin	MARTIN CO.-SOUTH (TROPICAL FARMS)	250	8	1	0	0	Blended with Nanofiltration Concentration
Martin	MARTIN CORRECTIONAL INSTITUTION	0	0	0	0	0	Toilet Flushing and Laundry
Martin	SAILFISH POINT	0	1	0	0	0	None Listed
Martin	SOUTH MARTIN REGIONAL UTILITY	75	4	0	1	0	None Listed
Martin	STUART, CITY OF	0	0	4	0	0	Athletic Complexes
Miami-Dade	MDWASD CENTRAL DISTRICT	0	0	0	0	0	none listed
Miami-Dade	MDWASD NORTH DISTRICT	0	0	0	0	0	Flushing, Washdown, Pump Seal Lubricant, and Onsite Irrigation
Miami-Dade	MDWASD SOUTH DISTRICT	0	0	0	0	0	Cooling Water, Flushing, Washdown, Pump Seal Lubricant, and Onsite Irrigation
Monroe	FCAA-BIG COPPITT	126	0	0	0	0	None Listed
Monroe	FCAA-DUCK KEY (HAWKS CAY)	183	0	0	0	0	Landscape Irrigation at Hawks Cay Resort
Monroe	KEY COLONY BEACH, CITY OF	0	1	4	0	0	Irrigation Truck for Remote Parks
Monroe	KEY WEST RESORT UTILITY	0	1	1	0	0	Toilet Flushing and Fire Protection

Florida Department of Environmental Protection  
2019 Reuse Inventory

County	Reuse System Name	Residences	Golf Courses	Parks	Schools	Cooling Towers	Unique Uses
Monroe	MARATHON AREA 4 WWTF	0	0	0	0	0	None Listed
Monroe	NORTH KEY LARGO WWTF AT OCEAN REEF	0	3	0	0	0	None Listed
Nassau	JEA-NASSAU REGIONAL (SUN RAY)	0	2	0	0	0	None Listed
Nassau	NASSAU AMELIA UTILITIES	0	3	0	0	0	None Listed
Okaloosa	DESTIN WATER USERS	605	2	0	0	0	Sports Complex Irrigation
Okaloosa	FORT WALTON BEACH GENERAL REUSE SERVICE AREA	0	1	0	0	0	Overflow Retention Tank High Pressure Cleaning System, Fire Protection
Okaloosa	HURLBURT FIELD AIR FORCE BASE	0	0	3	0	4	Fire Fighter Training, Aircraft Rinse Rack, Cooling Water, Athletic Field, Boat and Equipment Washing
Okaloosa	NICEVILLE-NV REGIONAL (VALPARAISO)	492	0	2	1	0	Cemetery
Okaloosa	OKALOOSA-ARBENNIE PRITCHETT	0	1	0	0	0	Sends Reclaim to Ft. Walton Beach Golf Course
Okeechobee	OKEECHOBEE UTILITY AUTHORITY	0	0	0	0	0	None Listed
Orange	AOPKA-PROJECT ARROW	10,131	2	8	4	0	Sends flow to Mt. Dora
Orange	CONSERV II DISTRIBUTION CENTER	0	3	0	0	0	Fire Protection
Orange	FAIRWAYS COUNTRY CLUB	0	1	0	0	0	None Listed
Orange	OCOEE, CITY OF	5,948	1	2	6	0	Toilet Flushing
Orange	OCUD-EASTERN SERVICE AREA	11,609	1	24	12	4	Cooling Water, Power Generation
Orange	OCUD-NORTHWEST SERVICE AREA	0	0	0	0	0	Toilet Flushing, Fire Protection
Orange	OCUD-SOUTH SERVICE AREA	4,809	11	31	7	0	Irrigation at Sea World, Toilet Flushing
Orange	ORLANDO-CONSERV II	643	1	25	3	3	Use at Universal Studios, Fire Protection, Cooling Water, Sends Reclaim to Conserv II Distribution Center
Orange	ORLANDO-WATER CONSERV I	6,340	2	96	7	1	Fire Protection, Toilet Flushing, Cooling Water
Orange	REEDY CREEK IMPROVEMENT DISTRICT	0	4	0	0	6	Use at Disney for Toilet Flushing, Fire Protection, Filling Stations, Street and Sidewalk Washdown, Vehicle Washing, Tree Farm Irrigation, Construction Dust Control, Equipment Washing, Process Water)
Orange	WEDGEFIELD SUBDIVISION	0	1	0	0	0	None Listed

Florida Department of Environmental Protection  
2019 Reuse Inventory

County	Reuse System Name	Residences	Golf Courses	Parks	Schools	Cooling Towers	Unique Uses
Orange	WINTER GARDEN, CITY OF	5,153	1	24	0	0	None Listed
Orange	WINTER PARK, CITY OF	0	2	1	1	0	Cemetery Irrigation
Osceola	KISSIMMEE GOOD SAMARITAN RETIREMENT VILLAGE	215	1	1	0	0	None Listed
Osceola	ST. CLOUD-SOUTHSIDE #2	7,316	1	26	5	0	Sludge Press and Clarifier Wash Water, Fire Protection
Osceola	TOHO-CAMELOT	7,326	6	10	3	2	Toilet Flushing, Power Plants, Cooling Water
Osceola	TOHO-HARMONY	1,013	0	0	0	0	None Listed
Osceola	TOHO-PARKWAY	2,600	1	0	0	0	Cemetery Irrigation
Osceola	TOHO-POINCIANA	5,294	2	0	2	0	Sends Reclaim to TWA's Kissimmee Service Area
Osceola	TOHO-SANDHILL ROAD	4,316	1	0	0	0	None Listed
Palm Beach	BOCA RATON, CITY OF (PROJECT IRIS)	1,190	6	6	4	1	Toilet Flushing, Cooling Water
Palm Beach	LOXAHATCHEE ENV. CONTROL DIST.	3,859	13	14	3	0	Process Water, Sports Complex, Wildlife Sanctuary, Community Garden, Fire Protection
Palm Beach	PALM BEACH CO. SOUTHERN REGION	6,062	7	2	1	0	Wakodahatchee and Green Cay Wetlands, Fire Protection
Palm Beach	PALM BEACH CO.-CENTRAL REGION RWF	7,294	1	0	1	0	Receives Reclaim from WPB-East Central Region
Palm Beach	SEACOAST UTILITIES PGA	0	12	2	0	0	Sends Reclaim to Loxahatchee
Palm Beach	SOUTH CENTRAL REGIONAL	400	9	13	4	0	None Listed
Palm Beach	VILLAGE OF WELLINGTON WWTP	0	0	4	0	0	Medians
Palm Beach	WEST PALM BEACH-EAST CENTRAL REGIONAL	0	0	1	0	3	Power Generation, Cooling Water, Irrigation at Sports Complex
Pasco	DADE CITY, CITY OF	0	0	0	0	0	None Listed
Pasco	FGUA-SEVEN SPRINGS WWTF	2,234	1	3	4	0	Commercial Irrigation
Pasco	NEW PORT RICHEY, CITY OF	391	0	8	8	0	Sends Reclaim to Pasco County, Fire Protection
Pasco	PASCO CO. MASTER REUSE SYSTEM	17,591	14	7	13	1	Waste to Energy Facility, Cooling Water
Pasco	ZEPHYRHILLS, CITY OF	16	1	6	2	0	None Listed

Florida Department of Environmental Protection  
2019 Reuse Inventory

County	Reuse System Name	Residences	Golf Courses	Parks	Schools	Cooling Towers	Unique Uses
Pinellas	CLEARWATER CITY OF MASTER REUSE SYSTEM	6,145	5	15	13	0	Sends Reclaim to Pinellas Co.
Pinellas	DUNEDIN, CITY OF-MAINLAND	3,525	2	62	5	1	Cooling Water, Commercial Use
Pinellas	LARGO, CITY OF	2,773	6	14	6	6	Fire Protection, Cooling Towers, and Process Water at Biosolids Facility
Pinellas	OLDSMAR, CITY OF	1,869	0	8	1	1	Ice Skating Rink, Cooling Water, Medians, Public Building, Commercial Use, Fire Protection, Sends Reclaim to Pinellas Co.
Pinellas	ON TOP OF THE WORLD	540	1	0	0	0	None Listed
Pinellas	PINELLAS CO.-SOUTH CROSS BAYOU	22,016	6	85	7	0	Biosolids Facility, Commercial Use, Wholesale Customers, Fire Protection
Pinellas	PINELLAS CO.-WILLIAM E. DUNN WATER RECLAMATION FACILITY	5,993	12	1	11	1	Cooling Water
Pinellas	ST. PETERSBURG MASTER URBAN REUSE SYSTEM	10,350	7	93	60	14	Back-Up Source for Toilet Flushing at Water Resource Complex, Non-Contact Cooling Water
Pinellas	TARPON SPRINGS, CITY OF	1,769	1	10	4	0	Fire Protection
Polk	AUBURNDALE, CITY OF-ALLRED	0	0	0	0	1	Cooling Water for Power Plant
Polk	AUBURNDALE, CITY OF-REGIONAL	0	0	1	0	0	Natural System Restoration (Wetlands)
Polk	BARTOW, CITY OF	0	0	0	0	0	Power Plant, Cooling Water
Polk	CAREFREE RV COUNTRY CLUB WWTF	0	1	0	0	0	None Listed
Polk	CYPRESS LAKES UTILITIES, INC.	0	2	0	0	0	None Listed
Polk	FORT MEADE, CITY OF	0	0	0	0	0	none listed
Polk	HAINES CITY	0	1	3	0	0	BCR Sludge Neutralization Process Water
Polk	LAKE WALES, CITY OF	212	1	1	0	0	Soccer Park
Polk	LAKELAND, CITY OF	0	0	0	0	3	Power Plants, Cooling Water, Fire Protection
Polk	MULBERRY CITY OF	0	0	0	0	0	Power Plant
Polk	POLK CO.-NORTHEAST REGIONAL	4,223	1	1	2	0	Sends Reclaim to Toho Water Authority
Polk	POLK CO.-NORTHWEST REGIONAL	1,446	1	1	0	0	None Listed
Polk	POLK CO.-SOUTHWEST REGIONAL WWTP	1,969	3	1	0	0	Fire Protection, Sends Reclaim to Lakeland
Polk	STREAMSONG WWTF	0	1	0	0	0	None Listed



Florida Department of Environmental Protection  
2019 Reuse Inventory

County	Reuse System Name	Residences	Golf Courses	Parks	Schools	Cooling Towers	Unique Uses
Polk	SWEETWATER GOLF & TENNIS CLUB	0	1	0	0	0	None Listed
Polk	WINTER HAVEN SERVICE AREA 2	893	2	3	1	0	Fire Protection
Polk	WINTER HAVEN SERVICE AREA 3	0	0	0	0	0	Fire Protection
Putnam	PALATKA, CITY OF	0	1	0	1	0	None Listed
Putnam	RIVER PARK MHP	0	1	0	0	0	None Listed
Santa Rosa	HOLLEY-NAVARRE WATER SYSTEMS, INC.	0	1	0	0	0	None Listed
Santa Rosa	PACE WATER SYSTEM, INC.	1,321	1	3	3	0	Toilet Flushing, Fire Protection
Santa Rosa	SOUTH SANTA ROSA UTILITY SYSTEM (GULF BREEZE-TIGER POINT)	1,064	1	2	1	0	None Listed
Sarasota	CAMELOT LAKES	0	0	1	0	0	None Listed
Sarasota	NORTH PORT, CITY OF	1,345	2	8	0	0	None Listed
Sarasota	SARASOTA CO.-NORTH	5,150	11	3	0	0	Toilet Flushing
Sarasota	SARASOTA CO.-SOUTH (VENICE GARDENS)	218	7	0	0	0	None Listed
Sarasota	SARASOTA, CITY OF	24	5	11	3	0	Decorative Fountains, Industrial Applications, Sends Reclaim to BRU
Sarasota	VENICE, CITY OF-PROJECT WAVE	2,130	5	2	0	0	Sends Reclaim to Sarasota Co.-Venice Gardens, Fire Protection
Seminole	ALTAMONTE SPRINGS, CITY OF (PROJECT APRICOT)	8,887	0	9	13	1	Toilet Flushing, Cooling Water, Sends Reclaim to City of Apopka
Seminole	CASSELBERRY, CITY OF	1,778	1	7	0	0	Irrigation of Medians, Landscape Areas, and Cemetery
Seminole	FGUA-CHULUOTA		0	0	0	0	Sends Reclaim to City of Oviedo
Seminole	ORLANDO-IRON BRIDGE	0	0	0	0	0	Orlando Easterly Wetlands Park, Sends Reclaim to City of Oviedo and Orlando Water Conserv I
Seminole	OVIEDO, CITY OF (ALAFAYA UTILITIES)	3,462	1	12	4	0	Commercial Use
Seminole	PALM VALLEY	281	0	0	0	0	Decorative Pond
Seminole	SANFORD-NORTH & SOUTH	3,510	2	15	6	1	Cooling Water
Seminole	SEMINOLE CO.-GREENWOOD LAKES	0	0	0	0	0	Car Wash

Florida Department of Environmental Protection  
2019 Reuse Inventory

County	Reuse System Name	Residences	Golf Courses	Parks	Schools	Cooling Towers	Unique Uses
Seminole	SEMINOLE CO.-NORTHWEST (YANKEE LAKE)	2,328	1	1	1	0	Toilet Flushing
Seminole	WEKIVA HUNT CLUB	106	1	0	0	0	Plant Nursery, Sends Reclaim to Apopka
Seminole	WINTER SPRINGS EAST	1,036	1	2	0	0	None Listed
Seminole	WINTER SPRINGS WEST	714	0	3	4	0	None Listed
St. Johns	JEA-PONTE VEDRA	0	1	0	0	0	None Listed
St. Johns	ST. JOHNS CO.-ANASTASIA ISLAND	217	1	0	0	0	None Listed
St. Johns	ST. JOHNS CO.-INNLET BEACH	0	2	0	0	0	None Listed
St. Johns	ST. JOHNS CO.-MAINLAND (S.R. 207)	0	1	0	0	0	None Listed
St. Johns	ST. JOHNS CO.-MARSH LANDING PONTE VEDRA LAKES	0	2	0	0	0	None Listed
St. Johns	ST. JOHNS CO.-NORTHWEST	702	2	0	0	0	Medians, Fire Protection
St. Johns	ST. JOHNS CO.-PLAYERS CLUB SOUTH	0	1	0	0	0	None Listed
St. Johns	ST. JOHNS CO.-SAWGRASS	0	1	0	0	0	None Listed
St. Lucie	FORT PIERCE UTILITY AUTHORITY	0	0	0	0	0	None Listed
St. Lucie	HARBOUR RIDGE P.U.D.	0	2	0	0	0	None Listed
St. Lucie	HUTCHINSON-ISLAND DUNES	0	1	0	0	0	None Listed
St. Lucie	MEADOWOOD COMMUNITY (PANTHER WOODS)	0	1	0	0	0	None Listed
St. Lucie	PORT ST. LUCIE UTILITY-WESTPORT	752	4	0	0	0	Fire Protection
St. Lucie	SPANISH LAKES FAIRWAYS	0	1	0	0	0	None Listed
St. Lucie	ST. LUCIE CO.-NORTH (HOLIDAY PINES)	0	1	0	0	0	None Listed
St. Lucie	ST. LUCIE CO.-NORTH HUTCHINSON	155	0	1	0	0	Dune Line Restoration
St. Lucie	ST. LUCIE CO.-SOUTH HUTCHINSON	104	0	0	0	0	None Listed
St. Lucie	ST. LUCIE WEST	5,162	3	9	6	0	None Listed
Sumter	THE VILLAGES-LITTLE SUMTER SERVICE AREA (LSSA)	0	8	7	0	0	None Listed
Sumter	THE VILLAGES-NSU MASTER REUSE SYSTEM	0	15	0	0	0	None Listed

Florida Department of Environmental Protection  
2019 Reuse Inventory

County	Reuse System Name	Residences	Golf Courses	Parks	Schools	Cooling Towers	Unique Uses
Sumter	WILDWOOD, CITY OF	0	1	1	0	0	Sends Reclaim to Villages-NSU Master Reuse, Tank Hose Down, Pump Seal Lubricant, Chlorination Carrier
Suwannee	LIVE OAK, CITY OF	0	1	1	0	0	Reuse Filling Station
Taylor	PERRY, CITY OF	0	0	0	0	3	Cooling Water
Volusia	DAYTONA REUSE IMPLEMENTATION PROJECT (DRIP)	1,927	6	6	7	3	Cooling Water
Volusia	DELAND, CITY OF	3,571	1	7	3	0	None Listed
Volusia	DELTONA, CITY OF	569	1	0	1	0	None Listed
Volusia	EDGEWATER, CITY OF	3,165	0	1	0	0	Fire Protection
Volusia	HOLLY HILL, CITY OF	0	1	1	1	0	None Listed
Volusia	NEW SMYRNA BEACH, CITY OF	2,705	5	6	0	0	Irrigation of Berms at WWTP, Sport Complex
Volusia	ORMOND BEACH	3,003	2	7	3	0	Fire Protection
Volusia	PORT ORANGE, CITY OF	7,606	2	4	7	0	Recharge Reservoir
Volusia	VCUD-SOUTHEAST REGIONAL	0	0	0	0	0	None Listed
Volusia	VCUD-SOUTHWEST REGIONAL	1,640	1	0	0	0	None Listed
Volusia	VCUD-SOUTHWEST WWTF-2	194	1	1	1	0	None Listed
Wakulla	ST. MARKS WWTF	0	0	0	0	1	Cooling Tower at Purdom Generating Station
Walton	SOUTH WALTON UTILITY COMPANY	0	4	0	0	0	None Listed
Walton	WALTON CO.-EAST REUSE SYSTEM	0	2	0	0	0	None Listed
Walton	WALTON CO.-SANDESTIN	0	4	0	0	0	None Listed
Washington	CHIPLEY, CITY OF	0	1	1	0	0	None Listed
<b>Totals</b>		<b>455,510</b>	<b>529</b>	<b>1,126</b>	<b>394</b>	<b>89</b>	

## Appendix G. Edible Crop Inventory

County	Reuse System Name	Name of Agricultural Operation	Crops Irrigated	Irrigation Method	Area (acres)
DeSoto	ARCADIA, CITY OF	Brewer Citrus	Oranges	Microjet	60
DeSoto	ARCADIA, CITY OF	Eugene H Turner III, Inc.	Oranges	Microjet	58
DeSoto	ARCADIA, CITY OF	James D & Walter Brewer	Oranges	Microjet	43
DeSoto	ARCADIA, CITY OF	Pepper Grove (Pepper)	Oranges	Microjet	80
DeSoto	ARCADIA, CITY OF	Sunny South (Mixon Grove)	Grapefruit	Microjet	85
Hillsborough	HILLSBOROUGH CO.-NORTHWEST REUSE SYSTEM	Bay Tree Farm	Citrus	Sprinkler System	6
Hillsborough	HILLSBOROUGH CO.-NORTHWEST REUSE SYSTEM	Woodham Citrus Grove	Citrus	Sprinkler System	12
Hillsborough	PLANT CITY WRF	Johnson Orange Grove	Oranges	Microjet	57
Hillsborough	PLANT CITY WRF	Willaford Orange Grove	Oranges	Microjet	46
Lake	TAVARES/WOODLEA ROAD	Caldwell Citrus Groves	Oranges	Misters	104
Lake	TAVARES/WOODLEA ROAD	May & Whitaker Family Partnership Limited	Oranges	Misters	30
Manatee	BRADENTON, CITY OF	Mixon Fruit Farms, Inc.	Citrus, Bamboo	Microjet	65
Manatee	MANATEE CO. MASTER REUSE SYSTEM	Auburndale Fruit Company	Watermelon	Drip Irrigation	150
Manatee	MANATEE CO. MASTER REUSE SYSTEM	Blossom Groves	Citrus	Microjet	650
Manatee	MANATEE CO. MASTER REUSE SYSTEM	Manatee Fruit Company/Harlee Farms	Tomatoes, Gladiolas	Seepage Irrigation	1,136
Okeechobee	OKEECHOBEE UTILITY AUTHORITY	Williamson Cattle Company	Citrus	Microjet	781
Orange	APOPKA-PROJECT ARROW	Bronson Nurseries	Citrus	Microjet	258
Orange	CONSERV II DISTRIBUTION CENTER	Butler, Ruth Ann	Citrus	Under Tree Micro Sprinkler	39
Orange	CONSERV II DISTRIBUTION CENTER	Cannion, Kevin	Citrus	Under Tree Micro Sprinkler	9
Orange	CONSERV II DISTRIBUTION CENTER	Cannon, Benjamin C.	Citrus	Under Tree Micro Sprinkler	5
Orange	CONSERV II DISTRIBUTION CENTER	Catherine Ross Groves (4)	Citrus	Under Tree Micro Sprinkler	197
Orange	CONSERV II DISTRIBUTION CENTER	Chicone Groves (2)	Citrus	Under Tree Micro Sprinkler	209

Florida Department of Environmental Protection  
2019 Reuse Inventory

County	Reuse System Name	Name of Agricultural Operation	Crops Irrigated	Irrigation Method	Area (acres)
Orange	CONSERV II DISTRIBUTION CENTER	Clonts Groves, Inc.	Citrus	Under Tree Micro Sprinkler	530
Orange	CONSERV II DISTRIBUTION CENTER	CRA-MAR Groves, Inc.	Citrus	Under Tree Micro Sprinkler	90
Orange	CONSERV II DISTRIBUTION CENTER	Creeden, Kyle & Ashley	Citrus	Under Tree Micro Sprinkler	3
Orange	CONSERV II DISTRIBUTION CENTER	Davis Grove Service (Hall Blk.)	Citrus	Under Tree Micro Sprinkler	9
Orange	CONSERV II DISTRIBUTION CENTER	Eddy Groves	Citrus	Under Tree Micro Sprinkler	94
Orange	CONSERV II DISTRIBUTION CENTER	Extreme Groves Investments, LLC	Citrus	Under Tree Micro Sprinkler	60
Orange	CONSERV II DISTRIBUTION CENTER	Fabry, Carl & Pat	Citrus	Under Tree Micro Sprinkler	38
Orange	CONSERV II DISTRIBUTION CENTER	Fabry, Paul	Citrus	Under Tree Micro Sprinkler	9
Orange	CONSERV II DISTRIBUTION CENTER	Ford, Les	Citrus	Under Tree Micro Sprinkler	9
Orange	CONSERV II DISTRIBUTION CENTER	Gleason Groves	Citrus	Under Tree Micro Sprinkler	40
Orange	CONSERV II DISTRIBUTION CENTER	Gotthard, Darrell	Fruits, Vegetables	Under Tree Micro Sprinkler, Impact Sprinkler	4
Orange	CONSERV II DISTRIBUTION CENTER	Hamlin Retail Partners West, LLC (2)	Citrus	Under Tree Micro Sprinkler	79
Orange	CONSERV II DISTRIBUTION CENTER	Hamlin Retail Partners, LLC	Citrus	Under Tree Micro Sprinkler	38
Orange	CONSERV II DISTRIBUTION CENTER	Hickory, LLC	Citrus	Under Tree Micro Sprinkler	95
Orange	CONSERV II DISTRIBUTION CENTER	Jack ross Groves (2)	Citrus	Under Tree Micro Sprinkler	90
Orange	CONSERV II DISTRIBUTION CENTER	Jen Florida, LLC	Citrus	Under Tree Micro Sprinkler	35
Orange	CONSERV II DISTRIBUTION CENTER	Jones, Dayne A. & Lisa A.	Citrus	Under Tree Micro Sprinkler	40
Orange	CONSERV II DISTRIBUTION CENTER	Lake Ingram FA/FV Groves	Citrus	Under Tree Micro Sprinkler	30
Orange	CONSERV II DISTRIBUTION CENTER	Lake Louisa, LLC	Citrus	Under Tree Micro Sprinkler	50
Orange	CONSERV II DISTRIBUTION CENTER	McKinnon Corporation	Citrus	Under Tree Micro Sprinkler	250
Orange	CONSERV II DISTRIBUTION CENTER	Orihuela, Alberto	Citrus	Under Tree Micro Sprinkler	3
Orange	CONSERV II DISTRIBUTION CENTER	Peacock, Clawson	Fruits, Vegetables	Under Tree Micro Sprinkler, Impact Sprinkler	6
Orange	CONSERV II DISTRIBUTION CENTER	Phillips Management, LLP	Citrus	Under Tree Micro Sprinkler	2
Orange	CONSERV II DISTRIBUTION CENTER	SLF IV/Boyd Horizon West JV LLC	Citrus	Under Tree Micro Sprinkler	40
Orange	CONSERV II DISTRIBUTION CENTER	Southern Hill Farms, Inc.	Blueberries	Drip Irrigation	40
Orange	CONSERV II DISTRIBUTION CENTER	White, Maurice	Fruits, Vegetables	Under Tree Micro Sprinkler	2

Florida Department of Environmental Protection  
2019 Reuse Inventory

County	Reuse System Name	Name of Agricultural Operation	Crops Irrigated	Irrigation Method	Area (acres)
Pasco	DADE CITY, CITY OF	Larkin Site	Citrus	Drip Irrigation, Microjet	256
Pasco	PASCO CO. MASTER REUSE SYSTEM	EpcO Ranch Citrus Grove-North & South	Citrus	Microjet	341
Pasco	PASCO CO. MASTER REUSE SYSTEM	Price/Altman Groves	Citrus	Microjet	150
Polk	LAKE WALES, CITY OF	Bellevue Avenue, LLC (aka San Juan Citrus LLC)	Oranges, Tangerines, Tangelos	Micro Sprinkler	37
Polk	LAKE WALES, CITY OF	TriBen LLC (aka Lake Belle Grove)	Valencia Oranges	Microjet Irrigation	25
Polk	WINTER HAVEN SERVICE AREA 2	Grove Reuse	Oranges, Grapefruit	Microjet	63
Sarasota	SARASOTA, CITY OF	Hi-Hat Groves	Citrus	Microjet	900
Sarasota	SARASOTA, CITY OF	Hi-Hat Ranch	Fruit, Vegetables	Drip Irrigation	650
Seminole	SANFORD-NORTH & SOUTH	Dutch Mill Nursery	Citrus	Drip Irrigation, Microjet	8
Seminole	SANFORD-NORTH & SOUTH	Hoops Farm	Strawberries, Peas, Beans, Corn, Herbs	Underground Tile	9
Seminole	SANFORD-NORTH & SOUTH	SITE 10	Citrus	Microjet	270
Volusia	VCUD-SOUTHEAST REGIONAL	Volusia County Orange Grove operation	Oranges, Grapefruit	Drip Irrigation	67
<b>Total Acreage</b>					<b>8,543</b>

**Appendix H. Charges for Use of Reclaimed Water**

County	Reuse System Name	Charge Category	Charge/ month/ connection	Charge/1000 gal
Alachua	ALACHUA, CITY OF	NRES	\$8.24	\$0.75
Alachua	GRU-KANAPAHA	NRES	\$9.10	\$0.95
Alachua	GRU-KANAPAHA	RES D	\$9.10	\$0.95
Alachua	GRU-MAIN STREET	NRES	\$9.10	\$0.95
Alachua	UNIVERSITY OF FLORIDA-LAKE ALICE	NRES	\$0.00	\$0.00
Bay	BAY CO.-MILITARY POINT REGIONAL	NRES	\$0.00	\$0.38
Bay	LYNN HAVEN, CITY OF	NRES	\$6.00	\$0.00
Bay	LYNN HAVEN, CITY OF	RES D	\$6.00	\$0.00
Bay	PANAMA CITY BEACH, CITY OF	RES D	\$8.87	\$0.75
Brevard	BCUD-BAREFOOT BAY	NRES	\$0.00	\$0.00
Brevard	BCUD-NORTH BREVARD REGIONAL	RES D	\$6.00	\$0.00
Brevard	BCUD-NORTH BREVARD REGIONAL	NRES	\$41.67	\$0.00
Brevard	BCUD-PORT ST. JOHN	NRES	\$1,000.00	\$0.00
Brevard	BCUD-SOUTH BEACHES	RES D	\$6.00	\$0.00
Brevard	BCUD-SOUTH BEACHES	NRES	\$1,000.00	\$0.00
Brevard	BCUD-SOUTH CENTRAL REGIONAL	RES D	\$6.00	\$0.00
Brevard	BCUD-SOUTH CENTRAL REGIONAL	NRES	\$20.00	\$0.00
Brevard	BCUD-SYKES CREEK	RES D	\$6.00	\$0.00
Brevard	BCUD-SYKES CREEK	NRES	\$1,000.00	\$0.00
Brevard	CAPE CANAVERAL, CITY OF	RES D	\$7.70	\$0.00
Brevard	CAPE CANAVERAL, CITY OF	NRES	\$30.84	\$0.00
Brevard	COCOA BEACH, CITY OF	NRES	\$0.00	\$0.00
Brevard	COCOA BEACH, CITY OF	RES D	\$11.74	\$0.00
Brevard	COCOA, CITY OF	NRES	\$9.65	\$0.66

Florida Department of Environmental Protection  
2019 Reuse Inventory

County	Reuse System Name	Charge Category	Charge/ month/ connection	Charge/1000 gal
Brevard	COCOA, CITY OF	RES D	\$9.65	\$0.00
Brevard	MELBOURNE-NORTH & SOUTH SERVICE AREA	RES D	\$8.55	\$0.00
Brevard	MELBOURNE-NORTH & SOUTH SERVICE AREA	NRES	\$42.75	\$0.00
Brevard	PALM BAY, CITY OF	RES D	\$10.79	\$0.00
Brevard	PALM BAY, CITY OF	NRES	\$14.00	\$0.52
Brevard	ROCKLEDGE, CITY OF	NRES	\$10.00	\$1.00
Brevard	ROCKLEDGE, CITY OF	RES D	\$10.00	\$0.00
Brevard	THE GREAT OUTDOORS GOLF/R V RESORT	NRES	\$0.00	\$0.00
Brevard	THE GREAT OUTDOORS GOLF/R V RESORT	RES D	\$0.00	\$0.00
Brevard	TITUSVILLE REUSE SYSTEM	NRES	\$8.00	\$0.00
Brevard	TITUSVILLE REUSE SYSTEM	RES D	\$8.00	\$0.00
Brevard	WEST MELBOURNE, CITY OF (RAY BULLARD)	RES D	\$14.69	\$0.00
Broward	BROWARD CO. NORTH REGIONAL	NRES	\$12.37	\$0.70
Broward	BROWARD CO. NORTH REGIONAL	RES D	\$12.37	\$0.70
Broward	HOLLYWOOD, CITY OF	NRES	\$0.00	\$0.10
Broward	MIRAMAR, CITY OF WWTF	NRES	\$0.00	\$0.00
Broward	MIRAMAR, CITY OF WWTF	RES D	\$0.00	\$0.00
Broward	POMPANO BEACH	RES D	\$8.52	\$0.93
Broward	POMPANO BEACH	NRES	\$42.59	\$2.71
Broward	TOWN OF DAVIE	NRES	\$0.00	\$0.86
Charlotte	CHARLOTTE CO UTILITIES MASTER REUSE SYSTEM	NRES	\$2.68	\$0.32
Charlotte	CHARLOTTE CO UTILITIES MASTER REUSE SYSTEM	RES D	\$2.68	\$0.32
Charlotte	CHARLOTTE CO.-BURNT STORE	NRES	\$2.68	\$0.21
Charlotte	CHARLOTTE CO.-BURNT STORE	RES D	\$2.68	\$0.32
Charlotte	ENGLEWOOD WATER DISTRICT SOUTH	NRES	\$0.00	\$0.29
Charlotte	ENGLEWOOD WATER DISTRICT SOUTH	RES D	\$0.00	\$0.29



Florida Department of Environmental Protection  
2019 Reuse Inventory

County	Reuse System Name	Charge Category	Charge/ month/ connection	Charge/1000 gal
Charlotte	RIVERWOOD UTILITIES	NRES	\$0.00	\$0.00
Charlotte	RIVERWOOD UTILITIES	RES	\$16.86	\$0.80
Charlotte	TOWN AND COUNTRY UTILITY BABCOCK RANCH	NRES	\$0.00	\$0.00
Citrus	CITRUS CO.-MEADOWCREST	NRES	\$0.00	\$0.15
Citrus	CITRUS CO.-POINT OF WOODS	NRES	\$0.00	\$0.00
Citrus	INVERNESS, CITY OF	NRES	\$0.00	\$0.25
Clay	CCUA-RECLAIMED DISTRIBUTION	RES	\$16.10	\$0.79
Clay	CCUA-RECLAIMED DISTRIBUTION	NRES	\$80.52	\$1.56
Clay	GREEN COVE SPRINGS, CITY OF	NRES	\$0.00	\$0.00
Collier	AVE MARIA UTILITY CO	NRES	\$8.04	\$0.76
Collier	AVE MARIA UTILITY CO	RES	\$8.04	\$0.76
Collier	COLLIER CO.-NORTH & SOUTH	RES	\$7.28	\$0.63
Collier	COLLIER CO.-NORTH & SOUTH	NRES	\$33.17	\$0.48
Collier	EVERGLADES CITY, CITY OF	RES	\$0.00	\$0.00
Collier	MARCO ISLAND, CITY OF (MARCO ISLAND UTILITIES)	NRES	\$3.00	\$1.80
Collier	NAPLES, CITY OF	RES	\$10.67	\$0.70
Collier	NAPLES, CITY OF	NRES	\$170.73	\$0.46
Collier	PORT OF THE ISLANDS COMMUNITY IMPROVEMENT DISTRICT	NRES	\$0.00	\$3.64
Collier	PORT OF THE ISLANDS COMMUNITY IMPROVEMENT DISTRICT	RES	\$0.00	\$1.45
DeSoto	ARCADIA, CITY OF	NRES	\$0.00	\$0.00
DeSoto	ARCADIA, CITY OF	RES	\$0.00	\$0.00
Duval	JACKSONVILLE BEACH	NRES	\$0.00	\$0.00
Duval	JEA-SOUTH GRID	NRES	\$63.00	\$0.37
Duval	JEA-SOUTH GRID	RES	\$63.00	\$4.33

Florida Department of Environmental Protection  
2019 Reuse Inventory

County	Reuse System Name	Charge Category	Charge/ month/ connection	Charge/1000 gal
Duval	US NAS JACKSONVILLE	NRES	\$0.00	\$0.00
Escambia	ECUA-CENTRAL WRF	NRES	\$0.00	\$0.00
Escambia	ECUA-PENSACOLA BEACH	NRES	\$0.00	\$0.00
Flagler	BEACH HAVEN WWTF	RES	\$0.00	\$0.00
Flagler	BUNNELL, CITY OF	NRES	\$500.00	\$0.00
Flagler	DUNES COMMUNITY DEVELOPMENT DISTRICT	RES	\$17.23	\$0.80
Flagler	DUNES COMMUNITY DEVELOPMENT DISTRICT	NRES	\$10,398.00	\$0.40
Flagler	FLAGLER CO.-PLANTATION BAY	NRES	\$0.00	\$0.07
Flagler	PALM COAST SERVICE AREA 1	NRES	\$7.09	\$2.13
Flagler	PALM COAST SERVICE AREA 1	RES	\$7.09	\$1.06
Flagler	PALM COAST SERVICE AREA 2	NRES	\$0.00	\$0.65
Flagler	PALM COAST SERVICE AREA 2	RES	\$6.69	\$1.00
Franklin	APALACHICOLA WWTF	NRES	\$0.00	\$0.00
Franklin	CARRABELLE, CITY OF	NRES	\$297.00	\$0.32
Hernando	BROOKSVILLE, CITY OF	NRES	\$0.00	\$0.31
Hernando	BROOKSVILLE, CITY OF	RES	\$0.00	\$0.00
Hernando	HERNANDO CO.-SPRING HILL	NRES	\$0.00	\$0.29
Hillsborough	COUNTRY MEADOWS-GOLDEN LAKES (CW UTILITY SYSTEMS)	NRES	\$0.00	\$0.00
Hillsborough	HILLSBOROUGH CO. - SOUTH - CENTRAL COUNTY REUSE SYSTEM	NRES	\$4.36	\$0.62
Hillsborough	HILLSBOROUGH CO. - SOUTH - CENTRAL COUNTY REUSE SYSTEM	RES	\$4.36	\$0.27
Hillsborough	HILLSBOROUGH CO.-NORTHWEST REUSE SYSTEM	NRES	\$4.36	\$0.62
Hillsborough	HILLSBOROUGH CO.-NORTHWEST REUSE SYSTEM	RES	\$4.36	\$0.27
Hillsborough	MACDILL AIR FORCE BASE	NRES	\$0.00	\$0.00

Florida Department of Environmental Protection  
2019 Reuse Inventory

County	Reuse System Name	Charge Category	Charge/ month/ connection	Charge/1000 gal
Hillsborough	PLANT CITY WRF	RES D	\$3.86	\$1.21
Hillsborough	PLANT CITY WRF	NRES	\$0.00	\$0.28
Hillsborough	TAMPA, CITY OF-HOWARD F. CURREN	NRES	\$0.00	\$1.60
Hillsborough	TAMPA, CITY OF-HOWARD F. CURREN	RES D	\$0.00	\$1.60
Indian River	IRCUD-WEST REGIONAL	NRES	\$0.00	\$0.21
Indian River	VERO BEACH, CITY OF	NRES	\$0.00	\$0.67
Indian River	VERO BEACH, CITY OF	RES D	\$0.00	\$0.67
Lake	CLERMONT-EAST	NRES	\$0.00	\$0.30
Lake	CLERMONT-EAST	RES D	\$0.00	\$3.00
Lake	EUSTIS, CITY OF	NRES	\$0.00	\$0.73
Lake	EUSTIS, CITY OF	RES D	\$0.00	\$1.45
Lake	GROVELAND-SAMPEY RD.	RES D	\$2.75	\$2.70
Lake	GROVELAND-SUNSHINE PARKWAY	RES D	\$2.75	\$2.70
Lake	LADY LAKE WWTF	NRES	\$11.98	\$2.47
Lake	LADY LAKE WWTF	RES D	\$11.98	\$2.47
Lake	LAKE GROVES UTILITIES	RES D	\$7.82	\$1.48
Lake	LEESBURG, CITY OF	NRES	\$4.59	\$2.06
Lake	LEESBURG, CITY OF	RES D	\$4.59	\$1.56
Lake	MOUNT DORA, CITY OF	NRES	\$9.54	\$1.02
Lake	MOUNT DORA, CITY OF	RES D	\$9.96	\$0.50
Lake	PENNBROOKE UTILITIES INC.	NRES	\$0.00	\$0.00
Lake	PINE ISLAND WWTF	NA	\$0.00	\$0.00
Lake	TAVARES/WOODLEA ROAD	NRES	\$10.19	\$1.04
Lake	TAVARES/WOODLEA ROAD	RES D	\$11.98	\$1.24
Lake	THE VILLAGES-VILLAGES	NRES	\$0.00	\$0.00
Lee	BONITA SPRINGS-RESOURCE CONSERVATION SYS.	NRES	\$0.00	\$0.68

Florida Department of Environmental Protection  
2019 Reuse Inventory

County	Reuse System Name	Charge Category	Charge/ month/ connection	Charge/1000 gal
Lee	BONITA SPRINGS-RESOURCE CONSERVATION SYS.	RES D	\$6.95	\$1.51
Lee	CAPE CORAL, WATER INDEPENDENCE FOR	RES D	\$9.50	\$0.00
Lee	CAPE CORAL, WATER INDEPENDENCE FOR	NRES	\$2,613.60	\$0.50
Lee	CROSS CREEK COUNTRY CLUB	NRES	\$0.00	\$0.00
Lee	EAGLE RIDGE	NRES	\$0.00	\$0.00
Lee	FGUA-DEL PRADO WWTF (FKA NORTH FORT MYERS UTILITY)	NRES	\$0.00	\$0.34
Lee	FGUA-LAKE FAIRWAYS FFEC SIX	NRES	\$0.00	\$0.30
Lee	FGUA-LEHIGH ACRES	NRES	\$0.00	\$0.58
Lee	FGUA-SOUTH SEAS PLANTATION	NRES	\$0.00	\$0.00
Lee	FIDDLESTICKS COUNTRY CLUB	NRES	\$0.00	\$0.00
Lee	FOREST UTILITIES	NRES	\$0.00	\$0.12
Lee	FORT MYERS CITY CENTRAL	NRES	\$0.00	\$1.07
Lee	GASPARILLA ISLAND WATER	NRES	\$0.00	\$0.00
Lee	HUNTER'S RIDGE	NRES	\$1,273.18	\$0.00
Lee	LEE CO.-FIESTA VILLAGE	NRES	\$0.00	\$0.55
Lee	LEE CO.-FIESTA VILLAGE	RES D	\$0.00	\$0.55
Lee	LEE CO.-FORT MYERS BEACH	NRES	\$0.00	\$0.55
Lee	LEE CO.-FORT MYERS BEACH	RES D	\$0.00	\$0.55
Lee	LEE CO.-GATEWAY SERVICES DISTRICT	NRES	\$0.00	\$0.00
Lee	LEE CO.-GATEWAY SERVICES DISTRICT	RES D	\$0.00	\$0.00
Lee	LEE CO.-PINE ISLAND WWTP	NRES	\$0.00	\$0.55
Lee	LEE CO.-PINE ISLAND WWTP	RES D	\$0.00	\$0.55
Lee	LEE CO.-THREE OAKS	NRES	\$0.00	\$0.55
Lee	LEE CO.-THREE OAKS	RES D	\$0.00	\$0.55
Lee	SANIBEL-DONAX	NRES	\$0.00	\$0.64

Florida Department of Environmental Protection  
2019 Reuse Inventory

County	Reuse System Name	Charge Category	Charge/ month/ connection	Charge/1000 gal
Lee	SANIBEL-DONAX	RESD	\$0.00	\$2.97
Leon	TALLAHASSEE, CITY OF-T.P. SMITH	NRES	\$0.00	\$1.32
Manatee	BRADEN RIVER UTILITIES MASTER REUSE	NRES	\$0.00	\$0.70
Manatee	BRADEN RIVER UTILITIES MASTER REUSE	RESD	\$0.00	\$1.20
Manatee	BRADENTON, CITY OF	RESD	\$5.41	\$0.63
Manatee	BRADENTON, CITY OF	NRES	\$21.63	\$0.51
Manatee	MANATEE CO. MASTER REUSE SYSTEM	NRES	\$0.00	\$0.21
Manatee	MANATEE CO. MASTER REUSE SYSTEM	RESD	\$0.00	\$0.89
Manatee	PALMETTO, CITY OF	NRES	\$13.62	\$0.00
Manatee	PALMETTO, CITY OF	RESD	\$13.62	\$0.00
Marion	BELLEVIEW, CITY OF	NRES	\$0.00	\$0.14
Marion	MARION CO.-NW REGIONAL (GOLDEN OCALA)	NRES	\$0.00	\$0.00
Marion	MARION CO.-OAK RUN	NRES	\$0.00	\$0.19
Marion	MARION CO.-SILVER SPRINGS SHORES	NRES	\$0.00	\$0.16
Marion	MARION CO.-STONECREST	NRES	\$0.00	\$0.50
Marion	OCALA WRF #2	NRES	\$0.00	\$0.07
Marion	OCALA WRF #2	RESD	\$4.95	\$0.55
Marion	OCALA WRF #3	NRES	\$4.95	\$0.55
Marion	OCALA WRF #3	RESD	\$4.95	\$0.55
Marion	ON TOP OF THE WORLD/BAY LAUREL	NRES	\$6.45	\$1.18
Martin	MARTIN CO.-NORTH	NRES	\$0.00	\$0.50
Martin	MARTIN CO.-NORTH	RESD	\$0.00	\$0.50
Martin	MARTIN CO.-SOUTH (TROPICAL FARMS)	NRES	\$0.00	\$0.50
Martin	MARTIN CO.-SOUTH (TROPICAL FARMS)	RESD	\$0.00	\$0.50
Martin	SAILFISH POINT	NRES	\$0.00	\$0.00
Martin	SOUTH MARTIN REGIONAL UTILITY	NRES	\$0.00	\$1.28

Florida Department of Environmental Protection  
2019 Reuse Inventory

County	Reuse System Name	Charge Category	Charge/ month/ connection	Charge/1000 gal
Martin	SOUTH MARTIN REGIONAL UTILITY	RES D	\$0.00	\$0.00
Martin	STUART, CITY OF	NRES	\$0.00	\$2.34
Miami-Dade	MDWASD NORTH DISTRICT	NRES	\$0.00	\$0.00
Monroe	FKAA-BIG COPPITT	NRES	\$0.00	\$6.49
Monroe	FKAA-BIG COPPITT	RES D	\$0.00	\$6.49
Monroe	FKAA-DUCK KEY (HAWKS CAY)	NRES	\$0.00	\$6.49
Monroe	FKAA-DUCK KEY (HAWKS CAY)	RES D	\$0.00	\$6.49
Monroe	KEY COLONY BEACH, CITY OF	NRES	\$0.00	\$0.00
Monroe	KEY WEST RESORT UTILITY	NRES	\$0.00	\$2.02
Monroe	NORTH KEY LARGO WWTF AT OCEAN REEF	NRES	\$0.00	\$3.21
Nassau	JEA-NASSAU REGIONAL (SUN RAY)	NRES	\$63.00	\$4.33
Nassau	NASSAU AMELIA UTILITIES	NRES	\$0.00	\$0.00
Okaloosa	DESTIN WATER USERS	NRES	\$0.00	\$0.33
Okaloosa	DESTIN WATER USERS	RES D	\$0.00	\$0.33
Okaloosa	FORT WALTON BEACH GENERAL REUSE SERVICE AREA	NRES	\$0.00	\$0.00
Okaloosa	HURLBURT FIELD AIR FORCE BASE	NRES	\$0.00	\$0.00
Okaloosa	NICEVILLE-NV REGIONAL (VALPARAISO)	NRES	\$0.00	\$0.00
Okaloosa	NICEVILLE-NV REGIONAL (VALPARAISO)	RES D	\$0.00	\$0.00
Orange	APOPKA-PROJECT ARROW	RES D	\$8.05	\$1.39
Orange	APOPKA-PROJECT ARROW	NRES	\$9.67	\$2.47
Orange	CONSERV II DISTRIBUTION CENTER	NRES	\$19.92	\$0.87
Orange	FAIRWAYS COUNTRY CLUB	NRES	\$0.00	\$0.00
Orange	OCOEE, CITY OF	NRES	\$9.01	\$2.30
Orange	OCOEE, CITY OF	RES D	\$9.01	\$0.95
Orange	OCUD-EASTERN SERVICE AREA	RES D	\$3.86	\$1.05
Orange	OCUD-EASTERN SERVICE AREA	NRES	\$19.34	\$0.84

Florida Department of Environmental Protection  
2019 Reuse Inventory

County	Reuse System Name	Charge Category	Charge/ month/ connection	Charge/1000 gal
Orange	OCUD-NORTHWEST SERVICE AREA	RES D	\$3.86	\$1.05
Orange	OCUD-NORTHWEST SERVICE AREA	NRES	\$19.34	\$0.84
Orange	OCUD-SOUTH SERVICE AREA	RES D	\$3.86	\$1.05
Orange	OCUD-SOUTH SERVICE AREA	NRES	\$19.34	\$0.84
Orange	ORLANDO-CONSERV II	RES D	\$0.00	\$0.81
Orange	ORLANDO-CONSERV II	NRES	\$0.00	\$0.69
Orange	ORLANDO-WATER CONSERV I	NRES	\$0.00	\$0.69
Orange	ORLANDO-WATER CONSERV I	RES D	\$0.00	\$0.81
Orange	REEDY CREEK IMPROVEMENT DISTRICT	NRES	\$102.61	\$0.85
Orange	WEDGEFIELD SUBDIVISION	NRES	\$0.00	\$0.00
Orange	WINTER GARDEN, CITY OF	NRES	\$0.00	\$0.00
Orange	WINTER GARDEN, CITY OF	RES D	\$6.18	\$1.53
Orange	WINTER PARK, CITY OF	NRES	\$0.00	\$0.00
Osceola	KISSIMMEE GOOD SAMARITAN RETIREMENT VILLAGE	NRES	\$0.00	\$0.00
Osceola	KISSIMMEE GOOD SAMARITAN RETIREMENT VILLAGE	RES D	\$0.00	\$0.00
Osceola	ST. CLOUD-SOUTHSIDE #2	RES D	\$5.01	\$0.63
Osceola	ST. CLOUD-SOUTHSIDE #2	NRES	\$16.70	\$2.71
Osceola	TOHO-CAMELOT	RES D	\$3.49	\$2.02
Osceola	TOHO-CAMELOT	NRES	\$11.66	\$4.84
Osceola	TOHO-HARMONY	RES D	\$3.49	\$2.02
Osceola	TOHO-HARMONY	NRES	\$11.66	\$4.84
Osceola	TOHO-PARKWAY	RES D	\$3.49	\$2.02
Osceola	TOHO-PARKWAY	NRES	\$11.66	\$4.84
Osceola	TOHO-POINCIANA	RES D	\$3.49	\$2.02
Osceola	TOHO-POINCIANA	NRES	\$11.66	\$4.84
Osceola	TOHO-SANDHILL ROAD	RES D	\$3.49	\$2.02

Florida Department of Environmental Protection  
2019 Reuse Inventory

County	Reuse System Name	Charge Category	Charge/ month/ connection	Charge/1000 gal
Osceola	TOHO-SANDHILL ROAD	NRES	\$11.66	\$4.84
Palm Beach	BOCA RATON, CITY OF (PROJECT IRIS)	RES	\$11.49	\$0.52
Palm Beach	BOCA RATON, CITY OF (PROJECT IRIS)	NRES	\$25.75	\$0.44
Palm Beach	LOXAHATCHEE ENV. CONTROL DIST.	NRES	\$0.00	\$0.72
Palm Beach	LOXAHATCHEE ENV. CONTROL DIST.	RES	\$0.00	\$0.58
Palm Beach	PALM BEACH CO. SOUTHERN REGION	RES	\$3.54	\$0.31
Palm Beach	PALM BEACH CO. SOUTHERN REGION	NRES	\$41.27	\$0.31
Palm Beach	PALM BEACH CO.-CENTRAL REGION RWF	RES	\$3.46	\$0.31
Palm Beach	PALM BEACH CO.-CENTRAL REGION RWF	NRES	\$106.67	\$0.31
Palm Beach	SEACOAST UTILITIES PGA	NRES	\$8.37	\$0.34
Palm Beach	SOUTH CENTRAL REGIONAL	NRES	\$0.00	\$0.28
Palm Beach	SOUTH CENTRAL REGIONAL	RES	\$0.00	\$1.00
Palm Beach	VILLAGE OF WELLINGTON WWTP	NRES	\$0.00	\$0.00
Palm Beach	WEST PALM BEACH-EAST CENTRAL REGIONAL	NRES	\$0.00	\$0.00
Pasco	FGUA-SEVEN SPRINGS WWTF	NRES	\$0.00	\$0.50
Pasco	FGUA-SEVEN SPRINGS WWTF	RES	\$0.00	\$0.50
Pasco	NEW PORT RICHEY, CITY OF	RES	\$9.75	\$0.00
Pasco	NEW PORT RICHEY, CITY OF	NRES	\$73.80	\$0.00
Pasco	PASCO CO. MASTER REUSE SYSTEM	NRES	\$0.00	\$0.65
Pasco	PASCO CO. MASTER REUSE SYSTEM	RES	\$9.83	\$0.33
Pasco	ZEPHYRHILLS, CITY OF	NRES	\$0.00	\$0.16
Pasco	ZEPHYRHILLS, CITY OF	RES	\$0.00	\$0.32
Pinellas	CLEARWATER CITY OF MASTER REUSE SYSTEM	RES	\$14.89	\$1.24
Pinellas	CLEARWATER CITY OF MASTER REUSE SYSTEM	NRES	\$15.28	\$0.76
Pinellas	DUNEDIN, CITY OF-MAINLAND	NRES	\$14.18	\$0.25
Pinellas	DUNEDIN, CITY OF-MAINLAND	RES	\$14.18	\$0.50



Florida Department of Environmental Protection  
2019 Reuse Inventory

County	Reuse System Name	Charge Category	Charge/ month/ connection	Charge/1000 gal
Pinellas	LARGO, CITY OF	RESD	\$10.00	\$0.00
Pinellas	LARGO, CITY OF	NRES	\$28.00	\$0.85
Pinellas	OLDSMAR, CITY OF	NRES	\$0.00	\$0.50
Pinellas	OLDSMAR, CITY OF	RESD	\$7.60	\$0.95
Pinellas	ON TOP OF THE WORLD	NRES	\$0.00	\$0.00
Pinellas	ON TOP OF THE WORLD	RESD	\$0.00	\$0.00
Pinellas	PINELLAS CO.-SOUTH CROSS BAYOU	NRES	\$7.00	\$0.11
Pinellas	PINELLAS CO.-SOUTH CROSS BAYOU	RESD	\$23.00	\$0.00
Pinellas	PINELLAS CO.-WILLIAM E. DUNN WRM	NRES	\$7.00	
Pinellas	PINELLAS CO.-WILLIAM E. DUNN WRM	RESD	\$23.00	\$0.00
Pinellas	ST. PETERSBURG MASTER URBAN REUSE SYSTEM	NRES	\$31.39	\$0.88
Pinellas	ST. PETERSBURG MASTER URBAN REUSE SYSTEM	RESD	\$31.39	\$0.88
Pinellas	TARPON SPRINGS, CITY OF	RESD	\$3.00	\$0.99
Pinellas	TARPON SPRINGS, CITY OF	NRES	\$21.00	\$0.99
Polk	AUBURNDALE, CITY OF-ALLRED	NRES	\$0.00	\$0.00
Polk	AUBURNDALE, CITY OF-REGIONAL	NRES	\$0.00	\$0.00
Polk	CAREFREE RV COUNTRY CLUB WWTF	NRES	\$0.00	\$0.00
Polk	CYPRESS LAKES UTILITIES, INC.	NRES	\$0.00	\$0.00
Polk	HAINES CITY	NRES	\$0.00	\$0.56
Polk	LAKE WALES, CITY OF	NRES	\$0.00	\$0.17
Polk	LAKE WALES, CITY OF	RESD	\$0.00	\$0.47
Polk	LAKELAND, CITY OF	NRES		\$0.24
Polk	POLK CO.-NORTHEAST REGIONAL	NRES	\$0.00	\$0.45
Polk	POLK CO.-NORTHEAST REGIONAL	RESD	\$0.00	\$1.05
Polk	POLK CO.-NORTHWEST REGIONAL	NRES	\$0.00	\$0.45
Polk	POLK CO.-NORTHWEST REGIONAL	RESD	\$0.00	\$1.41

Florida Department of Environmental Protection  
2019 Reuse Inventory

County	Reuse System Name	Charge Category	Charge/ month/ connection	Charge/1000 gal
Polk	POLK CO.-SOUTHWEST REGIONAL WWTP	NRES	\$0.00	\$8.45
Polk	POLK CO.-SOUTHWEST REGIONAL WWTP	RES	\$0.00	\$1.41
Polk	STREAMSONG WWTF	NRES	\$0.00	\$0.00
Polk	SWEETWATER GOLF & TENNIS CLUB	NRES	\$0.00	\$0.00
Polk	WINTER HAVEN SERVICE AREA 2	RES	\$5.99	\$1.30
Polk	WINTER HAVEN SERVICE AREA 2	NRES	\$7.48	\$1.62
Polk	WINTER HAVEN SERVICE AREA 3	NRES	\$11.26	\$1.40
Putnam	PALATKA, CITY OF	NRES	\$0.00	\$0.00
Putnam	RIVER PARK MHP	NRES	\$0.00	\$0.00
Santa Rosa	HOLLEY-NAVARRE WATER SYSTEMS, INC.	NRES	\$0.00	\$0.00
Santa Rosa	PACE WATER SYSTEM, INC.	NRES	\$10.00	\$0.75
Santa Rosa	PACE WATER SYSTEM, INC.	RES	\$10.00	\$0.00
Santa Rosa	SOUTH SANTA ROSA UTILITY SYSTEM (GULF BREEZE-TIGER POINT)	NRES	\$0.00	\$0.00
Santa Rosa	SOUTH SANTA ROSA UTILITY SYSTEM (GULF BREEZE-TIGER POINT)	RES	\$6.00	\$0.00
Sarasota	NORTH PORT, CITY OF	NRES	\$0.00	\$0.55
Sarasota	NORTH PORT, CITY OF	RES	\$0.00	\$0.55
Sarasota	SARASOTA CO.-NORTH	NRES	\$0.00	\$0.25
Sarasota	SARASOTA CO.-NORTH	RES	\$0.00	\$0.44
Sarasota	SARASOTA CO.-SOUTH (VENICE GARDENS)	NRES	\$0.00	\$0.25
Sarasota	SARASOTA CO.-SOUTH (VENICE GARDENS)	RES	\$0.00	\$0.44
Sarasota	SARASOTA, CITY OF	NRES	\$0.00	\$0.46
Sarasota	SARASOTA, CITY OF	RES	\$0.00	\$1.19
Sarasota	VENICE, CITY OF-PROJECT WAVE	NRES	\$1.44	\$0.18
Sarasota	VENICE, CITY OF-PROJECT WAVE	RES	\$1.44	\$1.16

Florida Department of Environmental Protection  
2019 Reuse Inventory

County	Reuse System Name	Charge Category	Charge/ month/ connection	Charge/1000 gal
Seminole	ALTAMONTE SPRINGS, CITY OF (PROJECT APRICOT)	NRES	\$4.95	\$1.21
Seminole	ALTAMONTE SPRINGS, CITY OF (PROJECT APRICOT)	RES	\$15.40	\$0.00
Seminole	CASSELBERRY, CITY OF	RES	\$6.18	\$1.81
Seminole	CASSELBERRY, CITY OF	NRES	\$12.26	\$5.14
Seminole	OVIEDO, CITY OF (ALAFAYA UTILITIES)	RES	\$11.37	\$1.36
Seminole	OVIEDO, CITY OF (ALAFAYA UTILITIES)	NRES	\$91.03	\$1.36
Seminole	PALM VALLEY	RES	\$0.00	\$1.27
Seminole	SANFORD-NORTH & SOUTH	RES	\$5.93	\$1.21
Seminole	SANFORD-NORTH & SOUTH	NRES	\$29.39	\$1.18
Seminole	SEMINOLE CO.-GREENWOOD LAKES	NRES	\$5.79	\$0.77
Seminole	SEMINOLE CO.-GREENWOOD LAKES	RES	\$5.79	\$1.29
Seminole	SEMINOLE CO.-NORTHWEST (YANKEE LAKE)	NRES	\$5.79	\$0.77
Seminole	SEMINOLE CO.-NORTHWEST (YANKEE LAKE)	RES	\$5.79	\$1.29
Seminole	WEKIVA HUNT CLUB	RES	\$7.82	\$1.48
Seminole	WINTER SPRINGS EAST	NRES	\$0.00	\$0.59
Seminole	WINTER SPRINGS EAST	RES	\$4.43	\$0.85
Seminole	WINTER SPRINGS WEST	NRES	\$0.00	\$0.59
Seminole	WINTER SPRINGS WEST	RES	\$4.65	\$0.85
St. Johns	JEA-PONTE VEDRA	NRES	\$63.00	\$4.33
St. Johns	ST. JOHNS CO.-ANASTASIA ISLAND	NRES	\$6.29	\$1.44
St. Johns	ST. JOHNS CO.-ANASTASIA ISLAND	RES	\$7.73	\$1.76
St. Johns	ST. JOHNS CO.-INNLET BEACH	NRES	\$0.00	\$0.00
St. Johns	ST. JOHNS CO.-MAINLAND (S.R. 207)	NRES	\$0.00	\$0.00
St. Johns	ST. JOHNS CO.-MARSH LANDING PONTE VEDRA LAKES	NRES	\$0.00	\$0.00
St. Johns	ST. JOHNS CO.-NORTHWEST	NRES	\$0.00	\$0.00
St. Johns	ST. JOHNS CO.-NORTHWEST	RES	\$7.59	\$1.73

Florida Department of Environmental Protection  
2019 Reuse Inventory

County	Reuse System Name	Charge Category	Charge/ month/ connection	Charge/1000 gal
St. Johns	ST. JOHNS CO.-PLAYERS CLUB SOUTH	NRES	\$0.00	\$0.00
St. Johns	ST. JOHNS CO.-SAWGRASS	NRES	\$0.00	\$0.00
St. Lucie	HARBOUR RIDGE P.U.D.	NRES	\$0.00	\$0.00
St. Lucie	HUTCHINSON-ISLAND DUNES	NRES	\$0.00	\$0.00
St. Lucie	MEADOWOOD COMMUNITY (PANTHER WOODS)	NRES	\$0.00	\$0.00
St. Lucie	PORT ST. LUCIE UTILITY-WESTPORT	NRES	\$3.23	\$0.26
St. Lucie	SPANISH LAKES FAIRWAYS	NRES	\$0.00	\$0.00
St. Lucie	ST. LUCIE CO.-NORTH (HOLIDAY PINES)	NRES	\$0.00	\$0.00
St. Lucie	ST. LUCIE CO.-NORTH HUTCHINSON	NRES	\$0.00	\$3.19
St. Lucie	ST. LUCIE CO.-NORTH HUTCHINSON	RES D	\$0.00	\$3.19
St. Lucie	ST. LUCIE CO.-SOUTH HUTCHINSON	RES D	\$34.17	\$3.19
St. Lucie	ST. LUCIE WEST	RES D	\$18.45	\$0.00
St. Lucie	ST. LUCIE WEST	NRES	\$5,536.50	\$0.22
Sumter	SUMTER CORRECTIONAL INSTITUTION	NRES	\$0.00	\$0.00
Sumter	THE VILLAGES-LITTLE SUMTER SERVICE AREA (LSSA)	NRES	\$0.00	\$0.00
Sumter	THE VILLAGES-NSU MASTER REUSE SYSTEM	NRES	\$0.00	\$0.00
Sumter	WILDWOOD, CITY OF	NRES	\$1.86	\$1.15
Suwannee	LIVE OAK, CITY OF	NRES	\$10.00	\$0.25
Volusia	DAYTONA REUSE IMPLEMENTATION PROJECT (DRIP)	RES D	\$6.85	\$0.00
Volusia	DAYTONA REUSE IMPLEMENTATION PROJECT (DRIP)	NRES	\$342.50	\$0.00
Volusia	DELAND, CITY OF	NRES	\$0.00	\$2.20
Volusia	DELAND, CITY OF	RES D	\$0.00	\$1.20
Volusia	DELTONA, CITY OF	NRES	\$3.97	\$1.75
Volusia	DELTONA, CITY OF	RES D	\$3.97	\$1.75
Volusia	EDGEWATER, CITY OF	NRES	\$0.00	\$0.00
Volusia	EDGEWATER, CITY OF	RES D	\$9.50	\$0.95

Florida Department of Environmental Protection  
2019 Reuse Inventory

County	Reuse System Name	Charge Category	Charge/ month/ connection	Charge/1000 gal
Volusia	HOLLY HILL, CITY OF	NRES	\$300.00	\$0.10
Volusia	NEW SMYRNA BEACH, CITY OF	NRES	\$0.00	\$0.34
Volusia	NEW SMYRNA BEACH, CITY OF	RES D	\$11.20	\$2.24
Volusia	ORMOND BEACH	RES D	\$16.00	\$0.00
Volusia	ORMOND BEACH	NRES	\$123.19	\$0.10
Volusia	PORT ORANGE, CITY OF	RES D	\$14.58	\$0.39
Volusia	PORT ORANGE, CITY OF	NRES	\$330.40	\$5.25
Volusia	VCUD-SOUTHWEST REGIONAL	NRES	\$0.00	\$1.35
Volusia	VCUD-SOUTHWEST REGIONAL	RES D	\$6.96	\$1.55
Volusia	VCUD-SOUTHWEST WWTF-2	NRES	\$0.00	\$0.00
Volusia	VCUD-SOUTHWEST WWTF-2	RES D	\$6.79	\$1.51
Walton	SOUTH WALTON UTILITY COMPANY	NRES	\$0.00	\$0.00
Walton	SOUTH WALTON UTILITY COMPANY	RES D	\$0.00	\$0.00
Walton	WALTON CO.-EAST REUSE SYSTEM	NRES	\$0.00	\$0.00
Walton	WALTON CO.-SANDESTIN	NRES	\$0.00	\$0.00
Washington	CHIPLEY, CITY OF	NRES	\$0.00	\$0.00

**Appendix I. Domestic Wastewater Treatment Facilities (0.1 mgd and greater) with No Reuse**

County	WAFRID	Domestic WWTF Name*	DEP	WMD	WRCA	Cap (mgd)	Flow (mgd)	Data Current?
Baker	FL0040495	MACCLENNY, CITY OF WWTF	JAX	SJRWMD	Yes	1.3	0.661	Y
Bay	FL0170909	MILLVILLE AWT FACILITY	PEN	NFWWMD	No	5	2.1	Y
Bay	FL0020451	ST. ANDREWS WWTF	PEN	NFWWMD	No	5	3	Y
Broward	FLA041301	CORAL SPRINGS IMPROVEMENT DISTRICT WWTF	WPB	SFWMD	Yes	7.72	5.14	Y
Broward	FLA041378	FORT LAUDERDALE-G.T. LOHMEYER WWTF	WPB	SFWMD	Yes	55.7	37.262	Y
Broward	FLA041289	MARGATE, CITY OF WEST WWTF	WPB	SFWMD	Yes	10.1	7.5	Y
Broward	FLA013575	PEMBROKE PINES, CITY OF WWTF	WPB	SFWMD	Yes	10.45	7	Y
Broward	FLA041947	SUNRISE NO.1 WWTF (SPRINGTREE)	WPB	SFWMD	Yes	11.5	8.36	Y
Broward	FLA042641	SUNRISE NO.3 WWTF (SAWGRASS)	WPB	SFWMD	Yes	20	12.173	Y
Calhoun	FL0026867	BLOUNTSTOWN, CITY OF WWTF	PEN	NFWWMD	No	1.5	0.387	Y
Charlotte	FLA118371	PUNTA GORDA WWTF	FTM	SWFWMD	Yes	4	2.585	Y
Clay	FL0022853	FANG-CAMP BLANDING WWTF	JAX	SJRWMD	Yes	0.9	0.125	Y
Clay	FL0030210	GREEN COVE SPRINGS, CITY OF-SOUTH WWTF	JAX	SJRWMD	Yes	0.5	0.27	Y
Duval	FL0038776	ATLANTIC BEACH, CITY OF WWTF	JAX	SJRWMD	Yes	3.5	1.619	Y
Duval	FL0027812	BALDWIN, TOWN OF WWTF	JAX	SJRWMD	Yes	0.4	0.233	Y
Duval	FL0023604	JEA-MONTEREY WRF	JAX	SJRWMD	Yes	3.6	1.578	Y
Duval	FL0020427	NEPTUNE BEACH WWTF	JAX	SJRWMD	Yes	0.9	0.55	Y
Duval	FL0000922	USN MAYPORT NS WWTF	JAX	SJRWMD	Yes	2	0.681	Y
Escambia	FL0032468	CENTURY, TOWN OF WWTF	PEN	NFWWMD	No	0.675	0.428	Y
Flagler	FL0026611	FLAGLER BEACH, CITY OF WWTF	JAX	SJRWMD	Yes	1	0.588	Y
Gadsden	FL0027669	CHATTAHOOCHEE, CITY OF WWTF	PEN	NFWWMD	No	0.4	0.213	Y
Gadsden	FL0031402	FLORIDA STATE HOSPITAL WWTF	PEN	NFWWMD	No	1.3	0.347	Y

Florida Department of Environmental Protection  
2019 Reuse Inventory

County	WAFRID	Domestic WWTF Name*	DEP	WMD	WRCA	Cap (mgd)	Flow (mgd)	Data Current?
Gulf	FL0020125	WEWAHITCHKA, CITY OF WWTF	PEN	NWFWMD	No	0.33	0.133	Y
Hamilton	FL0027880	JASPER, CITY OF WWTF	JAX	SRWMD	Yes	1.2	0.692	Y
Holmes	FL0027731	BONIFAY, CITY OF WWTF	PEN	NWFWMD	No	1.4	0.514	Y
Jackson	FL0038555	GRACEVILLE, CITY OF WWTF	PEN	NWFWMD	No	1.1	0.874	Y
Lee	FL0021270	FORT MYERS SOUTH AWWT FACILITY	FTM	SFWMD	Yes	12	7.41	Y
Miami-Dade	FLA013641	AMERICANA VILLAGE CONDOMINIUM ASSOCIATION, INC.	WPB	SFWMD	Yes	0.2	0.12	Y
Miami-Dade	FLA013637	CRICKET CLUB CONDOMINIUM	WPB	SFWMD	Yes	0.105	0.0068	Y
Monroe	FLA671932	CUDJOE KEY AWWTP	FTM	SFWMD	Yes	0.84	0.454	Y
Monroe	FLA014867	KEY HAVEN UTILITY	FTM	SFWMD	Yes	0.2	0.005	Y
Monroe	FLA370967	KEY LARGO WWTF	FTM	SFWMD	Yes	2.3	1.64	N
Monroe	FLA147222	KEY WEST-RICHARD A. HEYMAN WWTF	FTM	SFWMD	Yes	10	4.4	Y
Monroe	FLA579033	MARATHON, CITY OF-AREA 6	FTM	SFWMD	Yes	0.2	0.076	Y
Nassau	FL0038407	CALLAHAN, TOWN OF WWTF	JAX	SJRWMD	Yes	0.499	0.142	Y
Nassau	FL0027260	FERNANDINA BEACH, CITY OF WWTF	JAX	SJRWMD	Yes	3.5	1.625	Y
Pinellas	FL0034789	MID-COUNTY WWTF	TPA	SWFWMD	Yes	0.9	0.9	Y
Polk	FL0040029	AVON PARK CORRECTIONAL INSTITUTE	TPA	SFWMD	Yes	0.5	0.233	Y
St. Johns	FL0042315	HASTINGS, TOWN OF WWTF	JAX	SJRWMD	Yes	0.12	0.096	Y
<b>Totals</b>						<b>182.839</b>	<b>112.121</b>	

Note:  
\* These are facilities with permitted capacities over 0.1 mgd that are not otherwise in the reuse inventory because they do not provide reuse per Chapter 62-610, F.A.C.

## Appendix J. Cross-Connection Control Activities

Reuse System Name	Enforced Cross-Connection Control Program?	Accepted Cross-Connection Control Program?	Number of Cross-Connections Reported	Number of Cross-Connections Eliminated	Number of New Connections	Number of New Connections Inspected	Number of Existing Connections Reinspected
ALACHUA, CITY OF	TRUE	TRUE	0	0	0	0	2
ALTAMONTE SPRINGS, CITY OF (PROJECT APRICOT)	TRUE	TRUE	0	0	0	0	2,061
APALACHICOLA WWTF	TRUE	TRUE	0	0	0	0	15
APOPKA-PROJECT ARROW	TRUE	TRUE	0	0	435	435	1,500
ARCADIA, CITY OF	TRUE	TRUE	0	0	0	0	10
AUBURNDALE, CITY OF-ALLRED	TRUE	TRUE	0	0	0	0	1
AUBURNDALE, CITY OF-REGIONAL	TRUE	TRUE	0	0	0	0	0
AVE MARIA UTILITY CO	TRUE	TRUE	0	0	98	98	870
BAKER CORRECTIONAL INSTITUTION	FALSE	FALSE	0	0	0	0	0
BAY CO.-MILITARY POINT REGIONAL	TRUE	FALSE	0	0	0	0	0
BCUD-BAREFOOT BAY	TRUE	TRUE	0	0	0	0	1
BCUD-NORTH BREVARD REGIONAL	TRUE	TRUE	0	0	5	0	6
BCUD-PORT ST. JOHN	TRUE	TRUE	0	0	1	1	2
BCUD-SOUTH BEACHES	TRUE	TRUE	0	0	0	0	0
BCUD-SOUTH CENTRAL REGIONAL	TRUE	TRUE	0	0	253	253	253
BCUD-SYKES CREEK	TRUE	TRUE	0	0	31	21	0
BEACH HAVEN WWTF	FALSE	FALSE	0	0	0	0	0
BELLEVIEW, CITY OF	TRUE	TRUE	0	0	0	0	0
BOCA RATON, CITY OF (PROJECT IRIS)	TRUE	TRUE	0	0	19	19	242
BONITA SPRINGS-RESOURCE CONSERVATION SYS.	TRUE	TRUE	0	0	1	1	825
BRADEN RIVER UTILITIES MASTER REUSE	TRUE	TRUE	0	0	1,098	1,098	240
BRADENTON, CITY OF	TRUE	TRUE	0	0	0	0	19
BROOKSVILLE, CITY OF	TRUE	TRUE	0	0	21	21	0
BROWARD CO. NORTH REGIONAL	TRUE	TRUE	0	0	11	8	25



Florida Department of Environmental Protection  
2019 Reuse Inventory

Reuse System Name	Enforced Cross-Connection Control Program?	Accepted Cross-Connection Control Program?	Number of Cross-Connections Reported	Number of Cross-Connections Eliminated	Number of New Connections	Number of New Connections Inspected	Number of Existing Connections Reinspected
BUNNELL, CITY OF	TRUE	TRUE	0	0	75	75	78
CAMELOT LAKES	TRUE	TRUE	0	0	0	0	0
CAPE CANAVERAL, CITY OF	TRUE	TRUE	0	0	4	4	250
CAPE CORAL, WATER INDEPENDENCE FOR	TRUE	TRUE	9	9	2,150	2,150	13,732
CAREFREE RV COUNTRY CLUB WWTF	TRUE	TRUE	0	0	0	0	0
CARRABELLE, CITY OF	TRUE	TRUE	0	0	0	0	0
CASSELBERRY, CITY OF	TRUE	TRUE	0	0	10	8	730
CCUA-RECLAIMED DISTRIBUTION	TRUE	TRUE	0	0	1,085	1,085	1,470
CEDAR KEY	TRUE	TRUE	0	0	0	0	0
CHARLOTTE CO UTILITIES MASTER REUSE SYSTEM	TRUE	TRUE	7	7	2	2	4,201
CHARLOTTE CO.-BURNT STORE	TRUE	TRUE	0	0	0	0	17
CHARLOTTE CORRECTIONAL INSTITUTION	TRUE	TRUE	0	0	0	0	1
CHIPLEY, CITY OF	TRUE	TRUE	0	0	0	0	0
CITRUS CO.-MEADOWCREST	TRUE	TRUE	0	0	0	0	0
CITRUS CO.-POINT OF WOODS	TRUE	TRUE	0	0	0	0	0
CLEARWATER CITY OF MASTER REUSE SYSTEM	TRUE	TRUE	0	0	59	59	6,086
CLERMONT-EAST	TRUE	TRUE	0	0	393	393	6,080
COCOA BEACH, CITY OF	TRUE	TRUE	0	0	0	0	0
COCOA, CITY OF	TRUE	TRUE	0	0	42	42	458
COLLIER CO.-NORTH & SOUTH	TRUE	TRUE	0	0	0	0	1,907
COLUMBIA CORRECTIONAL INSTITUTION	TRUE	TRUE	0	0	0	0	18
CONSERV II DISTRIBUTION CENTER	TRUE	TRUE	0	0	1	0	74
COTTONDALE, CITY OF	TRUE	TRUE	0	0	0	0	0

Florida Department of Environmental Protection  
2019 Reuse Inventory

Reuse System Name	Enforced Cross-Connection Control Program?	Accepted Cross-Connection Control Program?	Number of Cross-Connections Reported	Number of Cross-Connections Eliminated	Number of New Connections	Number of New Connections Inspected	Number of Existing Connections Reinspected
COUNTRY MEADOWS-GOLDEN LAKES (CW UTILITY SYSTEMS)	TRUE	TRUE	0	0	0	0	0
CRESTVIEW, CITY OF	TRUE	TRUE	0	0	0	0	0
CROSS CREEK COUNTRY CLUB	TRUE	TRUE	0	0	0	0	0
CYPRESS LAKES UTILITIES, INC.	TRUE	TRUE	0	0	0	0	0
DADE CITY, CITY OF	TRUE	TRUE	0	0	0	0	0
DAYTONA REUSE IMPLEMENTATION PROJECT (DRIP)	TRUE	TRUE	0	0	133	133	2,173
DELAND, CITY OF	TRUE	TRUE	3	3	382	382	3,189
DELTONA, CITY OF	TRUE	TRUE	1	1	0	0	1
DESTIN WATER USERS	TRUE	TRUE	1	1	4	4	11
DUNDEE, TOWN OF	TRUE	TRUE	0	0	0	0	0
DUNEDIN, CITY OF-MAINLAND	TRUE	TRUE	0	0	82	82	3,739
DUNES COMMUNITY DEVELOPMENT DISTRICT	TRUE	TRUE	0	0	20	20	437
EAGLE RIDGE	TRUE	TRUE	0	0	0	0	0
ECUA-CENTRAL WRF	FALSE	FALSE	0	0	0	0	0
ECUA-PENSACOLA BEACH	TRUE	TRUE	0	0	0	0	0
EDGEWATER, CITY OF	TRUE	TRUE	0	0	21	21	1,212
ENGLEWOOD WATER DISTRICT SOUTH	TRUE	TRUE	0	0	0	0	19
EUSTIS, CITY OF	TRUE	TRUE	0	0	93	93	414
EVERGLADES CITY, CITY OF	TRUE	TRUE	0	0	0	0	0
FAIRWAYS COUNTRY CLUB	TRUE	TRUE	0	0	0	0	0
FGUA-CHULUOTA	TRUE	TRUE	0	0	0	0	0
FGUA-DEL PRADO WWTF (FKA NORTH FORT MYERS UTILITY)	TRUE	TRUE	0	0	0	0	7
FGUA-JULIETTE FALLS	TRUE	TRUE	0	0	0	0	0
FGUA-LAKE FAIRWAYS FFEC SIX	TRUE	TRUE	0	0	0	0	0

Florida Department of Environmental Protection  
2019 Reuse Inventory

Reuse System Name	Enforced Cross-Connection Control Program?	Accepted Cross-Connection Control Program?	Number of Cross-Connections Reported	Number of Cross-Connections Eliminated	Number of New Connections	Number of New Connections Inspected	Number of Existing Connections Reinspected
FGUA-LEHIGH ACRES	TRUE	TRUE	0	0	0	0	3
FGUA-SEVEN SPRINGS WWTF	TRUE	TRUE	1	1	27	27	63
FGUA-SOUTH SEAS PLANTATION	TRUE	TRUE	0	0	0	0	0
FIDDLESTICKS COUNTRY CLUB	TRUE	TRUE	0	0	0	0	0
FKAA-BIG COPPITT	TRUE	TRUE	0	0	4	4	8
FKAA-DUCK KEY (HAWKS CAY)	TRUE	TRUE	1	1	17	17	1
FLAGLER CO.-PLANTATION BAY	TRUE	TRUE	0	0	0	0	1
FOREST UTILITIES	TRUE	TRUE	0	0	0	0	0
FORT MYERS CITY CENTRAL	TRUE	TRUE	0	0	0	0	9
FORT WALTON BEACH GENERAL REUSE SERVICE AREA	TRUE	TRUE	0	0	0	0	2
GASPARILLA ISLAND WATER	TRUE	TRUE	0	0	0	0	1
GREEN COVE SPRINGS, CITY OF	TRUE	TRUE	0	0	0	0	1
GRENELEFE UTILITIES	TRUE	TRUE	0	0	0	0	0
GROVELAND-SAMPEY RD.	TRUE	TRUE	0	0	209	209	210
GROVELAND-SUNSHINE PARKWAY	TRUE	TRUE	0	0	63	63	0
GRU-KANAPAHA	TRUE	TRUE	0	0	105	105	0
GRU-MAIN STREET	TRUE	TRUE	0	0	1	1	0
HAINES CITY	TRUE	TRUE	0	0	0	0	0
HARBOUR RIDGE P.U.D.	TRUE	TRUE	0	0	0	0	2
HERNANDO CO.-SPRING HILL	TRUE	FALSE	0	0	0	0	0
HILLSBOROUGH CO. - SOUTH - CENTRAL COUNTY REUSE SYSTEM	TRUE	TRUE	0	0	582	582	3,000
HILLSBOROUGH CO.-NORTHWEST REUSE SYSTEM	TRUE	TRUE	0	0	20	20	5,000
HOLLEY-NAVARRE WATER SYSTEMS, INC.	TRUE	TRUE	0	0	0	0	2
HOLLY HILL, CITY OF	TRUE	TRUE	0	0	0	0	3
HOLLYWOOD, CITY OF	TRUE	TRUE	0	0	0	0	20

Florida Department of Environmental Protection  
2019 Reuse Inventory

Reuse System Name	Enforced Cross-Connection Control Program?	Accepted Cross-Connection Control Program?	Number of Cross-Connections Reported	Number of Cross-Connections Eliminated	Number of New Connections	Number of New Connections Inspected	Number of Existing Connections Reinspected
HUNTER'S RIDGE	TRUE	TRUE	0	0	0	0	0
HURLBURT FIELD AIR FORCE BASE	TRUE	TRUE	0	0	0	0	0
HUTCHINSON-ISLAND DUNES	TRUE	TRUE	0	0	0	0	0
INDIANTOWN COMPANY	TRUE	TRUE	0	0	0	0	1
INVERNESS, CITY OF	TRUE	TRUE	0	0	0	0	1
IRCUD-WEST REGIONAL	TRUE	TRUE	0	0	0	0	10
JACKSONVILLE BEACH	TRUE	TRUE	0	0	2	2	0
JEA-NASSAU REGIONAL (SUN RAY)	TRUE	TRUE	0	0	0	0	0
JEA-PONTE VEDRA	TRUE	TRUE	0	0	0	0	0
JEA-SOUTH GRID	TRUE	TRUE	0	0	2,875	2,875	4,145
JEFFERSON CORRECTIONAL INSTITUTION	TRUE	TRUE	0	0	0	0	0
KEY COLONY BEACH, CITY OF	TRUE	TRUE	0	0	0	0	1
KEY WEST RESORT UTILITY	TRUE	TRUE	0	0	0	0	3
KISSIMMEE GOOD SAMARITAN RETIREMENT VILLAGE	TRUE	TRUE	0	0	0	0	217
LADY LAKE WWTF	TRUE	TRUE	0	0	5	5	77
LAKE GROVES UTILITIES	TRUE	TRUE	0	0	0	0	0
LAKE PLACID, TOWN OF - NORTH	TRUE	TRUE	0	0	0	0	0
LAKE WALES, CITY OF	TRUE	TRUE	0	0	42	42	172
LAKELAND, CITY OF	TRUE	TRUE	0	0	0	0	2
LARGO, CITY OF	TRUE	TRUE	0	0	34	34	140
LEE CO.-FIESTA VILLAGE	TRUE	TRUE	0	0	0	0	9
LEE CO.-FORT MYERS BEACH	TRUE	TRUE	0	0	0	0	27
LEE CO.-GATEWAY SERVICES DISTRICT	TRUE	TRUE	0	0	0	0	3,800
LEE CO.-PINE ISLAND WWTP	TRUE	TRUE	0	0	0	0	5
LEE CO.-THREE OAKS	TRUE	TRUE	0	0	0	0	20

Florida Department of Environmental Protection  
2019 Reuse Inventory

Reuse System Name	Enforced Cross-Connection Control Program?	Accepted Cross-Connection Control Program?	Number of Cross-Connections Reported	Number of Cross-Connections Eliminated	Number of New Connections	Number of New Connections Inspected	Number of Existing Connections Reinspected
LEESBURG, CITY OF	TRUE	TRUE	0	0	141	141	1,905
LIVE OAK, CITY OF	TRUE	TRUE	0	0	1	1	1
LOXAHATCHEE ENV. CONTROL DIST.	TRUE	TRUE	0	0	0	0	437
LYNN HAVEN, CITY OF	TRUE	TRUE	0	0	168	168	57
MACDILL AIR FORCE BASE	TRUE	TRUE	0	0	0	0	2
MANATEE CO. MASTER REUSE SYSTEM	TRUE	TRUE	9	9	486	486	12,590
MARATHON AREA 4 WWTF	TRUE	TRUE	0	0	0	0	0
MARCO ISLAND, CITY OF (MARCO ISLAND UTILITIES)	TRUE	TRUE	0	0	0	0	6
MARION CO.-NW REGIONAL (GOLDEN OCALA)	TRUE	TRUE	0	0	0	0	0
MARION CO.-OAK RUN	TRUE	TRUE	0	0	0	0	3
MARION CO.-SILVER SPRINGS SHORES	TRUE	TRUE	0	0	0	0	0
MARION CO.-STONECREST	TRUE	TRUE	0	0	0	0	2
MARTIN CO.-NORTH	TRUE	TRUE	0	0	0	0	10
MARTIN CO.-SOUTH (TROPICAL FARMS)	TRUE	TRUE	0	0	0	0	10
MARTIN CORRECTIONAL INSTITUTION	TRUE	TRUE	0	0	0	0	0
MDWASD NORTH DISTRICT	TRUE	TRUE	0	0	0	0	0
MEADOWOOD COMMUNITY (PANTHER WOODS)	TRUE	TRUE	0	0	0	0	0
MELBOURNE-NORTH & SOUTH SERVICE AREA	TRUE	TRUE	0	0	6	6	10
MINNEOLA, CITY OF	TRUE	TRUE	0	0	0	0	0
MIRAMAR, CITY OF WWTF	TRUE	TRUE	0	0	3	3	75
MOUNT DORA, CITY OF	TRUE	TRUE	0	0	64	73	1,695
NAPLES, CITY OF	TRUE	TRUE	0	0	30	30	84
NASSAU AMELIA UTILITIES	TRUE	TRUE	0	0	0	0	3

Florida Department of Environmental Protection  
2019 Reuse Inventory

Reuse System Name	Enforced Cross-Connection Control Program?	Accepted Cross-Connection Control Program?	Number of Cross-Connections Reported	Number of Cross-Connections Eliminated	Number of New Connections	Number of New Connections Inspected	Number of Existing Connections Reinspected
NEW PORT RICHEY, CITY OF	TRUE	TRUE	0	0	3		
NEW SMYRNA BEACH, CITY OF	TRUE	TRUE	0	0	448	448	3,501
NICEVILLE-NV REGIONAL (VALPARAISO)	TRUE	TRUE	0	0	12	12	160
NORTH KEY LARGO WWTF AT OCEAN REEF	TRUE	TRUE	0	0	0	0	0
NORTH PORT, CITY OF	TRUE	TRUE	0	0	3	3	195
OCALA WRF #2	TRUE	TRUE	0	0	0	0	0
OCALA WRF #3	TRUE	TRUE	0	0	1	1	7
OCOEE, CITY OF	TRUE	TRUE	0	0	650	650	595
OCUD-EASTERN SERVICE AREA	TRUE	TRUE	0	0	282	282	0
OCUD-NORTHWEST SERVICE AREA	TRUE	TRUE	0	0	12	12	66
OCUD-SOUTH SERVICE AREA	TRUE	TRUE	0	0	406	406	8
OKEECHOBEE UTILITY AUTHORITY	FALSE	FALSE	0	0	0	0	0
OLDSMAR, CITY OF	TRUE	TRUE	0	0	27	27	1,875
ON TOP OF THE WORLD	TRUE	TRUE	0	0	0	0	540
ON TOP OF THE WORLD/BAY LAUREL	TRUE	TRUE	0	0	0	0	7
ORLANDO-CONSERV II	TRUE	TRUE	0	0	5	5	564
ORLANDO-WATER CONSERV I	TRUE	TRUE	0	0	345	320	1,947
ORMOND BEACH	TRUE	TRUE	0	0	334	334	200
OVIEDO, CITY OF (ALAFAYA UTILITIES)	TRUE	TRUE	0	0	32	32	713
PACE WATER SYSTEM, INC.	TRUE	TRUE	0	0	100	100	1,221
PALATKA, CITY OF	TRUE	TRUE	0	0	0	0	2
PALM BAY, CITY OF	TRUE	TRUE	0	0	0	0	405
PALM BEACH CO. SOUTHERN REGION	TRUE	TRUE	0	0	0	0	0
PALM BEACH CO.-CENTRAL REGION RWF	TRUE	TRUE	0	0	0	0	4
PALM COAST SERVICE AREA 1	TRUE	TRUE	0	0	262	262	634

Florida Department of Environmental Protection  
2019 Reuse Inventory

Reuse System Name	Enforced Cross-Connection Control Program?	Accepted Cross-Connection Control Program?	Number of Cross-Connections Reported	Number of Cross-Connections Eliminated	Number of New Connections	Number of New Connections Inspected	Number of Existing Connections Reinspected
PALM COAST SERVICE AREA 2	TRUE	TRUE	0	0	1	1	3
PALM VALLEY	TRUE	TRUE	0	0	0	0	281
PALMETTO, CITY OF	TRUE	TRUE	0	0	63	63	64
PANAMA CITY BEACH, CITY OF	TRUE	TRUE	0	0	159	159	1,740
PASCO CO. MASTER REUSE SYSTEM	TRUE	TRUE	0	0	1,991	1,991	15,600
PENNBROOKE UTILITIES INC.	TRUE	TRUE	0	0	0	0	0
PINE ISLAND WWTF	TRUE	TRUE	0	0	0	0	0
PINELLAS CO.-SOUTH CROSS BAYOU	TRUE	TRUE	1	1	151	151	910
PINELLAS CO.-WILLIAM E. DUNN WATER RECLAMATION FACILITY	TRUE	TRUE	2	2	45	45	213
PLANT CITY WRF	TRUE	TRUE	0	0	0	0	1
PLANTATION, CITY OF	FALSE	FALSE	0	0	0	0	0
POLK CO.-NORTHEAST REGIONAL	TRUE	TRUE	0	0	851	851	3,553
POLK CO.-NORTHWEST REGIONAL	TRUE	TRUE	0	0	51	51	1,394
POLK CO.-SOUTHWEST REGIONAL WWTP	TRUE	TRUE	0	0	165	165	1,856
POMPANO BEACH	TRUE	TRUE	0	0	53	53	0
PORT OF THE ISLANDS COMMUNITY IMPROVEMENT DISTRICT	TRUE	TRUE	0	0	3	3	540
PORT ORANGE, CITY OF	TRUE	TRUE	0	0	51	51	7,843
PORT ST. LUCIE UTILITY-WESTPORT	TRUE	TRUE	0	0	163	163	589
REEDY CREEK IMPROVEMENT DISTRICT	TRUE	TRUE	0	0	4	4	146
RIVER PARK MHP	TRUE	TRUE	0	0	0	0	1
RIVERWOOD UTILITIES	TRUE	TRUE	0	0	0	0	1,323
ROCKLEDGE, CITY OF	TRUE	TRUE	0	0	5	5	0
SAILFISH POINT	FALSE	FALSE	0	0	0	0	0
SANFORD-NORTH & SOUTH	TRUE	TRUE	0	0	303	303	1,987
SANIBEL-DONAX	TRUE	TRUE	0	0	0	0	13

Florida Department of Environmental Protection  
2019 Reuse Inventory

Reuse System Name	Enforced Cross-Connection Control Program?	Accepted Cross-Connection Control Program?	Number of Cross-Connections Reported	Number of Cross-Connections Eliminated	Number of New Connections	Number of New Connections Inspected	Number of Existing Connections Reinspected
SARASOTA CO.-NORTH	TRUE	TRUE	0	0	8	8	220
SARASOTA CO.-SOUTH (VENICE GARDENS)	TRUE	TRUE	0	0	0	0	68
SARASOTA, CITY OF	TRUE	TRUE	0	0	0	0	109
SEACOAST UTILITIES PGA	TRUE	TRUE	0	0	0	0	31
SEMINOLE CO.-GREENWOOD LAKES	TRUE	TRUE	0	0	0	0	89
SEMINOLE CO.-NORTHWEST (YANKEE LAKE)	TRUE	TRUE	0	0	48	48	246
SOUTH CENTRAL REGIONAL	TRUE	TRUE	1	1	3	3	400
SOUTH MARTIN REGIONAL UTILITY	TRUE	TRUE	0	0	0	0	8
SOUTH SANTA ROSA UTILITY SYSTEM (GULF BREEZE-TIGER POINT)	TRUE	TRUE	0	0	310	310	100
SOUTH WALTON UTILITY COMPANY	TRUE	TRUE	0	0	0	0	17
SPANISH LAKES FAIRWAYS	TRUE	TRUE	0	0	0	0	0
ST. CLOUD-SOUTHSIDE #2	TRUE	TRUE	0	0	973	973	5,061
ST. JOHNS CO.-ANASTASIA ISLAND	TRUE	TRUE	0	0	96	96	215
ST. JOHNS CO.-INNLET BEACH	TRUE	TRUE	0	0	0	0	0
ST. JOHNS CO.-MAINLAND (S.R. 207)	TRUE	TRUE	0	0	0	0	0
ST. JOHNS CO.-MARSH LANDING PONTE VEDRA LAKES	TRUE	TRUE	0	0	0	0	1
ST. JOHNS CO.-NORTHWEST	TRUE	TRUE	0	0	242	242	0
ST. JOHNS CO.-PLAYERS CLUB SOUTH	TRUE	TRUE	0	0	0	0	1
ST. JOHNS CO.-SAWGRASS	TRUE	TRUE	0	0	0	0	0
ST. LUCIE CO.-NORTH (HOLIDAY PINES)	TRUE	TRUE	0	0	0	0	1
ST. LUCIE CO.-NORTH HUTCHINSON	TRUE	TRUE	0	0	0	0	155
ST. LUCIE CO.-SOUTH HUTCHINSON	TRUE	TRUE	0	0	0	0	12
ST. LUCIE WEST	TRUE	TRUE	0	0	1	1	1,086



Florida Department of Environmental Protection  
2019 Reuse Inventory

Reuse System Name	Enforced Cross-Connection Control Program?	Accepted Cross-Connection Control Program?	Number of Cross-Connections Reported	Number of Cross-Connections Eliminated	Number of New Connections	Number of New Connections Inspected	Number of Existing Connections Reinspected
ST. PETERSBURG MASTER URBAN REUSE SYSTEM	TRUE	TRUE	43	31	67	55	1,869
STREAMSONG WWTF	TRUE	TRUE	0	0	0	0	1
STUART, CITY OF	TRUE	TRUE	0	0	2	2	9
SUMTER CORRECTIONAL INSTITUTION	TRUE	TRUE	0	0	0	0	2
SWEETWATER GOLF & TENNIS CLUB	TRUE	TRUE	0	0	0	0	0
TALLAHASSEE, CITY OF-T.P. SMITH	TRUE	TRUE	1	1	0	0	6
TAMPA, CITY OF-HOWARD F. CURREN	TRUE	TRUE	2	2	38	38	0
TARPON SPRINGS, CITY OF	TRUE	TRUE	0	0	80	80	0
TAVARES/WOODLEA ROAD	TRUE	TRUE	0	0	0	0	510
THE GREAT OUTDOORS GOLF/R V RESORT	TRUE	TRUE	0	0	0	0	0
THE VILLAGES-LITTLE SUMTER SERVICE AREA (LSSA)	TRUE	TRUE	0	0	0	0	1
THE VILLAGES-NSU MASTER REUSE SYSTEM	TRUE	TRUE	0	0	0	0	1
THE VILLAGES-VILLAGES	TRUE	TRUE	0	0	0	0	1
TITUSVILLE REUSE SYSTEM	TRUE	TRUE	0	0	82	82	20
TOHO-CAMELOT	TRUE	TRUE	0	0	1,073	1,073	0
TOHO-HARMONY	TRUE	TRUE	0	0	116	116	109
TOHO-PARKWAY	TRUE	TRUE	0	0	0	0	0
TOHO-POINCIANA	TRUE	TRUE	0	0	11	11	0
TOHO-SANDHILL ROAD	TRUE	TRUE	0	0	563	563	0
TOWN AND COUNTRY UTILITY BABCOCK RANCH	FALSE	FALSE	0	0	0	0	0
TOWN OF DAVIE	TRUE	TRUE	0	0	0	0	4
UNIVERSITY OF FLORIDA-LAKE ALICE	TRUE	TRUE	0	0	3	3	1
US NAS JACKSONVILLE	TRUE	TRUE	0	0	0	0	0

Florida Department of Environmental Protection  
2019 Reuse Inventory

Reuse System Name	Enforced Cross-Connection Control Program?	Accepted Cross-Connection Control Program?	Number of Cross-Connections Reported	Number of Cross-Connections Eliminated	Number of New Connections	Number of New Connections Inspected	Number of Existing Connections Reinspected
VCUD-SOUTHEAST REGIONAL	TRUE	TRUE	0	0	0	0	0
VCUD-SOUTHWEST REGIONAL	TRUE	TRUE	0	0	99	99	175
VCUD-SOUTHWEST WWTF-2	TRUE	TRUE	0	0	10	10	11
VENICE, CITY OF-PROJECT WAVE	TRUE	TRUE	0	0	11	11	2,936
VERO BEACH, CITY OF	TRUE	TRUE	0	0	0	0	115
VILLAGE OF WELLINGTON WWTP	TRUE	TRUE	0	0	0	0	8
WALTON CO.-EAST REUSE SYSTEM	TRUE	TRUE	0	0	0	0	1
WALTON CO.-SANDESTIN	TRUE	TRUE	0	0	0	0	1
WEDGEFIELD SUBDIVISION	TRUE	TRUE	0	0	0	0	1
WEKIVA HUNT CLUB	TRUE	TRUE	0	0	0	0	106
WEST MELBOURNE, CITY OF (RAY BULLARD)	TRUE	TRUE	0	0	0	0	2,101
WEST PALM BEACH-EAST CENTRAL REGIONAL	TRUE	TRUE	0	0	0	0	0
WILDWOOD, CITY OF	TRUE	TRUE	0	0	0	0	3
WINTER GARDEN, CITY OF	TRUE	TRUE	0	0	336	336	5,153
WINTER HAVEN SERVICE AREA 2	TRUE	TRUE	0	0	483	483	410
WINTER HAVEN SERVICE AREA 3	TRUE	TRUE	0	0	0	0	0
WINTER PARK, CITY OF	TRUE	TRUE	0	0	0	0	0
WINTER SPRINGS EAST	TRUE	TRUE	0	0	0	0	1,036
WINTER SPRINGS WEST	TRUE	TRUE	0	0	0	0	714
ZEPHYRHILLS, CITY OF	TRUE	TRUE	0	0	0	0	0

**Appendix K. Summary of Reuse and Disposal Flows for Reuse Systems**

County	Reuse System Name	Total Reuse Flow (mgd)	Flow Stored in ASR (mgd)	Total Effluent Disposal (mgd)	Percent Reuse*
Alachua	GRU-KANAPAHA	3.86	0.00	7.18	34.95%
Alachua	UNIVERSITY OF FLORIDA-LAKE ALICE	0.95	0.00	0.78	54.91%
Alachua	HAWTHORNE, CITY OF	0.07	0.00	0.00	100.00%
Alachua	HIGH SPRINGS, CITY OF	0.13	0.00	0.00	100.00%
Alachua	NEWBERRY WWTF	0.24	0.00	0.00	100.00%
Alachua	ALACHUA, CITY OF	0.70	0.00	0.00	100.00%
Alachua	GRU-MAIN STREET	0.75	0.00	5.41	12.17%
Baker	BAKER CORRECTIONAL INSTITUTION	0.21	0.00	0.00	100.00%
Bay	BAY CO.-MILITARY POINT REGIONAL	0.00	0.00	3.33	0.00%
Bay	LYNN HAVEN, CITY OF	0.48	0.00	0.93	34.13%
Bay	BAY CO. NORTH	0.08	0.00	0.00	100.00%
Bay	PANAMA CITY BEACH, CITY OF	7.10	0.00	0.00	100.00%
Bradford	FLORIDA STATE PRISON WWTF	1.02	0.00	0.00	100.00%
Bradford	STARKE, CITY OF	0.03	0.00	0.57	4.20%
Brevard	COCOA, CITY OF	1.38	0.00	0.66	67.65%
Brevard	SUN LAKE ESTATES	0.04	0.00	0.00	100.00%
Brevard	BCUD-SOUTH CENTRAL REGIONAL	4.07	0.00	0.44	90.24%
Brevard	TITUSVILLE REUSE SYSTEM	4.24	0.00	1.91	68.95%
Brevard	MELBOURNE-NORTH & SOUTH SERVICE AREA	2.43	0.00	4.86	33.33%
Brevard	BCUD-NORTH BREVARD REGIONAL	0.24	0.00	0.00	100.00%
Brevard	COCOA BEACH, CITY OF	3.59	0.00	0.59	85.94%
Brevard	CAPE CANAVERAL, CITY OF	0.95	0.00	0.27	77.87%
Brevard	BCUD-SOUTH BEACHES	1.25	0.00	4.28	22.66%

Florida Department of Environmental Protection  
2019 Reuse Inventory

County	Reuse System Name	Total Reuse Flow (mgd)	Flow Stored in ASR (mgd)	Total Effluent Disposal (mgd)	Percent Reuse*
Brevard	BCUD-BAREFOOT BAY	0.49	0.00	0.00	100.00%
Brevard	BCUD-PORT ST. JOHN	0.38	0.00	0.00	100.00%
Brevard	CAPE CANAVERAL AIR FORCE STATION-REGIONAL	0.42	0.00	0.00	100.00%
Brevard	ROCKLEDGE, CITY OF	1.57	0.00	0.71	68.86%
Brevard	THE GREAT OUTDOORS GOLF/R V RESORT	0.29	0.00	0.00	100.00%
Brevard	BCUD-SYKES CREEK	1.14	0.00	1.85	38.01%
Brevard	PALM BAY, CITY OF	0.54	0.00	0.17	76.08%
Brevard	WEST MELBOURNE, CITY OF (RAY BULLARD)	0.79	0.00	0.85	48.17%
Broward	PLANTATION, CITY OF	0.49	0.00	10.96	4.30%
Broward	TINDALL HAMMOCK I&SC (FERNCREST)	0.45	0.00	0.00	100.00%
Broward	BROWARD CO. NORTH REGIONAL	3.86	0.00	66.30	5.50%
Broward	TOWN OF DAVIE	0.39	0.00	1.01	27.77%
Broward	MIRAMAR, CITY OF WWTF	4.56	0.00	0.00	100.00%
Broward	POMPANO BEACH	2.62	0.00	0.00	100.00%
Broward	HOLLYWOOD, CITY OF	4.58	0.00	38.31	10.68%
Broward	SUNRISE, CITY OF-SOUTHWEST	0.34	0.00	0.00	100.00%
Charlotte	TOWN AND COUNTRY UTILITY BABCOCK RANCH	0.00	0.00	0.05	0.00%
Charlotte	ENGLEWOOD WATER DISTRICT SOUTH	1.28	0.00	0.08	94.40%
Charlotte	RIVERWOOD UTILITIES	0.92	0.00	0.00	100.00%
Charlotte	CHARLOTTE CO.-BURNT STORE	0.15	0.00	0.21	42.78%
Charlotte	CHARLOTTE CO UTILITIES MASTER REUSE SYSTEM	4.39	0.00	6.62	39.86%
Charlotte	CHARLOTTE CORRECTIONAL INSTITUTION	0.24	0.00	0.00	100.00%
Citrus	CITRUS CO.-BRENTWOOD REGIONAL	0.40	0.00	0.00	100.00%

Florida Department of Environmental Protection  
2019 Reuse Inventory

County	Reuse System Name	Total Reuse Flow (mgd)	Flow Stored in ASR (mgd)	Total Effluent Disposal (mgd)	Percent Reuse*
Citrus	CITRUS CO.-POINT OF WOODS	0.02	0.00	0.00	100.00%
Citrus	INVERNESS, CITY OF	0.57	0.00	0.00	100.00%
Citrus	CITRUS CO.-SW REGIONAL (SUGARMILL WOODS)	0.56	0.00	0.00	100.00%
Citrus	BEVERLY HILLS-ROLLING OAKS	0.44	0.00	0.00	100.00%
Citrus	CITRUS CO.-MEADOWCREST	0.77	0.00	0.00	100.00%
Citrus	CRYSTAL RIVER, CITY OF	0.76	0.00	0.00	100.00%
Clay	ORANGE PARK WWTF	0.02	0.00	0.83	2.36%
Clay	GREEN COVE SPRINGS, CITY OF	0.29	0.00	0.19	60.12%
Clay	CCUA-RECLAIMED DISTRIBUTION	6.35	0.00	2.32	73.22%
Clay	CCUA-PETER'S CREEK WWTF	0.06	0.00	0.00	100.00%
Clay	CCUA-KEYSTONE HEIGHTS WWTF	0.02	0.00	0.00	100.00%
Collier	MARCO ISLAND, CITY OF-MARCO SHORES	0.09	0.00	0.00	100.00%
Collier	COLLIER CO.-NORTH & SOUTH	14.61	0.12	4.13	77.48%
Collier	PORT OF THE ISLANDS COMMUNITY IMPROVEMENT DISTRICT	0.34	0.00	0.00	100.00%
Collier	AVE MARIA UTILITY CO	1.036	0.00	0.00	100.00%
Collier	NAPLES, CITY OF	6.17	0.92	0.00	87.02%
Collier	IMMOKALEE	0.00	0.00	1.73	0.00%
Collier	MARCO ISLAND, CITY OF (MARCO ISLAND UTILITIES)	1.89	0.00	0.43	81.47%
Collier	COLLIER CO.-GOLDEN GATE	0.00	0.00	1.13	0.09%
Collier	EVERGLADES CITY, CITY OF	0.07	0.00	0.00	100.00%
Collier	COLLIER CO.-NORTHEAST UTILITIES	0.38	0.00	0.00	100.00%
Columbia	COLUMBIA CORRECTIONAL INSTITUTION	0.46	0.00	0.00	100.00%
Columbia	LAKE CITY, CITY OF	2.33	0.00	0.00	100.00%

Florida Department of Environmental Protection  
2019 Reuse Inventory

County	Reuse System Name	Total Reuse Flow (mgd)	Flow Stored in ASR (mgd)	Total Effluent Disposal (mgd)	Percent Reuse*
DeSoto	ARCADIA, CITY OF	0.34	0.00	0.33	50.89%
DeSoto	DESOTO COUNTY REGIONAL WWTP	0.34	0.00	0.00	100.00%
DeSoto	DESOTO CO.-LAKE SUZY	0.05	0.00	0.00	100.00%
Dixie	CROSS CITY, TOWN OF	0.61	0.00	0.00	100.00%
Duval	JEA-SOUTHWEST DISTRICT	0.25	0.00	11.18	2.22%
Duval	US NAS JACKSONVILLE	0.25	0.00	0.32	43.23%
Duval	JACKSONVILLE BEACH	0.57	0.00	1.88	23.09%
Duval	JEA-BUCKMAN STREET	3.07	0.00	23.98	11.35%
Duval	NORMANDY VILLAGE UTILITY CO-OP	0.28	0.00	0.00	100.00%
Duval	JEA-SOUTH GRID	12.99	0.00	21.70	37.44%
Duval	JEA-DISTRICT II	1.08	0.00	4.61	19.00%
Escambia	ECUA-PENSACOLA BEACH	0.13	0.00	0.82	13.66%
Escambia	ECUA-CENTRAL WRF	12.70	0.00	2.20	85.23%
Escambia	ECUA-BAYOU MARCUS WRF	5.40	0.00	0.00	100.00%
Flagler	DUNES COMMUNITY DEVELOPMENT DISTRICT	2.41	0.00	0.00	100.00%
Flagler	FLAGLER CO.-PLANTATION BAY	0.18	0.00	0.00	100.00%
Flagler	BUNNELL, CITY OF	0.32	0.00	0.03	90.86%
Flagler	PALM COAST SERVICE AREA 1	3.80	0.00	0.00	100.00%
Flagler	BULOW VILLAGE	0.04	0.00	0.00	100.00%
Flagler	BEACH HAVEN WWTF	0.01	0.00	0.00	100.00%
Flagler	MATANZAS SHORES	0.08	0.00	0.00	100.00%
Flagler	PALM COAST SERVICE AREA 2	0.75	0.00	0.00	100.00%
Franklin	EASTPOINT WATER & SEWER DISTRICT	0.12	0.00	0.00	100.00%
Franklin	CARRABELLE, CITY OF	0.44	0.00	0.00	100.00%
Franklin	APALACHICOLA WWTF	0.28	0.00	0.00	100.00%

Florida Department of Environmental Protection  
2019 Reuse Inventory

County	Reuse System Name	Total Reuse Flow (mgd)	Flow Stored in ASR (mgd)	Total Effluent Disposal (mgd)	Percent Reuse*
Gadsden	QUINCY, CITY OF	0.00	0.00	1.10	0.00%
Gadsden	GRETNA, CITY OF	0.19	0.00	0.00	100.00%
Gadsden	TALQUIN-HAVANA MIDDLE SCHOOL	0.00	0.00	0.00	100.00%
Gadsden	HAVANA, TOWN OF	0.17	0.00	0.00	100.00%
Gadsden	TALQUIN-GADSDEN EAST WWTP	0.16	0.00	0.00	100.00%
Gilchrist	LANCASTER CORRECTIONAL INSTITUTION	0.09	0.00	0.00	100.00%
Gilchrist	TRENTON, CITY OF	0.10	0.00	0.00	100.00%
Glades	GLADES CORRECTIONAL INSTITUTION	0.23	0.00	0.00	100.00%
Gulf	PORT ST. JOE, CITY OF	0.60	0.00	0.00	100.00%
Gulf	GULF CORRECTIONAL INSTITUTION	0.09	0.00	0.00	100.00%
Hamilton	HAMILTON COUNTY (SR6/I-75)	0.02	0.00	0.00	100.00%
Hamilton	WHITE SPRINGS, TOWN OF	0.06	0.00	0.00	100.00%
Hamilton	JENNINGS, TOWN OF	0.12	0.00	0.00	100.00%
Hardee	ZOLFO SPRINGS, TOWN OF	0.13	0.00	0.00	100.00%
Hardee	HARDEE COUNTY CORRECTIONAL	0.16	0.00	0.00	100.00%
Hardee	HARDEE CO.-BOWLING GREEN	0.21	0.00	0.00	100.00%
Hardee	HARDEE CO.-WAUCHULA HILLS	0.12	0.00	0.00	100.00%
Hardee	WAUCHULA, CITY OF	0.64	0.00	0.00	100.00%
Hendry	CLEWISTON, CITY OF	1.47	0.00	0.00	100.00%
Hendry	LABELLE, CITY OF	0.47	0.00	0.00	100.00%
Hendry	HENDRY CO.-PORT LABELLE	0.20	0.00	0.00	100.00%
Hernando	HERNANDO CO.-RIDGE MANOR	0.26	0.00	0.00	100.00%
Hernando	HERNANDO CO.-SPRING HILL	1.66	0.00	0.00	100.00%
Hernando	HERNANDO CO.-BROOKRIDGE	0.42	0.00	0.00	100.00%
Hernando	HERNANDO CO.-HERNANDO AIRPORT SUBREGIONAL WWTF	1.59	0.00	0.00	100.00%

Florida Department of Environmental Protection  
2019 Reuse Inventory

County	Reuse System Name	Total Reuse Flow (mgd)	Flow Stored in ASR (mgd)	Total Effluent Disposal (mgd)	Percent Reuse*
Hernando	BROOKSVILLE, CITY OF	1.09	0.00	0.00	100.00%
Hernando	HERNANDO CO.-THE GLEN	0.65	0.00	0.00	100.16%
Highlands	LAKE PLACID, TOWN OF - NORTH	0.09	0.00	0.00	100.00%
Highlands	SUN 'N LAKE OF SEBRING UNIT 4	0.02	0.00	0.00	100.00%
Highlands	VILLAGES OF HIGHLANDS RIDGE WWTF	0.05	0.00	0.00	100.00%
Highlands	AVON PARK, CITY OF	0.78	0.00	0.00	100.00%
Highlands	SEBRING AIRPORT AUTHORITY	0.03	0.00	0.00	100.00%
Highlands	LAKE PLACID, TOWN OF - TOMOKA HEIGHTS	0.06	0.00	0.00	100.00%
Highlands	SUN 'N LAKE ESTATES OF SEBRING	0.31	0.00	0.00	100.00%
Highlands	SEBRING, CITY OF	1.11	0.00	0.00	100.00%
Hillsborough	PLANT CITY WRF	0.83	0.00	5.07	14.07%
Hillsborough	WINDEMERE UTILITY INC. (SCARECROW UTILITY)	0.11	0.00	0.00	100.00%
Hillsborough	RICE CREEK UTILITY COMPANY	0.11	0.00	0.00	100.00%
Hillsborough	TAMPA, CITY OF-HOWARD F. CURREN	14.37	0.00	55.20	20.66%
Hillsborough	HILLSBOROUGH CO.-NORTHWEST REUSE SYSTEM	8.46	0.00	9.37	47.46%
Hillsborough	RIVERSIDE CLUB	0.05	0.00	0.00	100.00%
Hillsborough	MACDILL AIR FORCE BASE	0.69	0.00	0.00	100.00%
Hillsborough	COUNTRY MEADOWS-GOLDEN LAKES (CW UTILITY SYSTEMS)	0.12	0.00	0.00	100.00%
Hillsborough	HILLSBOROUGH CO. - SOUTH - CENTRAL COUNTY REUSE SYSTEM	13.17	0.00	7.62	63.34%
Indian River	IRCUD-WEST REGIONAL	5.16	0.00	0.11	97.86%
Indian River	VERO BEACH, CITY OF	2.63	0.00	0.35	88.27%
Jackson	COTTONDALE, CITY OF	0.15	0.00	0.00	100.00%



Florida Department of Environmental Protection  
2019 Reuse Inventory

County	Reuse System Name	Total Reuse Flow (mgd)	Flow Stored in ASR (mgd)	Total Effluent Disposal (mgd)	Percent Reuse*
Jackson	GRAND RIDGE, TOWN OF	0.07	0.00	0.00	100.00%
Jackson	JACKSON CORRECTIONAL INSTITUTION	0.20	0.00	0.00	100.00%
Jackson	MARIANNA, CITY OF WWTP	1.96	0.00	0.00	100.00%
Jackson	SNEADS, TOWN OF	0.38	0.00	0.00	100.00%
Jefferson	JEFFERSON CORRECTIONAL INSTITUTION	0.19	0.00	0.00	100.00%
Jefferson	MONTICELLO, CITY OF	0.32	0.00	0.00	100.00%
Lafayette	MAYO CORRECTIONAL INSTITUTION	0.10	0.00	0.00	100.00%
Lafayette	MAYO, TOWN OF	0.08	0.00	0.00	100.00%
Lake	UMATILLA, CITY OF	0.20	0.00	0.00	100.00%
Lake	SOUTHLAKE COMMUNITY	0.81	0.00	0.00	100.00%
Lake	MID-FLORIDA LAKES	0.09	0.00	0.00	100.00%
Lake	LEESBURG, CITY OF	4.20	0.00	0.00	100.00%
Lake	CLERBROOK RV RESORTS	0.03	0.00	0.00	100.00%
Lake	GROVELAND-SUNSHINE PARKWAY	0.71	0.00	0.00	100.00%
Lake	THE VILLAGES-VILLAGES	0.96	0.00	0.00	100.00%
Lake	OAK SPRINGS MHP	0.04	0.00	0.00	100.00%
Lake	GROVELAND-SAMPEY RD.	0.62	0.00	0.00	100.00%
Lake	MOUNT DORA, CITY OF	1.96	0.00	0.00	100.00%
Lake	WATER OAK ESTATES	0.07	0.00	0.00	100.00%
Lake	TAVARES/WOODLEA ROAD	1.45	0.00	0.00	100.00%
Lake	EUSTIS, CITY OF	1.57	0.00	0.00	100.00%
Lake	LAKE GROVES UTILITIES	0.51	0.00	0.00	100.00%
Lake	LADY LAKE WWTF	0.33	0.00	0.00	100.00%
Lake	ST. JOHNS RIVER UTILITY (ASTOR PARK)	0.13	0.00	0.00	100.00%
Lake	MINNEOLA, CITY OF	0.28	0.00	0.00	100.00%

Florida Department of Environmental Protection  
2019 Reuse Inventory

County	Reuse System Name	Total Reuse Flow (mgd)	Flow Stored in ASR (mgd)	Total Effluent Disposal (mgd)	Percent Reuse*
Lake	PINE ISLAND WWTF	0.00	0.00	0.00	100.00%
Lake	PENNBROOKE UTILITIES INC.	0.06	0.00	0.00	100.00%
Lake	LAKE CORRECTIONAL INSTITUTION	0.20	0.00	0.00	100.00%
Lake	CLERMONT-EAST	3.27	0.00	0.00	100.00%
Lee	HUNTER'S RIDGE	0.35	0.00	0.00	100.00%
Lee	GASPARILLA ISLAND WATER	0.26	0.00	0.12	67.80%
Lee	LEE CO.-PINE ISLAND WWTP	0.00	0.00	0.12	1.65%
Lee	CAPE CORAL, WATER INDEPENDENCE FOR	31.42	0.00	0.02	99.94%
Lee	LEE CO.-GATEWAY SERVICES DISTRICT	2.75	0.00	0.00	100.00%
Lee	LEE CO.-FORT MYERS BEACH	2.57	0.00	2.05	55.58%
Lee	FGUA-SOUTH SEAS PLANTATION	0.14	0.00	0.01	93.79%
Lee	FOREST UTILITIES	0.40	0.00	0.00	100.00%
Lee	LEE CO.-THREE OAKS	2.38	0.00	1.51	61.18%
Lee	BONITA SPRINGS-RESOURCE CONSERVATION SYS.	7.38	0.00	0.19	97.44%
Lee	SANIBEL-DONAX	0.85	0.00	0.23	78.68%
Lee	FGUA-LAKE FAIRWAYS FFEC SIX	0.17	0.00	0.00	100.00%
Lee	FGUA-DEL PRADO WWTF (FKA NORTH FORT MYERS UTILITY)	0.62	0.00	1.24	33.24%
Lee	FGUA-LEHIGH ACRES	1.64	0.00	0.73	69.26%
Lee	CITRUS PARK-NORTH	0.05	0.00	0.00	100.00%
Lee	EAGLE RIDGE	0.21	0.00	0.00	100.00%
Lee	FORT MYERS CITY CENTRAL	2.96	0.00	3.05	49.23%
Lee	LEE CO.-FIESTA VILLAGE	1.17	0.00	0.59	66.50%
Lee	CROSS CREEK COUNTRY CLUB	0.09	0.00	0.00	100.00%
Lee	FIDDLESTICKS COUNTRY CLUB	0.06	0.00	0.00	100.00%

Florida Department of Environmental Protection  
2019 Reuse Inventory

County	Reuse System Name	Total Reuse Flow (mgd)	Flow Stored in ASR (mgd)	Total Effluent Disposal (mgd)	Percent Reuse*
Leon	TALLAHASSEE, CITY OF-T.P. SMITH	20.27	0.00	0.00	100.00%
Leon	TALQUIN-SANDSTONE RANCH SUBDIVISION	0.06	0.00	0.00	100.00%
Leon	TALQUIN-MEADOWS-AT-WOODRUN	0.06	0.00	0.00	100.00%
Leon	TALQUIN-KILLEARN LAKES SUBDIVISION	0.80	0.00	0.00	100.00%
Leon	TALQUIN-LAKE JACKSON	0.34	0.00	0.00	100.00%
Levy	CEDAR KEY	0.09	0.00	0.00	100.00%
Levy	WILLISTON, CITY OF	0.22	0.00	0.00	100.00%
Levy	CHIEFLAND	0.24	0.00	0.00	100.00%
Liberty	BRISTOL, CITY OF	0.12	0.00	0.00	100.00%
Liberty	LIBERTY CORRECTIONAL INSTITUTION	0.18	0.00	0.00	100.00%
Madison	GREENVILLE, TOWN OF	0.12	0.00	0.00	100.00%
Madison	MADISON, CITY OF	0.63	0.00	0.00	100.00%
Manatee	BRADEN RIVER UTILITIES MASTER REUSE	4.62	0.00	0.00	100.00%
Manatee	BRADENTON, CITY OF	0.90	0.00	3.52	20.38%
Manatee	PALMETTO, CITY OF	0.95	0.20	0.35	63.25%
Manatee	MANATEE CO. MASTER REUSE SYSTEM	13.64	0.00	7.30	65.14%
Marion	OCALA WRF #2	3.32	0.00	0.00	100.00%
Marion	ON TOP OF THE WORLD/BAY LAUREL	0.55	0.00	0.00	100.00%
Marion	MARION CORRECTIONAL INSTITUTION	0.54	0.00	0.00	100.00%
Marion	MARION CO.-OAK RUN	0.91	0.00	0.00	100.00%
Marion	MARION CO.-NW REGIONAL (GOLDEN OCALA)	0.07	0.00	0.00	100.00%
Marion	MARION CO.-STONECREST	0.17	0.00	0.00	100.00%
Marion	FGUA-JULIETTE FALLS	0.00	0.00	0.00	#DIV/0!
Marion	OCALA WRF #3	2.37	0.00	0.00	100.00%

Florida Department of Environmental Protection  
2019 Reuse Inventory

County	Reuse System Name	Total Reuse Flow (mgd)	Flow Stored in ASR (mgd)	Total Effluent Disposal (mgd)	Percent Reuse*
Marion	MARION CO.-SILVER SPRINGS SHORES	1.28	0.00	0.00	100.00%
Marion	FGUA-DUNNELLON	0.20	0.00	0.00	100.00%
Marion	MARION LANDING	0.06	0.00	0.00	100.00%
Marion	BELLEVIEW, CITY OF	0.44	0.00	0.00	100.00%
Marion	RAINBOW SPRINGS FIFTH REPLAT WWTF	0.14	0.00	0.00	100.00%
Martin	STUART, CITY OF	0.27	0.00	1.62	14.16%
Martin	MARTIN CO.-SOUTH (TROPICAL FARMS)	1.75	0.00	1.29	57.42%
Martin	MARTIN CO.-NORTH	0.69	0.00	0.87	44.24%
Martin	SOUTH MARTIN REGIONAL UTILITY	0.89	0.00	0.00	100.00%
Martin	MARTIN CORRECTIONAL INSTITUTION	0.32	0.00	0.00	100.00%
Martin	INDIANTOWN COMPANY	0.24	0.00	0.00	100.00%
Martin	SAILFISH POINT	0.08	0.00	0.00	100.00%
Miami-Dade	MDWASD NORTH DISTRICT	3.32	0.00	86.80	3.68%
Miami-Dade	HOMESTEAD, CITY OF	5.67	0.00	0.00	100.00%
Miami-Dade	MDWASD CENTRAL DISTRICT	7.36	0.00	113.50	6.09%
Miami-Dade	MDWASD SOUTH DISTRICT	4.59	0.00	95.50	4.59%
Monroe	KEY WEST RESORT UTILITY	0.13	0.00	0.43	22.64%
Monroe	MARATHON AREA 4 WWTF	0.00	0.00	0.25	0.00%
Monroe	MARATHON AREA 7 WWTF	0.00	0.00	0.04	0.00%
Monroe	FKAA-BIG COPPITT	0.06	0.00	0.22	20.66%
Monroe	KEY COLONY BEACH, CITY OF	0.03	0.00	0.18	14.62%
Monroe	MARATHON AREA 5 WWTF	0.00	0.00	0.30	0.00%
Monroe	FKAA-DUCK KEY (HAWKS CAY)	0.10	0.00	0.03	77.42%
Monroe	MARATHON AREA 3 WWTF	0.00	0.00	0.18	0.00%
Monroe	NORTH KEY LARGO WWTF AT OCEAN REEF	0.00	0.00	0.19	0.00%

Florida Department of Environmental Protection  
2019 Reuse Inventory

County	Reuse System Name	Total Reuse Flow (mgd)	Flow Stored in ASR (mgd)	Total Effluent Disposal (mgd)	Percent Reuse*
Nassau	HILLIARD, TOWN OF	0.00	0.00	0.25	0.00%
Nassau	JEA-NASSAU REGIONAL (SUN RAY)	1.13	0.00	0.53	68.09%
Nassau	NASSAU AMELIA UTILITIES	0.65	0.00	0.00	100.00%
Okaloosa	NICEVILLE-NV REGIONAL (VALPARAISO)	2.51	0.00	0.00	100.00%
Okaloosa	MARY ESTHER, CITY OF	0.48	0.00	0.00	100.00%
Okaloosa	OKALOOSA-RUSSELL STEPHENSON	0.60	0.00	0.00	100.00%
Okaloosa	OKALOOSA CORRECTIONAL INSTITUTION	0.15	0.00	0.00	100.00%
Okaloosa	OKALOOSA-BOB SIKES INDUSTRIAL PARK	0.13	0.00	0.00	100.00%
Okaloosa	HURLBURT FIELD AIR FORCE BASE	0.59	0.00	0.00	100.00%
Okaloosa	OKALOOSA-ARBENNIE PRITCHETT	6.90	0.00	0.00	100.00%
Okaloosa	DESTIN WATER USERS	3.27	0.05	0.02	97.88%
Okaloosa	CRESTVIEW, CITY OF	1.64	0.00	0.00	100.00%
Okaloosa	FORT WALTON BEACH GENERAL REUSE SERVICE AREA	0.30	0.00	0.00	100.00%
Okeechobee	OKEECHOBEE CORRECTIONAL INSTITUTION	0.19	0.00	0.00	100.00%
Okeechobee	OKEECHOBEE UTILITY AUTHORITY	0.51	0.00	0.34	59.76%
Orange	FAIRWAYS COUNTRY CLUB	0.13	0.00	0.00	100.00%
Orange	OCUD-EASTERN SERVICE AREA	19.96	0.00	0.00	100.00%
Orange	CONSERV II DISTRIBUTION CENTER	36.59	0.00	0.00	100.00%
Orange	ORLANDO-CONSERV II	3.60	0.00	0.00	100.00%
Orange	REEDY CREEK IMPROVEMENT DISTRICT	14.32	0.00	0.00	100.00%
Orange	OCOEE, CITY OF	3.59	0.00	0.00	100.00%
Orange	OCUD-SOUTH SERVICE AREA	9.81	0.00	0.00	100.00%
Orange	GULFSTREAM HARBOR MOBILE HOME PARK	0.07	0.00	0.00	100.00%

Florida Department of Environmental Protection  
2019 Reuse Inventory

County	Reuse System Name	Total Reuse Flow (mgd)	Flow Stored in ASR (mgd)	Total Effluent Disposal (mgd)	Percent Reuse*
Orange	WEDGEFIELD SUBDIVISION	0.19	0.00	0.00	100.00%
Orange	ROCK SPRINGS MOBILE HOME PARK	0.08	0.00	0.00	100.00%
Orange	APOPKA-PROJECT ARROW	7.89	0.00	0.00	100.00%
Orange	WINTER PARK, CITY OF	0.28	0.00	0.00	100.00%
Orange	WINTER GARDEN, CITY OF	1.95	0.00	1.39	58.38%
Orange	ORLANDO-WATER CONSERV I	7.79	0.00	0.00	100.00%
Orange	OCUD-NORTHWEST SERVICE AREA	3.60	0.00	0.00	100.00%
Osceola	TOHO-POINCIANA	3.61	0.00	0.00	100.00%
Osceola	TOHO-CAMELOT	16.88	0.00	0.00	100.00%
Osceola	KISSIMMEE GOOD SAMARITAN RETIREMENT VILLAGE	0.16	0.00	0.00	100.00%
Osceola	TOHO-PARKWAY	0.99	0.00	0.00	100.00%
Osceola	TOHO-HARMONY	0.64	0.00	0.00	100.00%
Osceola	ST. CLOUD-SOUTHSIDE #2	3.41	0.00	0.21	94.17%
Osceola	TOHO-SANDHILL ROAD	5.20	0.00	0.00	100.00%
Palm Beach	SOUTH CENTRAL REGIONAL	6.82	0.00	9.91	40.77%
Palm Beach	VILLAGE OF WELLINGTON WWTP	0.47	0.00	3.06	13.41%
Palm Beach	PALM BEACH CO.-CENTRAL REGION RWF	0.72	0.00	0.00	100.00%
Palm Beach	PALM BEACH CO.-WESTERN REGION NORTH (FKA PAHOKEE WWTP)	0.01	0.00	0.72	1.37%
Palm Beach	OKEELANTA CORPORATION	0.06	0.00	0.00	100.00%
Palm Beach	SEACOAST UTILITIES PGA	9.15	0.00	1.38	86.89%
Palm Beach	LOXAHATCHEE ENV. CONTROL DIST.	5.99	0.00	2.77	68.38%
Palm Beach	PALM BEACH CO.-WESTERN REGION (BELLE GLADE)	0.06	0.00	2.76	2.27%
Palm Beach	WEST PALM BEACH-EAST CENTRAL REGIONAL	20.10	0.00	25.86	43.73%

Florida Department of Environmental Protection  
2019 Reuse Inventory

County	Reuse System Name	Total Reuse Flow (mgd)	Flow Stored in ASR (mgd)	Total Effluent Disposal (mgd)	Percent Reuse*
Palm Beach	PALM BEACH CO. SOUTHERN REGION	13.24	0.00	7.65	63.38%
Palm Beach	BOCA RATON, CITY OF (PROJECT IRIS)	11.51	0.00	4.68	71.09%
Pasco	FGUA-SEVEN SPRINGS WWTF	1.99	0.00	0.00	100.00%
Pasco	FGUA-PALM TERRACE GARDENS	0.11	0.00	0.00	100.00%
Pasco	DADE CITY, CITY OF	0.71	0.00	0.00	100.00%
Pasco	PASCO CO. MASTER REUSE SYSTEM	24.83	0.00	0.00	100.00%
Pasco	FGUA-JASMINE LAKES	0.26	0.00	0.00	100.00%
Pasco	FOREST LAKE ESTATES	0.06	0.00	0.00	100.00%
Pasco	NEW PORT RICHEY, CITY OF	1.27	0.00	0.23	84.64%
Pasco	TRAVELER'S REST RV PARK WWTP	0.04	0.00	0.00	100.00%
Pasco	ZEPHYRHILLS, CITY OF	1.70	0.00	0.00	100.00%
Pinellas	PINELLAS CO.-SOUTH CROSS BAYOU	11.34	0.00	10.77	51.29%
Pinellas	PINELLAS CO.-WILLIAM E. DUNN WATER RECLAMATION FACILITY	7.52	0.00	0.00	100.00%
Pinellas	ST. PETERSBURG MASTER URBAN REUSE SYSTEM	22.18	0.00	12.40	64.13%
Pinellas	OLDSMAR, CITY OF	0.66	0.66	0.36	39.53%
Pinellas	DUNEDIN, CITY OF-MAINLAND	3.10	0.00	1.50	67.39%
Pinellas	ON TOP OF THE WORLD	0.40	0.00	0.00	100.00%
Pinellas	TARPON SPRINGS, CITY OF	1.46	0.00	0.47	75.60%
Pinellas	CLEARWATER CITY OF MASTER REUSE SYSTEM	5.22	0.00	10.28	33.65%
Pinellas	LARGO, CITY OF	5.38	0.00	7.45	41.94%
Polk	GRENELEFE UTILITIES	0.14	0.00	0.00	100.00%
Polk	WINTER HAVEN SERVICE AREA 2	1.14	0.00	0.00	100.00%
Polk	POLK CORRECTIONAL INSTITUTION	0.16	0.00	0.00	100.00%

Florida Department of Environmental Protection  
2019 Reuse Inventory

County	Reuse System Name	Total Reuse Flow (mgd)	Flow Stored in ASR (mgd)	Total Effluent Disposal (mgd)	Percent Reuse*
Polk	WINTER HAVEN SERVICE AREA 3	0.19	0.00	3.90	4.65%
Polk	MULBERRY CITY OF	0.28	0.00	0.02	93.27%
Polk	SWISS GOLF CLUB	0.04	0.00	0.00	100.00%
Polk	POLK CO.-NORTHWEST REGIONAL	0.48	0.23	0.00	67.99%
Polk	CARDINAL HILL (FKA POLK CITY INTERIM)	0.13	0.00	0.00	100.00%
Polk	POLK CO.-SUN RAY	0.35	0.00	0.00	100.00%
Polk	LAKELAND, CITY OF	9.52	0.00	4.71	66.90%
Polk	CAREFREE RV COUNTRY CLUB WWTF	0.02	0.00	0.00	100.00%
Polk	HAINES CITY	2.07	0.00	0.05	97.55%
Polk	SWEETWATER GOLF & TENNIS CLUB	0.06	0.00	0.00	100.00%
Polk	STREAMSONG WWTF	0.03	0.00	0.00	100.00%
Polk	CYPRESS LAKES UTILITIES, INC.	0.11	0.00	0.00	100.00%
Polk	POLK CO.-WAVERLY	0.03	0.00	0.00	100.00%
Polk	GOLD COAST UTILITY	0.09	0.00	0.00	100.00%
Polk	LAKE ALFRED, CITY OF	0.49	0.00	0.00	100.00%
Polk	SWISS VILLAGE MOBILE HOME PARK	0.03	0.00	0.00	100.00%
Polk	DAVENPORT, CITY OF	0.19	0.00	0.00	100.00%
Polk	BARTOW, CITY OF	2.44	0.00	0.00	100.00%
Polk	POLK CO.-NORTHEAST REGIONAL	3.55	0.00	0.00	100.00%
Polk	FORT MEADE, CITY OF	0.54	0.00	0.00	100.00%
Polk	AUBURNDALE, CITY OF-REGIONAL	1.69	0.00	0.00	100.00%
Polk	OUTDOOR RESORTS AT ORLANDO	0.11	0.00	0.00	100.00%
Polk	POLK CO.-SOUTHWEST REGIONAL WWTP	1.01	0.00	0.00	100.00%
Polk	FROSTPROOF, CITY OF	0.16	0.00	0.00	100.00%
Polk	DUNDEE, TOWN OF	0.13	0.00	0.00	100.00%



Florida Department of Environmental Protection  
2019 Reuse Inventory

County	Reuse System Name	Total Reuse Flow (mgd)	Flow Stored in ASR (mgd)	Total Effluent Disposal (mgd)	Percent Reuse*
Polk	AUBURNDALE, CITY OF-ALLRED	0.79	0.00	0.00	100.00%
Polk	LAKE WALES, CITY OF	1.19	0.00	0.00	100.00%
Putnam	RIVER PARK MHP	0.05	0.00	0.00	100.00%
Putnam	EAST PUTNAM COUNTY REGIONAL	0.14	0.00	0.00	100.00%
Putnam	CRESCENT CITY, CITY OF	0.09	0.00	0.00	100.00%
Putnam	PALATKA, CITY OF	1.53	0.00	0.12	92.67%
Santa Rosa	JAY, TOWN OF	0.05	0.00	0.00	100.00%
Santa Rosa	MILTON, CITY OF	0.27	0.00	1.86	12.76%
Santa Rosa	PACE WATER SYSTEM, INC.	1.25	0.00	0.25	83.29%
Santa Rosa	SUNDIAL UTILITIES OF MILTON	0.10	0.00	0.00	100.00%
Santa Rosa	SOUTH SANTA ROSA UTILITY SYSTEM (GULF BREEZE-TIGER POINT)	1.69	0.00	0.00	100.00%
Santa Rosa	SANTA ROSA CO.-NAVARRE BEACH	0.01	0.00	0.32	4.19%
Santa Rosa	HOLLEY-NAVARRE WATER SYSTEMS, INC.	1.56	0.00	0.00	100.00%
Sarasota	SARASOTA, CITY OF	2.12	0.00	3.16	40.12%
Sarasota	NORTH PORT, CITY OF	0.90	0.00	1.73	34.19%
Sarasota	CAMELOT LAKES	0.07	0.00	0.00	94.29%
Sarasota	SARASOTA CO.-NORTH	6.40	0.30	5.00	54.70%
Sarasota	VENICE, CITY OF-PROJECT WAVE	2.55	0.00	0.00	100.00%
Sarasota	SARASOTA CO.-SOUTH (VENICE GARDENS)	1.87	0.00	0.96	66.08%
Seminole	WINTER SPRINGS EAST	1.08	0.00	0.00	100.00%
Seminole	WINTER SPRINGS WEST	1.03	0.00	0.00	100.00%
Seminole	PALM VALLEY	0.08	0.00	0.00	100.00%
Seminole	SANFORD-NORTH & SOUTH	5.92	0.00	0.19	96.83%
Seminole	SEMINOLE CO.-NORTHWEST (YANKEE LAKE)	2.53	0.00	0.00	100.00%

Florida Department of Environmental Protection  
2019 Reuse Inventory

County	Reuse System Name	Total Reuse Flow (mgd)	Flow Stored in ASR (mgd)	Total Effluent Disposal (mgd)	Percent Reuse*
Seminole	ORLANDO-IRON BRIDGE	18.59	0.00	3.79	83.07%
Seminole	SEMINOLE CO.-GREENWOOD LAKES	2.27	0.00	0.00	100.00%
Seminole	WEKIVA HUNT CLUB	0.22	0.00	0.15	59.79%
Seminole	CASSELBERRY, CITY OF	1.02	0.00	0.00	100.00%
Seminole	OVIEDO, CITY OF (ALAFAYA UTILITIES)	2.26	0.00	0.00	100.00%
Seminole	FGUA-CHULUOTA	0.07	0.00	0.00	100.00%
Seminole	ALTAMONTE SPRINGS, CITY OF (PROJECT APRICOT)	7.11	0.00	0.00	99.97%
St. Johns	ST. JOHNS CO.-ANASTASIA ISLAND	0.21	0.00	2.44	7.95%
St. Johns	ST. JOHNS CO.-SAWGRASS	0.49	0.00	0.31	61.14%
St. Johns	JEA-PONTE VEDRA	0.18	0.00	0.29	38.06%
St. Johns	NORTH BEACH UTILITIES	0.31	0.00	0.00	100.00%
St. Johns	ST. JOHNS CO.-NORTHWEST	1.67	0.00	0.01	99.64%
St. Johns	ST. JOHNS CO.-MARSH LANDING PONTE VEDRA LAKES	0.26	0.00	0.26	50.29%
St. Johns	JEA-PONCE DE LEON	0.06	0.00	0.00	100.00%
St. Johns	ST. JOHNS CO.-INNLET BEACH	0.18	0.00	0.06	73.97%
St. Johns	ST. JOHNS CO.-MAINLAND (S.R. 207)	0.17	0.00	0.00	100.00%
St. Johns	ST. AUGUSTINE, CITY OF	0.21	0.00	3.45	5.76%
St. Johns	ST. JOHNS CO.-PLAYERS CLUB SOUTH	0.17	0.00	0.23	42.50%
St. Lucie	ST. LUCIE CO.-NORTH HUTCHINSON	0.24	0.00	0.00	100.00%
St. Lucie	SAVANNA CLUB	0.05	0.00	0.00	100.00%
St. Lucie	HUTCHINSON-ISLAND DUNES	0.04	0.00	0.00	100.00%
St. Lucie	HARBOUR RIDGE P.U.D.	0.07	0.00	0.00	100.00%
St. Lucie	SPANISH LAKES FAIRWAYS	0.15	0.00	0.00	100.00%
St. Lucie	ST. LUCIE CO.-SOUTH HUTCHINSON	0.27	0.00	0.02	94.16%

Florida Department of Environmental Protection  
2019 Reuse Inventory

County	Reuse System Name	Total Reuse Flow (mgd)	Flow Stored in ASR (mgd)	Total Effluent Disposal (mgd)	Percent Reuse*
St. Lucie	PORT ST LUCIE-GLADES	0.31	0.00	4.91	5.89%
St. Lucie	ST. LUCIE WEST	1.86	0.00	0.00	100.00%
St. Lucie	FORT PIERCE UTILITY AUTHORITY	0.06	0.00	4.17	1.32%
St. Lucie	ST. LUCIE CO.-NORTH (HOLIDAY PINES)	0.13	0.00	0.00	100.00%
St. Lucie	PORT ST. LUCIE UTILITY-WESTPORT	1.20	0.00	3.13	27.74%
St. Lucie	SPANISH LAKES COUNTRY CLUB	0.09	0.00	0.00	100.00%
St. Lucie	MEADOWOOD COMMUNITY (PANTHER WOODS)	0.06	0.00	0.00	100.00%
Sumter	CONTINENTAL COUNTRY CLUB	0.10	0.00	0.00	100.00%
Sumter	BUSHNELL, CITY OF	0.33	0.00	0.00	100.00%
Sumter	SUMTER CORRECTIONAL INSTITUTION	0.32	0.00	0.00	100.00%
Sumter	WILDWOOD, CITY OF	0.35	0.00	0.00	100.00%
Sumter	THE VILLAGES-LITTLE SUMTER SERVICE AREA (LSSA)	1.59	0.00	0.00	100.00%
Sumter	THE VILLAGES-NSU MASTER REUSE SYSTEM	4.33	0.00	0.00	100.00%
Suwannee	LIVE OAK, CITY OF	0.82	0.00	0.00	100.00%
Suwannee	BRANFORD, TOWN OF	0.05	0.00	0.00	100.00%
Suwannee	ADVENT CHRISTIAN HOME	0.05	0.00	0.00	100.00%
Taylor	TAYLOR CORRECTIONAL INSTITUTION	0.16	0.00	0.00	100.00%
Taylor	PERRY, CITY OF	1.01	0.00	0.00	100.00%
Union	LAKE BUTLER, CITY OF	0.51	0.00	0.00	100.00%
Volusia	NORTH PENINSULA UTILITIES (SEABRIDGE)	0.05	0.00	0.00	100.00%
Volusia	TYMBER CREEK	0.06	0.00	0.00	100.00%
Volusia	PORT ORANGE, CITY OF	5.68	0.00	0.64	89.88%
Volusia	VCUD-HALIFAX PLANTATION WWTF	0.17	0.00	0.00	100.00%

Florida Department of Environmental Protection  
2019 Reuse Inventory

County	Reuse System Name	Total Reuse Flow (mgd)	Flow Stored in ASR (mgd)	Total Effluent Disposal (mgd)	Percent Reuse*
Volusia	DELAND, CITY OF	3.72	0.00	0.02	99.47%
Volusia	HOLLY HILL, CITY OF	0.37	0.00	1.27	22.56%
Volusia	NEW SMYRNA BEACH, CITY OF	3.62	0.00	0.00	100.00%
Volusia	DAYTONA REUSE IMPLEMENTATION PROJECT (DRIP)	3.90	0.00	7.40	34.51%
Volusia	EDGEWATER, CITY OF	1.25	0.00	0.47	72.43%
Volusia	DELTONA, CITY OF	0.67	0.00	0.00	100.00%
Volusia	VCUD-SOUTHWEST REGIONAL	1.26	0.00	0.00	100.00%
Volusia	VCUD-SOUTHWEST WWTF-2	0.48	0.00	0.00	100.00%
Volusia	VCUD-SOUTHEAST REGIONAL	0.22	0.00	0.00	100.00%
Volusia	ORMOND BEACH	4.18	0.00	0.60	87.45%
Wakulla	WINCO UTILITIES, INC.	0.32	0.00	0.00	100.00%
Wakulla	ST. MARKS WWTF	0.05	0.00	0.00	100.00%
Wakulla	WAKULLA CO. (OTTER CREEK)	0.61	0.00	0.00	100.00%
Walton	DEFUNIAK SPRINGS, CITY OF	0.80	0.00	0.00	100.00%
Walton	WALTON CO.-WOLFE CREEK REUSE SYSTEM	2.10	0.00	0.00	100.00%
Walton	SOUTH WALTON UTILITY COMPANY	1.42	0.00	0.09	93.96%
Walton	WALTON CO.-EAST REUSE SYSTEM	0.73	0.00	0.00	100.00%
Walton	WALTON COUNTY COMMERCE PARK AT MOSSY HEAD	0.03	0.00	0.00	100.00%
Walton	WALTON CORRECTIONAL INSTITUTION	0.18	0.00	0.00	100.00%
Walton	FREEPORT, CITY OF	0.39	0.00	0.00	100.00%
Walton	WALTON CO.-SANDESTIN	0.35	0.00	0.00	100.00%
Washington	VERNON, CITY OF	0.10	0.00	0.00	100.00%

Florida Department of Environmental Protection  
2019 Reuse Inventory

County	Reuse System Name	Total Reuse Flow (mgd)	Flow Stored in ASR (mgd)	Total Effluent Disposal (mgd)	Percent Reuse*
Washington	NORTHWEST FLORIDA RECEPTION CENTER WWTF (FKA WASHINGTON CO. CORRECTIONAL)	0.33	0.00	0.00	100.00%
Washington	CHIPLEY, CITY OF	0.76	0.00	0.00	100.00%

Note:

\* Percent reuse is not applicable by county since effluent disposal from facilities that do not provide reuse are not accounted for in this appendix. See Table 5 in the report for a summary of the total wastewater flow and reuse ratios by county.

## Appendix L. All Domestic Wastewater Treatment Facilities Included in the 2019 Reuse Inventory Report

County	Facility Name	WAFR ID	DEP	WMD	Reuse?	WWTF Capacity (mgd)	WWTF Flow (mgd)
Alachua	ALACHUA AWRF	FLA011290	JAX	SRWMD	YES	1.5	0.7
Alachua	GRU-KANAPAHA WRF	FL0112895	JAX	SJRWMD	YES	14.9	11.0076
Alachua	GRU-MAIN STREET WRF	FL0027251	JAX	SJRWMD	YES	7.5	6.158
Alachua	HAWTHORNE WWTF	FLA011291	JAX	SJRWMD	YES	0.2	0.071
Alachua	HIGH SPRINGS WWTF	FLA286095	JAX	SRWMD	YES	0.24	0.13
Alachua	NEWBERRY WWTF	FLA011292	JAX	SRWMD	YES	0.499	0.243
Alachua	UNIVERSITY OF FLORIDA WRF	FLA011322	JAX	SJRWMD	YES	3	1.76
Baker	BAKER CORRECTIONAL INSTITUTION	FLA011332	JAX	SJRWMD	YES	0.32	0.208
Baker	MACCLENNY, CITY OF WWTF	FL0040495	JAX	SJRWMD	NO	1.3	0.661
Bay	BAY CO.-NORTH BAY WWTF	FLA428523	PEN	NWFWMD	YES	0.25	0.076
Bay	LYNN HAVEN AWTF	FL0169978	PEN	NWFWMD	YES	2.5	1.415
Bay	MILITARY POINT REGIONAL AWT FACILITY	FL0167959	PEN	NWFWMD	YES	7	3.334
Bay	MILLVILLE AWT FACILITY	FL0170909	PEN	NWFWMD	NO	5	2.1
Bay	PANAMA CITY BEACH	FL0021512	PEN	NWFWMD	YES	14	7.1
Bay	ST. ANDREWS WWTF	FL0020451	PEN	NWFWMD	NO	5	3
Bradford	FLORIDA STATE PRISON WWTF	FLA113450	JAX	SRWMD	YES	1.78	1.02
Bradford	STARKE WWTF	FL0028126	JAX	SRWMD	YES	1.65	0.57
Brevard	BCUD-BAREFOOT BAY WRF	FL0042293	ORL	SJRWMD	YES	0.9	0.601
Brevard	BCUD-NORTH REGIONAL WWTF	FLA010263	ORL	SJRWMD	YES	0.99	0.319
Brevard	BCUD-PORT ST. JOHN WWTP	FLA102750	ORL	SJRWMD	YES	0.49	0.377
Brevard	BCUD-SOUTH BEACHES WWTF	FL0040622	ORL	SJRWMD	YES	8	5.963
Brevard	BCUD-SOUTH CENTRAL REGIONAL	FL0102679	ORL	SJRWMD	YES	12	4.51
Brevard	BCUD-SYKES CREEK	FLA102695	ORL	SJRWMD	YES	6	2.986
Brevard	CAPE CANAVERAL WRF	FL0020541	ORL	SJRWMD	YES	1.8	1.144
Brevard	CCAFS-REGIONAL	FL0102920	ORL	SJRWMD	YES	0.8	0.415

Florida Department of Environmental Protection  
2019 Reuse Inventory

County	Facility Name	WAFR ID	DEP	WMD	Reuse?	WWTF Capacity (mgd)	WWTF Flow (mgd)
Brevard	COCOA BEACH WRF	FL0021105	ORL	SJRWMD	YES	6	3.924
Brevard	JERRY SELLERS WRF	FL0021521	ORL	SJRWMD	YES	4.5	2.04
Brevard	MELBOURNE-DAVID B. LEE WWTF	FLA010323	ORL	SJRWMD	YES	7	4.32
Brevard	MELBOURNE-GRANT STREET WWTF	FL0041122	ORL	SJRWMD	YES	5.5	3.17
Brevard	PALM BAY WWTF	FLA103357	ORL	SJRWMD	YES	2.3	0.745
Brevard	RAY BULLARD WRF	FLA010332	ORL	SJRWMD	YES	3	1.71
Brevard	ROCKLEDGE WWTF	FL0021571	ORL	SJRWMD	YES	4.5	2.28
Brevard	SUN LAKE ESTATES	FLA010353	ORL	SJRWMD	YES	0.099	0.04
Brevard	THE GREAT OUTDOORS RV/GOLF RESORT	FLA010386	ORL	SJRWMD	YES	0.182	0.109
Brevard	TITUSVILLE NORTH-OSPREY	FL0103268	ORL	SJRWMD	YES	2.75	2.06
Brevard	TITUSVILLE SOUTH-BLUE HERON	FL0103349	ORL	SJRWMD	YES	4	2.315
Broward	BROWARD CO. NORTH REGIONAL	FL0031771	WPB	SFWMD	YES	95	70.3
Broward	CITY OF COOPER CITY WWTP	FL0040398	WPB	SFWMD	YES	3.44	1.74
Broward	CORAL SPRINGS IMPROVEMENT DISTRICT WWTF	FLA041301	WPB	SFWMD	NO	7.72	5.14
Broward	DAVIE WWTP	FL0040541	WPB	SFWMD	YES	4.85	2.12
Broward	FORT LAUDERDALE-G.T. LOHMEYER WWTF	FLA041378	WPB	SFWMD	NO	55.7	37.262
Broward	HOLLYWOOD SOUTHERN REGIONAL	FL0026255	WPB	SFWMD	YES	55.5	38.31
Broward	MARGATE, CITY OF WEST WWTF	FLA041289	WPB	SFWMD	NO	10.1	7.5
Broward	MIRAMAR, CITY OF WWTF	FLA017025	WPB	SFWMD	YES	12.7	9.74
Broward	PEMBROKE PINES, CITY OF WWTF	FLA013575	WPB	SFWMD	NO	10.45	7
Broward	PLANTATION REGIONAL WWTF	FLA040401	WPB	SFWMD	YES	18.9	11.896
Broward	POMPANO BEACH REUSE FACILITY	FLA013581	WPB	SFWMD	YES	7.5	2.868
Broward	SUNRISE NO.1 WWTF (SPRINGTREE)	FLA041947	WPB	SFWMD	NO	11.5	8.36
Broward	SUNRISE NO.3 WWTF (SAWGRASS)	FLA042641	WPB	SFWMD	NO	20	12.173
Broward	SUNRISE-SOUTHWEST WWTF	FLA013580	WPB	SFWMD	YES	0.99	0.339
Broward	TINDALL HAMMOCK I&SC (FERNCREST)	FLA013583	WPB	SFWMD	YES	0.6	0.453
Broward	TOWN OF DAVIE WRF	FLA706736	WPB	SFWMD	YES	3.5	1.401

Florida Department of Environmental Protection  
2019 Reuse Inventory

County	Facility Name	WAFR ID	DEP	WMD	Reuse?	WWTF Capacity (mgd)	WWTF Flow (mgd)
Calhoun	BLOUNTSTOWN, CITY OF WWTF	FL0026867	PEN	NFWWMD	NO	1.5	0.387
Charlotte	CHARLOTTE CO. UTILITIES-EAST PORT WRF	FL0040291	FTM	SWFWMD	YES	6	5.263
Charlotte	CHARLOTTE CO. UTILITIES-ROTONDA WRF	FLA014098	FTM	SWFWMD	YES	2	1.029
Charlotte	CHARLOTTE CO. UTILITIES-WESTPORT WWTP	FLA014048	FTM	SWFWMD	YES	1.2	0.686
Charlotte	CHARLOTTE CO.-BURNT STORE	FLA014083	FTM	SWFWMD	YES	0.5	0.316
Charlotte	CHARLOTTE CORRECTIONAL INSTITUTION	FLA014130	FTM	SFWMD	YES	0.25	0.237
Charlotte	ENGLEWOOD WWTF	FLA014126	FTM	SWFWMD	YES	3	1.358
Charlotte	PUNTA GORDA WWTF	FLA118371	FTM	SWFWMD	NO	4	2.585
Charlotte	RIVERWOOD UTILITIES WWTP	FLA014060	FTM	SWFWMD	YES	0.499	0.129
Charlotte	TOWN AND COUNTRY UTILITY WRF	FLA665495	FTM	SWFWMD	YES	0.75	0.048
Citrus	BEVERLY HILLS-ROLLING OAKS	FLA011869	TPA	SWFWMD	YES	0.575	0.443
Citrus	CITRUS CO.-BRENTWOOD REGIONAL WWTF	FLA011844	TPA	SWFWMD	YES	0.5	0.397
Citrus	CITRUS CO.-MEADOWCREST WWTF	FLA011845	TPA	SWFWMD	YES	2	0.795
Citrus	CITRUS CO.-POINT OF WOODS WWTF	FLA011893	TPA	SWFWMD	YES	0.036	0.022
Citrus	CITRUS CO.-SW REGIONAL WRF	FLA011903	TPA	SWFWMD	YES	1.5	0.562
Citrus	CRYSTAL RIVER WWTF	FLA011848	TPA	SWFWMD	YES	1.5	0.791
Citrus	INVERNESS, CITY OF WWTF	FLA011847	TPA	SWFWMD	YES	1.5	0.566
Clay	CCUA-FLEMING ISLAND WWTF	FL0043834	JAX	SJRWMD	YES	4	2.2
Clay	CCUA-KEYSTONE HEIGHTS WWTF	FLA362743	JAX	SJRWMD	YES	0.074	0.015
Clay	CCUA-MID-CLAY REGIONAL WWTF	FLA011377	JAX	SJRWMD	YES	0.65	0.227
Clay	CCUA-MILLER STREET WWTP	FL0025151	JAX	SJRWMD	YES	4.99	1.099
Clay	CCUA-PETER'S CREEK WWTF	FLA327841	JAX	SJRWMD	YES	0.0999	0.0598
Clay	CCUA-RIDAUGHT LANDING WWTF	FL0039721	JAX	SJRWMD	YES	2.37	1.42
Clay	CCUA-SPENCER WWTP	FL0173371	JAX	SJRWMD	YES	4	1.518
Clay	FANG-CAMP BLANDING WWTF	FL0022853	JAX	SJRWMD	NO	0.9	0.125
Clay	GREEN COVE SPRINGS, CITY OF-SOUTH WWTF	FL0030210	JAX	SJRWMD	NO	0.5	0.27
Clay	GREEN COVE SPRINGS-HARBOR ROAD WWTP	FL0020915	JAX	SJRWMD	YES	0.75	0.484



Florida Department of Environmental Protection  
2019 Reuse Inventory

County	Facility Name	WAFR ID	DEP	WMD	Reuse?	WWTF Capacity (mgd)	WWTF Flow (mgd)
Clay	ORANGE PARK WWTF	FL0023922	JAX	SJRWMD	YES	2.5	0.867
Collier	AVE MARIA UTILITY CO	FLA376400	FTM	SFWMD	YES	0.9	0.37
Collier	COLLIER CO.-GOLDEN GATE WWTP	FLA142140	FTM	SFWMD	YES	1.5	1.217
Collier	COLLIER CO.-NE UTILITIES WWTP	FLA014165	FTM	SFWMD	YES	0.75	0.38
Collier	COLLIER CO.-NORTH	FL0141399	FTM	SFWMD	YES	24.1	10.214
Collier	COLLIER CO.-SOUTH	FL0141356	FTM	SFWMD	YES	16	8.643
Collier	EVERGLADES CITY WWTF	FLA027618	FTM	SFWMD	YES	0.16	0.072
Collier	IMMOKALEE WWTF	FLA014132	FTM	SFWMD	YES	4	1.73
Collier	MARCO ISLAND UTILITIES WWTP	FLA014167	FTM	SFWMD	YES	4.92	2.27
Collier	MARCO SHORES UTILITIES WWTP	FLA014174	FTM	SFWMD	YES	0.3	0.087
Collier	NAPLES WRF	FL0026271	FTM	SFWMD	YES	10	5.257
Collier	PORT OF THE ISLANDS WRF	FLA141704	FTM	SFWMD	YES	0.2	0.095
Columbia	COLUMBIA CORRECTIONAL INSTITUTION	FLA011418	JAX	SRWMD	YES	0.525	0.44
Columbia	KICKLIGHTER WWTF	FLA758353	JAX	SRWMD	YES	3	0.41
Columbia	SERVICE ZONE PACKAGE WWTP	FLA190128	JAX	SRWMD	YES	0.05	0.002
Columbia	ST. MARGARET WWTF	FLA113956	JAX	SRWMD	YES	3	1.8
DeSoto	ARCADIA, CITY OF-WILLIAM TYSON WWTP	FL0027511	FTM	SWFWMD	YES	2	0.76
DeSoto	DESOTO CO.-LAKE SUZY WWTF	FLA119644	FTM	SWFWMD	YES	0.087	0.047
DeSoto	DESOTO COUNTY REGIONAL WWTP	FLA530808	FTM	SWFWMD	YES	0.75	0.338
Dixie	CROSS CITY WWTF	FLA114201	JAX	SRWMD	YES	0.4	0.28
Duval	ATLANTIC BEACH, CITY OF WWTF	FL0038776	JAX	SJRWMD	NO	3.5	1.619
Duval	BALDWIN, TOWN OF WWTF	FL0027812	JAX	SJRWMD	NO	0.4	0.233
Duval	JACKSONVILLE BEACH	FL0020231	JAX	SJRWMD	YES	4.5	2.447
Duval	JEA-ARLINGTON EAST	FL0026441	JAX	SJRWMD	YES	25	20.46
Duval	JEA-BLACKS FORD	FL0174441	JAX	SJRWMD	YES	6	4.524
Duval	JEA-BUCKMAN STREET WWTF	FL0026000	JAX	SJRWMD	YES	52.5	23.98
Duval	JEA-DISTRICT II WWTF	FL0026450	JAX	SJRWMD	YES	10	5.44

Florida Department of Environmental Protection  
2019 Reuse Inventory

County	Facility Name	WAFR ID	DEP	WMD	Reuse?	WWTF Capacity (mgd)	WWTF Flow (mgd)
Duval	JEA-JULINGTON CREEK	FL0043591	JAX	SJRWMD	YES	1	0.863
Duval	JEA-MANDARIN	FL0023493	JAX	SJRWMD	YES	8.75	6.48
Duval	JEA-MONTEREY WRF	FL0023604	JAX	SJRWMD	NO	3.6	1.578
Duval	JEA-SOUTHWEST DISTRICT WWTF	FL0026468	JAX	SJRWMD	YES	14	11.18
Duval	NEPTUNE BEACH WWTF	FL0020427	JAX	SJRWMD	NO	0.9	0.55
Duval	NORMANDY VILLAGE UTILITY	FLA011517	JAX	SJRWMD	YES	0.4	0.275
Duval	USN MAYPORT NS WWTF	FL0000922	JAX	SJRWMD	NO	2	0.681
Duval	USN NAS JACKSONVILLE	FL0000957	JAX	SJRWMD	YES	2.3	0.569
Escambia	CENTURY, TOWN OF WWTF	FL0032468	PEN	NWFWMD	NO	0.675	0.428
Escambia	ECUA-BAYOU MARCUS WRF	FL0031801	PEN	NWFWMD	YES	8.2	5.403
Escambia	ECUA-CENTRAL WRF	FL0559351	PEN	NWFWMD	YES	22.5	14.402
Escambia	ECUA-PENSACOLA BEACH	FL0024007	PEN	NWFWMD	YES	3.832	0.952
Flagler	BEACH HAVEN WWTF	FLA357171	JAX	SJRWMD	YES	0.1	0.012
Flagler	BULOW VILLAGE WWTF	FLA011601	JAX	SJRWMD	YES	0.088	0.044
Flagler	BUNNELL, CITY OF - MICHAEL J. MIKULKA WWTF	FL0020907	JAX	SJRWMD	YES	0.6	0.35
Flagler	DUNES CDD WWTF	FLA011602	JAX	SJRWMD	YES	0.71	0.373
Flagler	FLAGLER BEACH, CITY OF WWTF	FL0026611	JAX	SJRWMD	NO	1	0.588
Flagler	FLAGLER CO.-PLANTATION BAY WWTF	FLA011597	JAX	SJRWMD	YES	0.475	0.175
Flagler	MATANZAS SHORES	FLA011599	JAX	SJRWMD	YES	0.322	0.084
Flagler	PALM COAST WWTF #1	FL0116009	JAX	SJRWMD	YES	13.66	5.581
Flagler	PALM COAST WWTF #2	FL0710008	JAX	SJRWMD	YES	2	0.928
Franklin	APALACHICOLA WWTF	FLA038857	PEN	NWFWMD	YES	1	0.25
Franklin	EASTPOINT WWTP	FLA010065	PEN	NWFWMD	YES	0.3	0.115
Franklin	KENNETH B COPE AWT FACILITY	FLA100641	PEN	NWFWMD	YES	1.2	0.439
Gadsden	CHATTAHOOCHEE, CITY OF WWTF	FL0027669	PEN	NWFWMD	NO	0.4	0.213
Gadsden	FLORIDA STATE HOSPITAL WWTF	FL0031402	PEN	NWFWMD	NO	1.3	0.347
Gadsden	GRETNA, CITY OF WWTP	FLA100781	PEN	NWFWMD	YES	0.4	0.192

Florida Department of Environmental Protection  
2019 Reuse Inventory

County	Facility Name	WAFR ID	DEP	WMD	Reuse?	WWTF Capacity (mgd)	WWTF Flow (mgd)
Gadsden	HAVANA, TOWN OF (STP)	FLA100765	PEN	NFWWMD	YES	0.4	0.166
Gadsden	QUINCY, CITY OF	FL0029033	PEN	NFWWMD	YES	1.5	1.1
Gadsden	TALQUIN-GADSDEN EAST WWTP	FLA187941	PEN	NFWWMD	YES	0.25	0.161
Gadsden	TALQUIN-HAVANA MIDDLE SCHOOL WWTF	FLA010085	PEN	NFWWMD	YES	0.015	0.00185
Gilchrist	LANCI WWTP	FLA011620	JAX	SRWMD	YES	0.25	0.091
Gilchrist	TRENTON WWTF	FLA011615	JAX	SRWMD	YES	0.2	0.101
Glades	GLADES COUNTY CORRECTIONAL WWTF	FLA016891	FTM	SFWMD	YES	0.405	0.225
Gulf	GULF CORRECTIONAL INSTITUTION	FLA010105	PEN	NFWWMD	YES	0.35	0.092
Gulf	PORT ST. JOE, CITY OF	FLA020206	PEN	NFWWMD	YES	1.9	0.6
Gulf	WEWAHITCHKA, CITY OF WWTF	FL0020125	PEN	NFWWMD	NO	0.33	0.133
Hamilton	JASPER, CITY OF WWTF	FL0027880	JAX	SRWMD	NO	1.2	0.692
Hamilton	JENNINGS WWTF	FLA011623	JAX	SRWMD	YES	0.175	0.117
Hamilton	SR-6/I-75 WWTF	FLA649163	JAX	SRWMD	YES	0.125	0.0209
Hamilton	WHITE SPRINGS, TOWN OF WWTF	FLA116220	JAX	SRWMD	YES	0.15	0.0573
Hardee	HARDEE CO.-BOWLING GREEN STP	FLA119911	TPA	SWFWMD	YES	0.32	0.209
Hardee	HARDEE CO.-WAUCHULA HILLS WWTP	FLA290980	TPA	SWFWMD	YES	0.36	0.122
Hardee	HARDEE COUNTY CORRECTIONAL	FLA012022	TPA	SWFWMD	YES	0.212	0.158
Hardee	WAUCHULA, CITY OF WWTP	FLA119890	TPA	SWFWMD	YES	1.2	0.639
Hardee	ZOLFO SPRINGS WWTF	FLA119903	TPA	SWFWMD	YES	0.29	0.13
Hendry	CLEWISTON WWTF	FL0040665	FTM	SFWMD	YES	1.5	1.47
Hendry	LABELLE, CITY OF WWTP #1	FLA014283	FTM	SFWMD	YES	0.75	0.469
Hendry	PORT LABELLE WWTP	FLA014290	FTM	SFWMD	YES	0.499	0.2
Hernando	BROOKSVILLE/COBB ROAD WWTF	FLA012036	TPA	SWFWMD	YES	8.723	1.148
Hernando	HERNANDO CO.-BROOKRIDGE	FLA012028	TPA	SWFWMD	YES	0.75	0.461
Hernando	HERNANDO CO.-HERNANDO AIRPORT SUBREGIONAL WWTF	FLA017223	TPA	SWFWMD	YES	3.5	1.59
Hernando	HERNANDO CO.-RIDGE MANOR WEST WWTF	FLA012031	TPA	SWFWMD	YES	0.75	0.26
Hernando	HERNANDO CO.-SPRING HILL WWTF	FLA012043	TPA	SWFWMD	YES	2.5	1.689

Florida Department of Environmental Protection  
2019 Reuse Inventory

County	Facility Name	WAFR ID	DEP	WMD	Reuse?	WWTF Capacity (mgd)	WWTF Flow (mgd)
Hernando	HERNANDO CO.-THE GLEN WWTF	FLA012069	TPA	SWFWMD	YES	3	0.645
Highlands	AVON PARK WATER POLLUTION CONTROL	FLA014313	FTM	SWFWMD	YES	1.5	0.781
Highlands	CEMETERY ROAD WWTF	FLA014311	FTM	SWFWMD	YES	1.5	0.991
Highlands	NORTH MAINSTREET WWTF	FLA281484	FTM	SWFWMD	YES	0.249	0.099
Highlands	SEBRING AIRPORT AUTHORITY WWTP	FLA014309	FTM	SFWMD	YES	0.09	0.032
Highlands	SEBRING-WESTERN BLVD WWTP	FLA014328	FTM	SWFWMD	YES	0.2	0.1
Highlands	SUN 'N LAKE OF SEBRING UNIT 4	FLA016268	FTM	SWFWMD	YES	0.25	0.02
Highlands	SUN 'N LAKE OF SEBRING UNIT 23	FLA014389	FTM	SWFWMD	YES	0.7	0.313
Highlands	TOMOKA HEIGHTS WWTF (PLACID UTILITIES)	FLA014329	FTM	SWFWMD	YES	0.2	0.06
Highlands	VILLAGES OF HIGHLANDS RIDGE WWTF	FLA143391	FTM	SWFWMD	YES	0.095	0.05
Hillsborough	COUNTRY MEADOWS (GOLDEN LAKES) WWTP	FLA122246	TPA	SWFWMD	YES	0.21	0.124
Hillsborough	HILLSBOROUGH-FALKENBURG ROAD	FL0040614	TPA	SWFWMD	YES	12	9.1
Hillsborough	HILLSBOROUGH-NORTHWEST WRF	FL0041670	TPA	SWFWMD	YES	12	10.31
Hillsborough	HILLSBOROUGH-RIVER OAKS AWWTP	FL0027821	TPA	SWFWMD	YES	10	7.75
Hillsborough	HILLSBOROUGH-SOUTH COUNTY REGIONAL WWTP	FL0028061	TPA	SWFWMD	YES	10	6.56
Hillsborough	HILLSBOROUGH-VALRICO AWWTP	FL0040983	TPA	SWFWMD	YES	12	7.12
Hillsborough	HILLSBOROUGH-VAN DYKE WWTP	FLA012234	TPA	SWFWMD	YES	1.7	1.25
Hillsborough	HOWARD F. CURREN AWWTP	FL0020940	TPA	SWFWMD	YES	96	60.95
Hillsborough	MACDILL AFB WWTP	FLA012124	TPA	SWFWMD	YES	1.2	0.652
Hillsborough	PLANT CITY WRF	FL0026557	TPA	SWFWMD	YES	10	5.453
Hillsborough	RICE CREEK WWTF	FL0122076	TPA	SWFWMD	YES	0.225	0.1099
Hillsborough	RIVERSIDE CLUB WWTP	FLA012169	TPA	SWFWMD	YES	0.12	0.046
Hillsborough	WINDEMERE	FLA012138	TPA	SWFWMD	YES	0.185	0.11
Holmes	BONIFAY, CITY OF WWTF	FL0027731	PEN	NWFWMD	NO	1.4	0.514
Indian River	IRCUD-BLUE CYPRESS	FLA010439	WPB	SJRWMD	YES	0.017	0.001
Indian River	IRCUD-CENTRAL (GIFFORD) WWTF	FLA010431	WPB	SJRWMD	YES	4	2.136
Indian River	IRCUD-SOUTH REGIONAL WWTF	FLA010435	WPB	SJRWMD	YES	2	0.719

Florida Department of Environmental Protection  
2019 Reuse Inventory

County	Facility Name	WAFR ID	DEP	WMD	Reuse?	WWTF Capacity (mgd)	WWTF Flow (mgd)
Indian River	IRCUD-WEST REGIONAL WWTF	FL0041637	WPB	SJRWMD	YES	6	2.301
Indian River	VERO BEACH WWTF	FLA021661	WPB	SJRWMD	YES	4.5	3.015
Jackson	CITY OF MARIANNA	FLA101141	PEN	NFWWMD	YES	4	1.907
Jackson	COTTONDALE WWTP	FLA101168	PEN	NFWWMD	YES	0.25	0.1538
Jackson	GRACEVILLE, CITY OF WWTF	FL0038555	PEN	NFWWMD	NO	1.1	0.874
Jackson	JACKSON CORRECTIONAL INSTITUTION	FLA010127	PEN	NFWWMD	YES	0.275	0.2005
Jackson	SNEADS, TOWN OF STP	FLA010115	PEN	NFWWMD	YES	0.733	0.378
Jackson	TOWN OF GRAND RIDGE WWTF	FLA546429	PEN	NFWWMD	YES	0.205	0.067
Jefferson	JEFFERSON CORRECTIONAL INSTITUTION	FLA011642	PEN	SRWMD	YES	0.25	0.171
Jefferson	MONTICELLO, CITY OF WWTP	FL0027839	PEN	NFWWMD	YES	0.8	0.3225
Lafayette	MAYO CORRECTIONAL INSTITUTION	FLA011646	JAX	SRWMD	YES	0.495	0.102
Lafayette	MAYO WWTF	FLA011643	JAX	SRWMD	YES	0.15	0.0835
Lake	CLERBROOK RV RESORTS	FLA010538	ORL	SJRWMD	YES	0.12	0.033
Lake	CLERMONT-EAST	FLA010515	ORL	SJRWMD	YES	4	3.016
Lake	EUSTIS BATES AVENUE WWTF	FLA010507	ORL	SJRWMD	YES	2.4	1.418
Lake	EUSTIS EASTERN WWTF	FLA295965	ORL	SJRWMD	YES	0.7	0.154
Lake	GROVELAND SAMPEY RD. WWTF	FLA010513	ORL	SJRWMD	YES	1	0.622
Lake	GROVELAND-SUNSHINE PARKWAY WWTF	FLA010656	ORL	SJRWMD	YES	1	0.474
Lake	LADY LAKE WWTF	FLA399761	ORL	SJRWMD	YES	1	0.331
Lake	LAKE CORRECTIONAL INSTITUTION	FLA010660	ORL	SJRWMD	YES	0.18	0.204
Lake	LAKE GROVES WWTF	FLA010630	ORL	SJRWMD	YES	0.999	0.538
Lake	LEESBURG-CANAL STREET	FLA105066	ORL	SJRWMD	YES	3.5	2
Lake	LEESBURG-TURNPIKE	FLA105147	ORL	SJRWMD	YES	4.5	1.2
Lake	MID-FLORIDA LAKES	FLA010657	ORL	SJRWMD	YES	0.18	0.093
Lake	MINNEOLA, CITY OF	FLA356344	ORL	SJRWMD	YES	0.499	0.284
Lake	MOUNT DORA #1 WWTF	FLA010508	ORL	SJRWMD	YES	1.5	0.676
Lake	MOUNT DORA #2 WWTF (JAMES SNELL)	FLA268542	ORL	SJRWMD	YES	1.25	1.071

Florida Department of Environmental Protection  
2019 Reuse Inventory

County	Facility Name	WAFR ID	DEP	WMD	Reuse?	WWTF Capacity (mgd)	WWTF Flow (mgd)
Lake	OAK SPRINGS MHP	FLA010629	ORL	SJRWMD	YES	0.15	0.04
Lake	PENNBROOKE WWTF	FLA010570	ORL	SJRWMD	YES	0.18	0.059
Lake	PINE ISLAND WWTF	FLA297631	ORL	SJRWMD	YES	0.225	0.003
Lake	SOUTHLAKE UTILITIES WWTF	FLA010634	ORL	SJRWMD	YES	1.15	0.805
Lake	ST. JOHNS RIVER UTILITY WWTF	FLA187496	ORL	SJRWMD	YES	0.3	0.13
Lake	THE VILLAGES-VILLAGES WWTF	FLA010555	ORL	SJRWMD	YES	1.64	0.964
Lake	UMATILLA, CITY OF WWTF	FLA010505	ORL	SJRWMD	YES	0.3	0.159
Lake	WATER OAK ESTATES WWTP	FLA010529	ORL	SJRWMD	YES	0.2	0.068
Lake	WOODLEA ROAD WRF	FLA010509	ORL	SJRWMD	YES	3	1.45
Lee	BONITA SPRINGS EAST WRF	FLA012343	FTM	SFWMD	YES	4	3.207
Lee	BONITA SPRINGS WEST WRF	FLA014443	FTM	SFWMD	YES	7	1.444
Lee	CAPE CORAL-EVEREST PARKWAY	FL0030007	FTM	SFWMD	YES	13.4	6.8
Lee	CAPE CORAL-SOUTHWEST WRF	FLA455458	FTM	SFWMD	YES	15	6.77
Lee	CITRUS PARK-NORTH	FLA014477	FTM	SFWMD	YES	0.199	0.053
Lee	CROSS CREEK WWTF	FLA014505	FTM	SFWMD	YES	0.249	0.089
Lee	EAGLE RIDGE WWTF	FLA014498	FTM	SFWMD	YES	0.318	0.21
Lee	FGUA-DEL PRADO WWTF	FLA014548	FTM	SFWMD	YES	4.25	3.813
Lee	FGUA-LAKE FAIRWAYS FFEC SIX	FLA014463	FTM	SFWMD	YES	0.3	0.167
Lee	FGUA-LEHIGH ACRES WWTP	FLA014565	FTM	SFWMD	YES	2.76	2.294
Lee	FGUA-SOUTH SEAS PLANTATION WWTF	FLA014686	FTM	SFWMD	YES	0.264	0.136
Lee	FIDDLESTICKS COUNTRY CLUB	FLA014484	FTM	SFWMD	YES	0.15	0.063
Lee	FOREST UTILITIES WWTF	FLA014478	FTM	SFWMD	YES	0.8	0.402
Lee	FORT MYERS CENTRAL WWTF	FL0021261	FTM	SFWMD	YES	11	5.88
Lee	FORT MYERS SOUTH AWWT FACILITY	FL0021270	FTM	SFWMD	NO	12	7.41
Lee	GASPARILLA ISLAND WWTF	FLA014641	FTM	SFWMD	YES	0.705	0.382
Lee	HUNTER'S RIDGE WWTF	FLA014541	FTM	SFWMD	YES	0.1	0.0461
Lee	LEE CO.-FIESTA VILLAGE	FL0039829	FTM	SFWMD	YES	5	3.005

Florida Department of Environmental Protection  
2019 Reuse Inventory

County	Facility Name	WAFR ID	DEP	WMD	Reuse?	WWTF Capacity (mgd)	WWTF Flow (mgd)
Lee	LEE CO.-FORT MYERS BEACH	FLA144215	FTM	SFWMD	YES	6	3.236
Lee	LEE CO.-GATEWAY WRF	FLA014542	FTM	SFWMD	YES	3	1.48
Lee	LEE CO.-PINE ISLAND WWTF	FLA176460	FTM	SFWMD	YES	0.383	0.124
Lee	LEE CO.-THREE OAKS WWTF	FLA145190	FTM	SFWMD	YES	6	3.586
Lee	SANIBEL-DONAX WRF	FLA014430	FTM	SFWMD	YES	2.375	1.419
Leon	TALLAHASSEE, CITY OF-T.P. SMITH WWTF	FLA010139	PEN	NFWWMD	YES	26.5	20.266
Leon	TALQUIN-KILLEARN LAKES WWTF	FLA010173	PEN	NFWWMD	YES	0.826	0.979
Leon	TALQUIN-LAKE JACKSON	FLA010171	PEN	NFWWMD	YES	0.5	0.336
Leon	TALQUIN-MEADOWS-AT-WOODRUN WWTF	FLA010159	PEN	NFWWMD	YES	0.098	0.064
Leon	TALQUIN-SANDSTONE RANCH WWTF	FLA010167	PEN	NFWWMD	YES	0.0707	0.062
Levy	CEDAR KEY WRF	FL0031216	JAX	SRWMD	YES	0.18	0.094
Levy	CHIEFLAND WWTF	FLA011648	JAX	SRWMD	YES	0.475	0.241
Levy	WILLISTON WWTF	FLA012612	JAX	SWFWMD	YES	0.45	0.216
Liberty	BRISTOL, CITY OF WWTF	FLA284602	PEN	NFWWMD	YES	0.25	0.116
Liberty	LIBERTY CORRECTIONAL INSTITUTION	FLA010179	PEN	NFWWMD	YES	0.28	0.183
Madison	GREENVILLE, TOWN OF	FLA011658	JAX	SRWMD	YES	0.15	0.123
Madison	MADISON WWTF	FLA116572	JAX	SRWMD	YES	1.37	0.629
Manatee	BRADENTON WWTF	FL0021369	TPA	SWFWMD	YES	9	6.012
Manatee	MANATEE-NORTH WRF	FLA012617	TPA	SWFWMD	YES	7.5	3.7
Manatee	MANATEE-SOUTHEAST WRF	FLA012618	TPA	SWFWMD	YES	11	6.9
Manatee	MANATEE-SOUTHWEST WRF	FLA012619	TPA	SWFWMD	YES	15	10
Manatee	PALMETTO WWTF	FL0020401	TPA	SWFWMD	YES	2.4	1.478
Marion	BELLEVIEW, CITY OF WWTP	FLA010678	ORL	SJRWMD	YES	0.76	0.445
Marion	CITY OF DUNNELLON WWTF	FLA126594	ORL	SWFWMD	YES	0.335	0.197
Marion	JULIETTE FALLS WWTF	FLA490415	ORL	SWFWMD	YES	0.1	0
Marion	MARION CO.-NW REGIONAL WWTF	FLA272060	ORL	SWFWMD	YES	0.2	0.069
Marion	MARION CO.-OAK RUN	FLA012697	ORL	SWFWMD	YES	1.6	0.911

Florida Department of Environmental Protection  
2019 Reuse Inventory

County	Facility Name	WAFR ID	DEP	WMD	Reuse?	WWTF Capacity (mgd)	WWTF Flow (mgd)
Marion	MARION CO.-SILVER SPRINGS SHORES	FLA296651	ORL	SJRWMD	YES	2	1.222
Marion	MARION CO.-STONECREST WWTF	FLA010741	ORL	SJRWMD	YES	1	0.181
Marion	MARION CORRECTIONAL INSTITUTION	FLA010789	ORL	SJRWMD	YES	0.724	0.648
Marion	MARION LANDING	FLA012699	ORL	SWFWMD	YES	0.095	0.063
Marion	OCALA WRF #2	FLA010680	ORL	SJRWMD	YES	6.6	3.318
Marion	OCALA WRF #3	FLA190268	ORL	SWFWMD	YES	4.43	2.369
Marion	ON TOP OF THE WORLD/BAY LAUREL	FLA012683	ORL	SWFWMD	YES	1.25	0.643
Marion	RAINBOW SPRINGS WRF	FLA012693	ORL	SWFWMD	YES	0.23	0.137
Martin	INDIANTOWN WWTF	FLA029939	WPB	SFWMD	YES	0.75	0.238
Martin	MARTIN CO. UTILITIES-NORTH WWTF	FLA043192	WPB	SFWMD	YES	2.76	1.555
Martin	MARTIN CO.-TROPICAL FARMS WWTF	FL0043214	WPB	SFWMD	YES	5.9	3.039
Martin	MARTIN CORRECTIONAL INSTITUTION	FLA013881	WPB	SFWMD	YES	0.37	0.316
Martin	SAILFISH POINT WWTF	FLA017466	WPB	SFWMD	YES	0.25	0.0805
Martin	SOUTH MARTIN REGIONAL UTILITY WWTF	FLA013859	WPB	SFWMD	YES	1.4	0.812
Martin	STUART, CITY OF WRF	FLA041459	WPB	SFWMD	YES	4	1.624
Miami-Dade	AMERICANA VILLAGE CONDOMINIUM ASSOCIATION, INC.	FLA013641	WPB	SFWMD	NO	0.2	0.12
Miami-Dade	CRICKET CLUB CONDOMINIUM	FLA013637	WPB	SFWMD	NO	0.105	0.0068
Miami-Dade	HOMESTEAD, CITY OF WWTF	FLA013609	WPB	SFWMD	YES	4.5	5.673
Miami-Dade	MDWASD CENTRAL DISTRICT	FL0024805	WPB	SFWMD	YES	143	101.13
Miami-Dade	MDWASD NORTH DISTRICT WWTP	FL0032182	WPB	SFWMD	YES	120	90.13
Miami-Dade	MDWASD SOUTH DISTRICT WWTF	FLA042137	WPB	SFWMD	YES	112.5	94.63
Monroe	BIG COPPITT WWTF	FLA567591	FTM	SFWMD	YES	0.411	0.271
Monroe	CUDJOE KEY AWWTP	FLA671932	FTM	SFWMD	NO	0.84	0.454
Monroe	DUCK KEY WWTP	FLA014772	FTM	SFWMD	YES	0.274	0.121
Monroe	KEY COLONY BEACH, CITY OF WWTF	FLA014720	FTM	SFWMD	YES	0.34	0.212
Monroe	KEY HAVEN UTILITY	FLA014867	FTM	SFWMD	NO	0.2	0.005
Monroe	KEY LARGO WWTF	FLA370967	FTM	SFWMD	NO	2.3	1.64



Florida Department of Environmental Protection  
2019 Reuse Inventory

County	Facility Name	WAFR ID	DEP	WMD	Reuse?	WWTF Capacity (mgd)	WWTF Flow (mgd)
Monroe	KEY WEST RESORT UTILITY	FLA014951	FTM	SFWMD	YES	0.849	0.561
Monroe	KEY WEST-RICHARD A. HEYMAN WWTF	FLA147222	FTM	SFWMD	NO	10	4.4
Monroe	MARATHON AREA 3 WWTF	FLA642851	FTM	SFWMD	YES	0.25	0.178
Monroe	MARATHON AREA 4 WWTF	FLA550973	FTM	SFWMD	YES	0.4	0.25
Monroe	MARATHON AREA 5 WWTF	FLA187364	FTM	SFWMD	YES	0.45	0.295
Monroe	MARATHON AREA 7 WWTF	FLA705250	FTM	SFWMD	YES	0.2	0.039
Monroe	MARATHON, CITY OF-AREA 6	FLA579033	FTM	SFWMD	NO	0.2	0.076
Monroe	NORTH KEY LARGO WWTF AT OCEAN REEF	FLA015009	FTM	SFWMD	YES	0.499	0.234
Nassau	CALLAHAN, TOWN OF WWTF	FL0038407	JAX	SJRWMD	NO	0.499	0.142
Nassau	FERNANDINA BEACH, CITY OF WWTF	FL0027260	JAX	SJRWMD	NO	3.5	1.625
Nassau	HILLIARD WWTF	FL0043079	JAX	SJRWMD	YES	0.48	0.253
Nassau	JEA-NASSAU REGIONAL WWTF	FL0116793	JAX	SJRWMD	YES	1.55	1.349
Nassau	NASSAU AMELIA UTILITIES WWTF	FLA011688	JAX	SJRWMD	YES	0.95	0.73
Okaloosa	CRESTVIEW WWTP	FLA010193	PEN	NFWWMD	YES	2.75	1.64
Okaloosa	DESTIN WATER USERS-GEORGE FRENCH WRF	FLA010194	PEN	NFWWMD	YES	6	3.303
Okaloosa	FORT WALTON BEACH GENERAL REUSE SERVICE AREA	FLA101923	PEN	NFWWMD	YES	2.2	0
Okaloosa	HURLBURT FIELD AIR FORCE BASE	FL0003174	PEN	NFWWMD	YES	1	0.589
Okaloosa	JERRY D. MITCHEM WRF AT BOB SIKES IND. PARK	FLA010181	PEN	NFWWMD	YES	0.391	0.127
Okaloosa	MARY ESTHER, CITY OF WWTP	FLA010191	PEN	NFWWMD	YES	1.1	0.478
Okaloosa	NICEVILLE NV REGIONAL WWTP	FLA010185	PEN	NFWWMD	YES	3.35	2.506
Okaloosa	OKALOOSA CORRECTIONAL WTP	FLA010202	PEN	NFWWMD	YES	0.225	0.154
Okaloosa	OKALOOSA-ARBENNIE PRITCHETT WRF	FLA485942	PEN	NFWWMD	YES	15	7.2
Okaloosa	OKALOOSA-RUSSELL STEPHENSON	FLA010182	PEN	NFWWMD	YES	0.98	0.601
Okeechobee	OKEECHOBEE CORRECTIONAL INSTITUTION	FLA013940	WPB	SFWMD	YES	0.2	0.187
Okeechobee	OKEECHOBEE WWTF	FLA013888	WPB	SFWMD	YES	3	0.85
Orange	APOPKA WRF-PROJECT ARROW	FLA010818	ORL	SJRWMD	YES	4.5	2.89
Orange	FAIRWAYS COUNTRY CLUB	FLA010823	ORL	SJRWMD	YES	0.15	0.13

Florida Department of Environmental Protection  
2019 Reuse Inventory

County	Facility Name	WAFR ID	DEP	WMD	Reuse?	WWTF Capacity (mgd)	WWTF Flow (mgd)
Orange	GULFSTREAM HARBOR MOBILE HOME PARK	FLA010835	ORL	SJRWMD	YES	0.1	0.068
Orange	OCOEE WWTF	FLA010815	ORL	SJRWMD	YES	3	1.82
Orange	OCUD-EASTERN WRF	FL0038849	ORL	SJRWMD	YES	24	18.835
Orange	OCUD-NORTHWEST WRF	FLA010798	ORL	SJRWMD	YES	11.25	6.642
Orange	OCUD-SOUTH WRF	FLA107972	ORL	SFWMD	YES	40	28.684
Orange	ORLANDO- CONSERV II WRF	FLA010814	ORL	SFWMD	YES	21	15.034
Orange	ORLANDO-WATER CONSERV I	FLA010816	ORL	SFWMD	YES	7.5	5.34
Orange	REEDY CREEK IMPROVEMENT DISTRICT	FLA108219	ORL	SFWMD	YES	20	14.315
Orange	ROCK SPRINGS MOBILE HOME PARK	FLA010871	ORL	SJRWMD	YES	0.15	0.084
Orange	WEDGEFIELD WWTF	FLA010900	ORL	SJRWMD	YES	0.33	0.19
Orange	WINTER GARDEN WWTF	FL0020109	ORL	SJRWMD	YES	4.75	3.34
Orange	WINTER PARK ESTATES WWTF	FLA010819	ORL	SJRWMD	YES	0.75	0.505
Osceola	KISSIMMEE GOOD SAMARITAN RETIREMENT VILLAGE	FLA010974	ORL	SFWMD	YES	0.3	0.156
Osceola	ST. CLOUD-SOUTHSIDE #2 WWTF	FLA010962	ORL	SFWMD	YES	7.6	3.622
Osceola	TOHO-CAMELOT WRF	FLA010983	ORL	SFWMD	YES	5	3.705
Osceola	TOHO-CYPRESS WEST	FLA109843	ORL	SFWMD	YES	6	2.681
Osceola	TOHO-HARMONY WWTF	FLA267872	ORL	SFWMD	YES	0.499	0.201
Osceola	TOHO-LAKE MARION	FLA010979	ORL	SFWMD	YES	1.5	1.53
Osceola	TOHO-PARKWAY	FLA010960	ORL	SFWMD	YES	1.5	0.991
Osceola	TOHO-SANDHILL ROAD	FLA010958	ORL	SFWMD	YES	6	5.001
Osceola	TOHO-SOUTH BERMUDA WRF	FLA010957	ORL	SFWMD	YES	13	11.771
Osceola	TOHO-WALNUT	FL0036862	ORL	SFWMD	YES	0.85	0.804
Palm Beach	BOCA RATON, CITY OF WWTF	FL0026344	WPB	SFWMD	YES	17.5	15.95
Palm Beach	LOXAHATCHEE RIVER DISTRICT	FL0034649	WPB	SFWMD	YES	11	6.83
Palm Beach	OKEELANTA CORPORATION WWTF	FLA013706	WPB	SFWMD	YES	0.225	57
Palm Beach	PALM BEACH CO SOUTHERN REGION WRF	FL0041424	WPB	SFWMD	YES	35	20.37
Palm Beach	PALM BEACH CO.-CENTRAL REGION RWF	FL0471275	WPB	SFWMD	YES	3	0.739

Florida Department of Environmental Protection  
2019 Reuse Inventory

County	Facility Name	WAFR ID	DEP	WMD	Reuse?	WWTF Capacity (mgd)	WWTF Flow (mgd)
Palm Beach	PALM BEACH CO.-WESTERN REGION NORTH WWTF	FLA136778	WPB	SFWMD	YES	1.2	0.687
Palm Beach	PALM BEACH CO.-WESTERN REGION WWTF	FLA027740	WPB	SFWMD	YES	6.5	2.665
Palm Beach	SEACOAST UTILITIES PGA	FL0038768	WPB	SFWMD	YES	12	7.79
Palm Beach	SOUTH CENTRAL REGIONAL WWTP	FL0035980	WPB	SFWMD	YES	24	16.85
Palm Beach	WELLINGTON WWTP (ACME)	FLA042595	WPB	SFWMD	YES	6.5	3.41
Palm Beach	WEST PALM BEACH-EAST CENTRAL REGIONAL WWTP	FLA041360	WPB	SFWMD	YES	70	45.96
Pasco	DADE CITY WWTP	FLA012742	TPA	SWFWMD	YES	1.5	0.708
Pasco	FGUA-JASMINE LAKES WWTF	FLA012768	TPA	SWFWMD	YES	0.308	0.257
Pasco	FGUA-PALM TERRACE GARDENS WWTF	FLA012773	TPA	SWFWMD	YES	0.13	0.105
Pasco	FGUA-SEVEN SPRINGS WWTF	FLA012752	TPA	SWFWMD	YES	2.9	1.99
Pasco	FOREST LAKE ESTATES WWTP	FLA012801	TPA	SWFWMD	YES	0.216	0.058
Pasco	NEW PORT RICHEY CITY OF WWTF	FL0127434	TPA	SWFWMD	YES	7.5	5.654
Pasco	PASCO CO.-EMBASSY HILLS	FLA012735	TPA	SWFWMD	YES	3.5	1.689
Pasco	PASCO CO.-LAND O'LAKES SUBREGIONAL WWTF	FLA012731	TPA	SWFWMD	YES	3.5	2.327
Pasco	PASCO CO.-SHADY HILLS SUBREGIONAL WWTF	FLA012741	TPA	SWFWMD	YES	14	9.145
Pasco	PASCO CO.-SOUTHEAST PASCO SUBREGIONAL WWTF	FLA012737	TPA	SWFWMD	YES	3	2.681
Pasco	PASCO CO.-WESLEY CENTER SUBREGIONAL WWTF	FLA016094	TPA	SWFWMD	YES	6	4.836
Pasco	TRAVELER'S REST RV RESORT	FLA012831	TPA	SWFWMD	YES	0.1	0.041
Pasco	ZEPHYRHILLS, CITY OF	FLA012744	TPA	SWFWMD	YES	4.5	1.648
Pinellas	CITY OF DUNEDIN AWWTF	FL0021326	TPA	SWFWMD	YES	6	4.6
Pinellas	CLEARWATER CITY OF EAST WRF	FL0021865	TPA	SWFWMD	YES	5	3.11
Pinellas	CLEARWATER CITY OF MARSHALL STREET AWWTP	FL0021857	TPA	SWFWMD	YES	10	6.11
Pinellas	CLEARWATER CITY OF NORTHEAST WRF	FL0128937	TPA	SWFWMD	YES	13.5	6.78
Pinellas	LARGO, CITY OF	FL0026603	TPA	SWFWMD	YES	18	12.83
Pinellas	MID-COUNTY WWTF	FL0034789	TPA	SWFWMD	NO	0.9	0.9
Pinellas	OLDSMAR, CITY OF AWWTF	FL0027651	TPA	SWFWMD	YES	2.25	1.631
Pinellas	ON TOP OF THE WORLD	FLA012905	TPA	SWFWMD	YES	0.6	0.466

Florida Department of Environmental Protection  
2019 Reuse Inventory

County	Facility Name	WAFR ID	DEP	WMD	Reuse?	WWTF Capacity (mgd)	WWTF Flow (mgd)
Pinellas	PINELLAS CO.-SOUTH CROSS BAYOU	FL0040436	TPA	SWFWMD	YES	33	22.11
Pinellas	PINELLAS CO.-WILLIAM E. DUNN WATER RECLAMATION FACILITY	FL0128775	TPA	SWFWMD	YES	9	6.929
Pinellas	ST. PETERSBURG NORTHEAST WRF	FLA128856	TPA	SWFWMD	YES	16	7.969
Pinellas	ST. PETERSBURG NORTHWEST WRF	FLA128821	TPA	SWFWMD	YES	20	10
Pinellas	ST. PETERSBURG SOUTHWEST WRF	FLA128848	TPA	SWFWMD	YES	20	16.368
Pinellas	TARPON SPRINGS WWTF	FL0030406	TPA	SWFWMD	YES	4	2.1
Polk	AUBURNDALE, CITY OF-ALLRED WWTP	FL0021466	TPA	SWFWMD	YES	1.4	0.692
Polk	AUBURNDALE, CITY OF-REGIONAL WWTP	FLA016559	TPA	SWFWMD	YES	2.67	1.725
Polk	AVON PARK CORRECTIONAL INSTITUTE	FL0040029	TPA	SFWMD	NO	0.5	0.233
Polk	BARTOW, CITY OF	FLA012976	TPA	SWFWMD	YES	4	2.436
Polk	CARDINAL HILL WWTF	FLA489093	TPA	SWFWMD	YES	0.285	0.117
Polk	CAREFREE RV COUNTRY CLUB WWTF	FLA013093	TPA	SWFWMD	YES	0.075	0.024
Polk	CITY OF DAVENPORT WWTP	FLA377392	TPA	SWFWMD	YES	0.525	0.187
Polk	CITY OF FORT MEADE WWTF	FLA016529	TPA	SWFWMD	YES	1	0.541
Polk	CITY OF LAKE ALFRED WWTF	FLA012975	TPA	SWFWMD	YES	0.9	0.492
Polk	CYPRESS LAKES WWTP	FLA013123	TPA	SWFWMD	YES	0.19	0.109
Polk	DUNDEE REGIONAL WWTF	FLA180416	TPA	SWFWMD	YES	0.7	0.13
Polk	FROSTPROOF, CITY OF WWTF	FLA012983	TPA	SWFWMD	YES	0.25	0.16
Polk	GOLD COAST UTILITY WWTF	FLA110434	TPA	SFWMD	YES	0.25	0.0935
Polk	GRENELEFE UTILITIES	FLA013016	TPA	SWFWMD	YES	0.34	0.139
Polk	HAINES CITY	FLA012977	TPA	SWFWMD	YES	2.97	1.802
Polk	LAKE WALES, CITY OF WWTP	FLA129844	TPA	SWFWMD	YES	2.19	1.164
Polk	LAKELAND, CITY OF-GLENDALE WRF	FL0039772	TPA	SWFWMD	YES	13.7	8.07
Polk	LAKELAND, CITY OF-NORTHSIDE WRF	FLA012985	TPA	SWFWMD	YES	8	4.08
Polk	MULBERRY CITY OF WWTF	FL0020338	TPA	SWFWMD	YES	0.75	0.297
Polk	OUTDOOR RESORTS AT ORLANDO WWTF	FLA011047	TPA	SWFWMD	YES	0.125	0.114

Florida Department of Environmental Protection  
2019 Reuse Inventory

County	Facility Name	WAFR ID	DEP	WMD	Reuse?	WWTF Capacity (mgd)	WWTF Flow (mgd)
Polk	POLK CO.-NORTHEAST REGIONAL	FL0A00002	TPA	SWFWMD	YES	4.75	3.429
Polk	POLK CO.-NORTHWEST REGIONAL	FLA178667	TPA	SWFWMD	YES	1.515	0.991
Polk	POLK CO.-SOUTHWEST REGIONAL WWTP	FLA012954	TPA	SWFWMD	YES	4	2.045
Polk	POLK CO.-SUN RAY WWTF	FLA012949	TPA	SWFWMD	YES	1	0.351
Polk	POLK CO.-WAVERLY WWTF	FLA012968	TPA	SWFWMD	YES	0.13	0.03
Polk	POLK CORRECTIONAL INSTITUTION WWTF	FLA013360	TPA	SWFWMD	YES	0.313	0.16
Polk	STREAMSONG WWTF	FLA760838	TPA	SWFWMD	YES	0.1	0.025
Polk	SWEETWATER GOLF & TENNIS CLUB WWTP	FLA013082	TPA	SWFWMD	YES	0.07	0.06
Polk	SWISS GOLF CLUB WWTF	FLA013103	TPA	SWFWMD	YES	0.176	0.044
Polk	SWISS VILLAGE WWTF	FLA013102	TPA	SWFWMD	YES	0.141	0.033
Polk	WINTER HAVEN, CITY OF WWTP #2	FLA129747	TPA	SWFWMD	YES	1.7	1.19
Polk	WINTER HAVEN, CITY OF WWTP #3	FL0036048	TPA	SWFWMD	YES	7.5	4.09
Putnam	CRESCENT CITY, CITY OF	FL0021610	JAX	SJRWMD	YES	0.35	0.092
Putnam	EAST PUTNAM COUNTY REGIONAL WWTF	FLA667757	JAX	SJRWMD	YES	0.24	0.14
Putnam	PALATKA, CITY OF	FL0040061	JAX	SJRWMD	YES	3.5	1.651
Putnam	RIVER PARK MHP	FLA117218	JAX	SJRWMD	YES	0.1	0.0466
Santa Rosa	Holley WRF	FLA548464	PEN	NWFWMD	YES	0.25	0.025
Santa Rosa	HOLLEY-NAVARRE WWTF	FLA010211	PEN	NWFWMD	YES	2.99	1.569
Santa Rosa	JAY, TOWN OF WWTP	FLA010206	PEN	NWFWMD	YES	0.12	0.053
Santa Rosa	MILTON WWTF	FL0021903	PEN	NWFWMD	YES	2.5	2.132
Santa Rosa	PACE WATER SYSTEM, INC. WWTF	FL0102202	PEN	NWFWMD	YES	2.1	1.5
Santa Rosa	SANTA ROSA CO.-NAVARRE BEACH WWTF	FL0023981	PEN	NWFWMD	YES	0.9	0.334
Santa Rosa	SOUTH SANTA ROSA UTILITY SYSTEM WWTF (TIGER POINT)	FLA010212	PEN	NWFWMD	YES	3.5	1.688
Santa Rosa	SUNDIAL UTILITIES WWTP (HWY 191)	FLA016779	PEN	NWFWMD	YES	0.25	0.097
Sarasota	CAMELOT LAKES	FLA013390	FTM	SWFWMD	YES	0.168	0.07
Sarasota	NORTH PORT, CITY OF WWTF	FLA013378	FTM	SWFWMD	YES	4.99	2.5
Sarasota	SARASOTA CO.-BEE RIDGE	FLA013372	FTM	SWFWMD	YES	12	6.67

Florida Department of Environmental Protection  
2019 Reuse Inventory

County	Facility Name	WAFR ID	DEP	WMD	Reuse?	WWTF Capacity (mgd)	WWTF Flow (mgd)
Sarasota	SARASOTA CO.-CENTRAL COUNTY WRF	FLA013455	FTM	SWFWMD	YES	8	5.03
Sarasota	SARASOTA CO.-VENICE GARDENS	FLA043494	FTM	SWFWMD	YES		2.2
Sarasota	SARASOTA, CITY OF AWWTP	FL0040771	FTM	SWFWMD	YES	10.2	7.42
Sarasota	VENICE, CITY OF-EASTSIDE WRF	FL0041441	FTM	SWFWMD	YES	14	3.172
Seminole	ALTAMONTE SPRINGS REGIONAL WRF (PROJECT APRICOT)	FL0033251	ORL	SJRWMD	YES	12.5	6.904
Seminole	CASSELBERRY WRF	FLA011066	ORL	SJRWMD	YES	2.2	0.766
Seminole	FGUA-CHULUOTA WWTF	FLA011076	ORL	SJRWMD	YES	0.15	0.155
Seminole	ORLANDO-IRON BRIDGE	FL0037966	ORL	SJRWMD	YES	40	23.49
Seminole	OVIEDO WRF	FLA011074	ORL	SJRWMD	YES	2.4	0.901
Seminole	PALM VALLEY MHP WWTF	FLA011085	ORL	SJRWMD	YES	0.15	0.079
Seminole	SANFORD-NORTH WRF	FL0020141	ORL	SJRWMD	YES	7.3	5.593
Seminole	SANFORD-SOUTH WATER RESOURCE CENTER	FLA181714	ORL	SJRWMD	YES	3	1.056
Seminole	SEMINOLE CO.-GREENWOOD LAKES	FLA011086	ORL	SJRWMD	YES	3	2.266
Seminole	SEMINOLE CO.-NORTHWEST	FLA042625	ORL	SJRWMD	YES	3.5	2.379
Seminole	WEKIVA HUNT CLUB WWTF	FL0036251	ORL	SJRWMD	YES	2.9	2.013
Seminole	WINTER SPRINGS EAST WWTF	FLA011068	ORL	SJRWMD	YES	2.012	1.078
Seminole	WINTER SPRINGS WEST WWTF	FLA011067	ORL	SJRWMD	YES	2.07	1.027
St. Johns	HASTINGS, TOWN OF WWTF	FL0042315	JAX	SJRWMD	NO	0.12	0.096
St. Johns	JEA-PONCE DE LEON WRF	FLA011773	JAX	SJRWMD	YES	0.24	0.056
St. Johns	JEA-PONTE VEDRA WRF	FL0117951	JAX	SJRWMD	YES	0.8	0.43
St. Johns	NORTH BEACH UTILITIES	FLA011765	JAX	SJRWMD	YES	0.3	0.307
St. Johns	ST. AUGUSTINE WWTF #1	FL0021938	JAX	SJRWMD	YES	4.95	3.453
St. Johns	ST. JOHNS CO.-ANASTASIA ISLAND WWTF	FL0038831	JAX	SJRWMD	YES	4.95	2.652
St. Johns	ST. JOHNS CO.-INNLET BEACH WWTF	FL0044237	JAX	SJRWMD	YES	0.5	0.303
St. Johns	ST. JOHNS CO.-MAINLAND (S.R. 207)	FL0117471	JAX	SJRWMD	YES	0.25	0.165
St. Johns	ST. JOHNS CO.-MARSH LANDING WWTF	FL0044253	JAX	SJRWMD	YES	0.8	0.561
St. Johns	St. JOHNS CO.-NORTHWEST WWTP	FL0670651	JAX	SJRWMD	YES	3	1.182

Florida Department of Environmental Protection  
2019 Reuse Inventory

County	Facility Name	WAFR ID	DEP	WMD	Reuse?	WWTF Capacity (mgd)	WWTF Flow (mgd)
St. Johns	ST. JOHNS CO.-PLAYERS CLUB SOUTH	FL0044245	JAX	SJRWMD	YES	0.7	0.412
St. Johns	ST. JOHNS CO.-SAWGRASS WWTF	FL0117897	JAX	SJRWMD	YES	1.5	0.812
St. Johns	St. JOHNS CO.-STATE ROAD 16 WWTF	FL0043109	JAX	SJRWMD	YES	1.5	0.543
St. Lucie	FORT PIERCE UTILITY AUTHORITY WWTF	FL0027278	WPB	SFWMD	YES	10	4.2258
St. Lucie	HARBOUR RIDGE WWTF	FLA013986	WPB	SFWMD	YES	0.12	0.067
St. Lucie	ISLAND DUNES WWTF	FLA013980	WPB	SFWMD	YES	0.12	0.041
St. Lucie	MEADOWOOD COMMUNITY ASSOCIATION, INC. WWTF (PANTHERWOODS)	FLA013982	WPB	SFWMD	YES	0.105	0.056
St. Lucie	PORT ST LUCIE UTILITIES GLADES WWTF	FLA326321	WPB	SFWMD	YES	12	4.905
St. Lucie	PORT ST. LUCIE UTILITY WESTPORT WWTF	FLA139653	WPB	SFWMD	YES	6	4.726
St. Lucie	SAVANNA CLUB	FLA013958	WPB	SFWMD	YES	0.15	0.048
St. Lucie	SPANISH LAKES COUNTRY CLUB	FLA013977	WPB	SFWMD	YES	0.16	0.092
St. Lucie	SPANISH LAKES FAIRWAYS WWTF	FLA013998	WPB	SFWMD	YES	0.25	0.145
St. Lucie	ST. LUCIE CO.-NORTH (HOLIDAY PINES)	FLA013969	WPB	SFWMD	YES	0.3	0.073
St. Lucie	ST. LUCIE CO.-NORTH HUTCHINSON	FLA013946	WPB	SFWMD	YES	0.85	0.241
St. Lucie	ST. LUCIE CO.-SOUTH HUTCHINSON ISLAND	FL0139475	WPB	SFWMD	YES	1.6	0.417
St. Lucie	ST. LUCIE WEST UTILITIES, INC.	FLA013993	WPB	SFWMD	YES	2.13	1.383
Sumter	BUSHNELL, CITY OF-DAVID HANSON WWTP	FLA188697	ORL	SWFWMD	YES	0.5	0.326
Sumter	CONTINENTAL COUNTRY CLUB	FLA043699	ORL	SWFWMD	YES	0.2	0.11
Sumter	SUMTER CORRECTIONAL INSTITUTIONAL	FLA013558	ORL	SWFWMD	YES	0.35	0.311
Sumter	THE VILLAGES-CENTRAL SUMTER UTILITY WWTF	FLA499951	ORL	SWFWMD	YES	1.6	1.146
Sumter	THE VILLAGES-LITTLE SUMTER UTILITY CO. WWTF	FLA017133	ORL	SWFWMD	YES	3	1.585
Sumter	THE VILLAGES-NSU WWTF	FLA281581	ORL	SWFWMD	YES	2.8	2.1
Sumter	WILDWOOD, CITY OF WWTF	FLA013497	ORL	SWFWMD	YES	3.55	1.294
Suwannee	ADVENT CHRISTIAN VILLAGE	FLA011819	JAX	SRWMD	YES	0.21	0.048
Suwannee	BRANFORD WWTF	FLA011806	JAX	SRWMD	YES	0.099	0.05
Suwannee	LIVE OAK, CITY OF WWTF	FLA011805	JAX	SRWMD	YES	1.82	0.822

Florida Department of Environmental Protection  
2019 Reuse Inventory

County	Facility Name	WAFR ID	DEP	WMD	Reuse?	WWTF Capacity (mgd)	WWTF Flow (mgd)
Taylor	PERRY, CITY OF	FL0026387	JAX	SRWMD	YES	1.25	1.0074
Taylor	TAYLOR CORRECTIONAL INSTITUTION	FLA011831	JAX	SRWMD	YES	0.4	0.156
Union	LAKE BUTLER, CITY OF WWTF	FLA118338	JAX	SRWMD	YES	0.7	0.507
Volusia	DAYTONA BEACH-BETHUNE POINT WRF	FL0025984	ORL	SJRWMD	YES	13	4.1
Volusia	DAYTONA BEACH-WESTSIDE REGIONAL WRF	FL0111392	ORL	SJRWMD	YES	15	7.2
Volusia	DELAND-WILEY M. NASH WRF	FL0020303	ORL	SJRWMD	YES	6	3.55
Volusia	DELTONA EASTERN WRF	FLA709883	ORL	SJRWMD	YES	1	0.438
Volusia	DELTONA LAKES WRF	FLA111724	ORL	SJRWMD	YES	1.4	0.639
Volusia	EDGEWATER, CITY OF WWTF	FL0021431	ORL	SJRWMD	YES	2.75	1.74
Volusia	HOLLY HILL WWTF	FL0027677	ORL	SJRWMD	YES	2.4	1.64
Volusia	NEW SMYRNA BEACH WRF	FL0172090	ORL	SJRWMD	YES	7	3.62
Volusia	NORTH PENINSULA UTILITIES WWTF (SEABRIDGE)	FLA011188	ORL	SJRWMD	YES	0.181	0.046
Volusia	ORMOND BEACH WWTF	FL0020532	ORL	SJRWMD	YES	8	4.61
Volusia	PORT ORANGE WWTF	FL0020559	ORL	SJRWMD	YES	12	6.139
Volusia	TYMBER CREEK	FLA011193	ORL	SJRWMD	YES	0.131	0.061
Volusia	VCUD-HALIFAX PLANTATION WWTF	FLA011131	ORL	SJRWMD	YES	0.3	0.168
Volusia	VCUD-SOUTHEAST REGIONAL	FLA017413	ORL	SJRWMD	YES	0.52	0.21
Volusia	VCUD-SOUTHWEST REGIONAL WWTF	FLA011128	ORL	SJRWMD	YES	2.341	1.517
Volusia	VCUD-SOUTHWEST WWTF-2	FLA011121	ORL	SJRWMD	YES	0.6	0.264
Wakulla	ST. MARKS WWTF	FLA102318	PEN	NFWWMD	YES	0.1	0.046
Wakulla	WAKULLA CO. WWTF	FLA010225	PEN	NFWWMD	YES	1.2	0.612
Wakulla	WINCO UTILITIES, INC.	FLA016544	PEN	NFWWMD	YES	0.495	0.315
Walton	DEFUNIAK SPRINGS, CITY OF WWTP	FLA102440	PEN	NFWWMD	YES	1.5	0.8
Walton	FREEPORT, CITY OF WWTF	FLA010245	PEN	NFWWMD	YES	0.6	0.392
Walton	SOUTH WALTON UTILITY	FL0102482	PEN	NFWWMD	YES	2.75	1.5069
Walton	WALTON CO.-POINT WASHINGTON WWTP	FLA010252	PEN	NFWWMD	YES	4	1.61
Walton	WALTON CO.-SANDESTIN WWTP	FLA010251	PEN	NFWWMD	YES	4	1.722



Florida Department of Environmental Protection  
 2019 Reuse Inventory

County	Facility Name	WAFR ID	DEP	WMD	Reuse?	WWTF Capacity (mgd)	WWTF Flow (mgd)
Walton	WALTON CO.-SEACREST WWTP	FLA183555	PEN	NWFWMD	YES	2	0
Walton	WALTON CORRECTIONAL INSTITUTION	FLA010254	PEN	NWFWMD	YES	0.225	0.178
Walton	WALTON COUNTY COMMERCE PARK AT MOSSY HEAD	FLA689637	PEN	NWFWMD	YES	0.25	0.027682
Washington	CHIPLEY WWTF	FLA027570	PEN	NWFWMD	YES	1.2	0.762
Washington	NORTHWEST FLORIDA RECEPTION CENTER WWTF	FLA010260	PEN	NWFWMD	YES	0.465	0.312
Washington	VERNON, CITY OF WWTP	FLA102563	PEN	NWFWMD	YES	0.206	0.096
<b>Totals</b>						<b>2,618.32</b>	<b>1,702.12</b>