

Adaptation is an Investment

The Economic Benefits of Adaptation: An Overview for Florida's Communities



Florida's Coastal Economy

\$584 Billion.

Maintaining and Strengthening

“Communities facing sea level rise may experience an increase in coastal vulnerability across a number of risk categories.”*

65,029 homes
and as many as
121,909 people
within **1 foot** of
local high tide

“The potential increase in risk could translate into large economic losses, including interruption in or loss of productive capital & infrastructure.”



Adaptation is an Investment

Coastal Mitigation Investment



Long-term Savings



x4



Adaptation Strategies

Protection

Defensive measures that decrease vulnerability yet allow location dependent uses to remain in place with a barrier

Examples

- Shoreline Armoring
- Beach Renourishment

Accommodation

Design alterations for location dependent uses that can be changed to accommodate sea level rise without interfering with use

Examples

- Structure Elevation
- Stormwater Improvements

Managed Retreat

The guiding of future development, and possible relocation of existing developments to less vulnerable areas

Examples

- Strategic Investments
- Rolling Easements
- Transfer of Development Rights

Competitive Business Environment

Hazard mitigation projects that focus specifically on **reducing business interruption** have the largest return on investment.

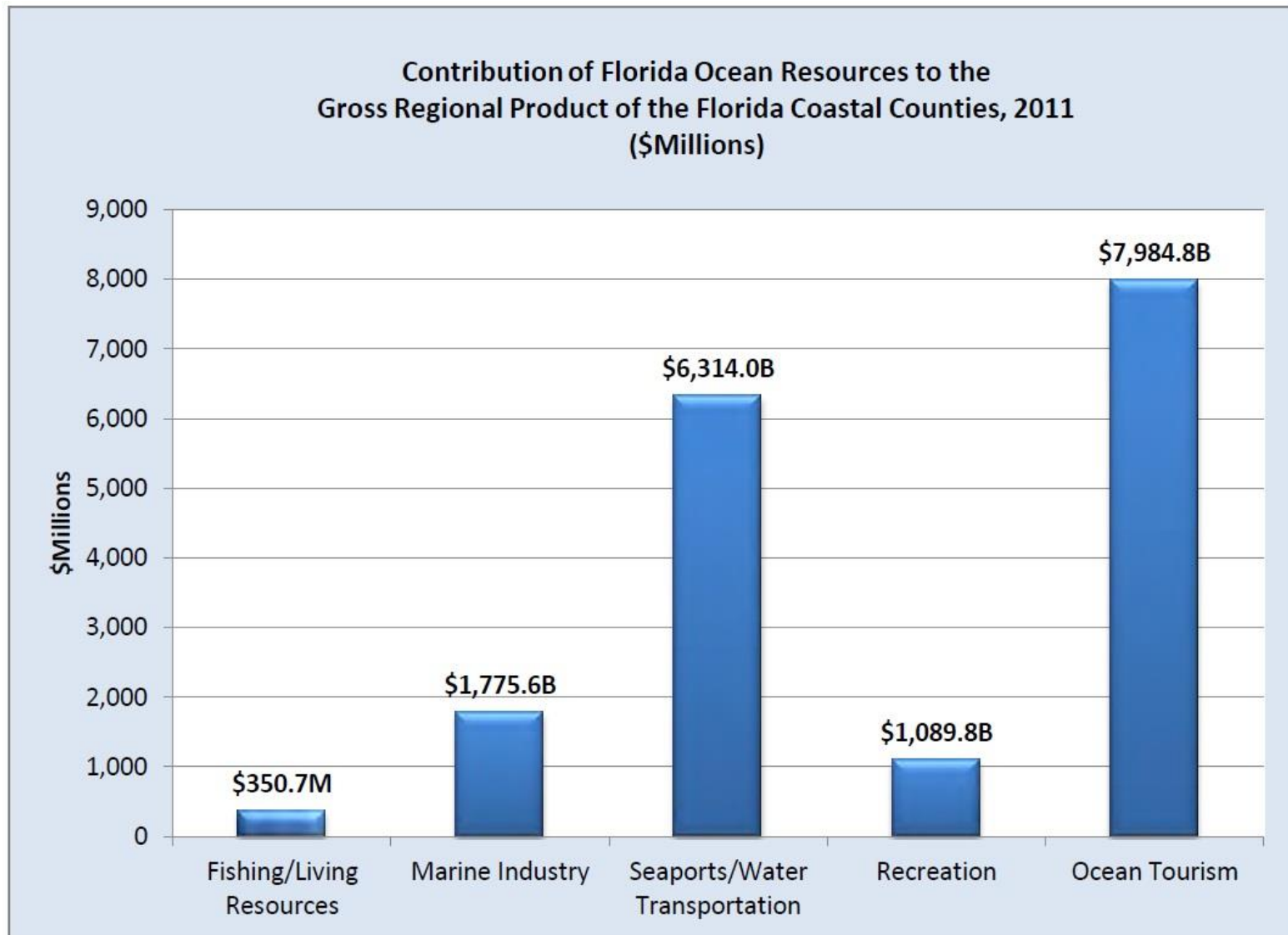


Competitive Business Environment



After analyzing eight beach and coastal restoration projects nationwide, NOAA and The Nature Conservancy found that between the projects over 400 jobs were created or supported.


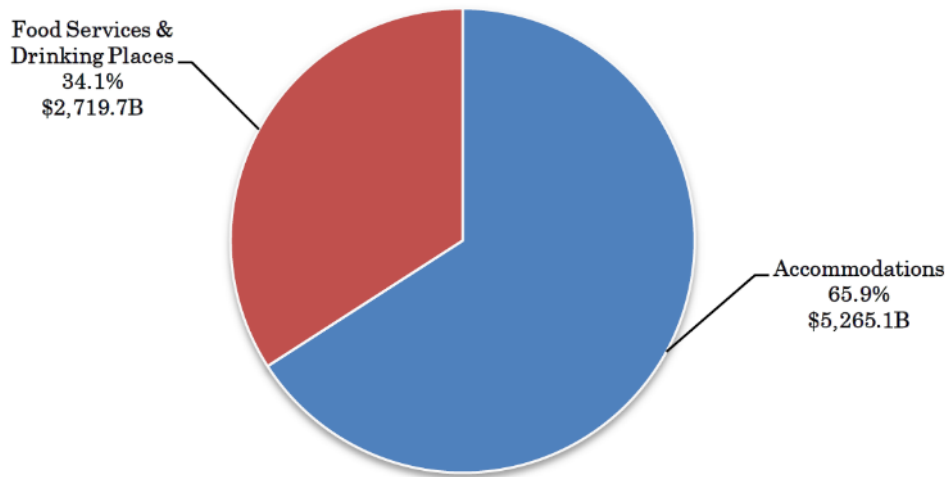
Competitive Ocean Resource Economy



Tourism

\$8 billion created by out of state ocean-oriented tourism in 2011

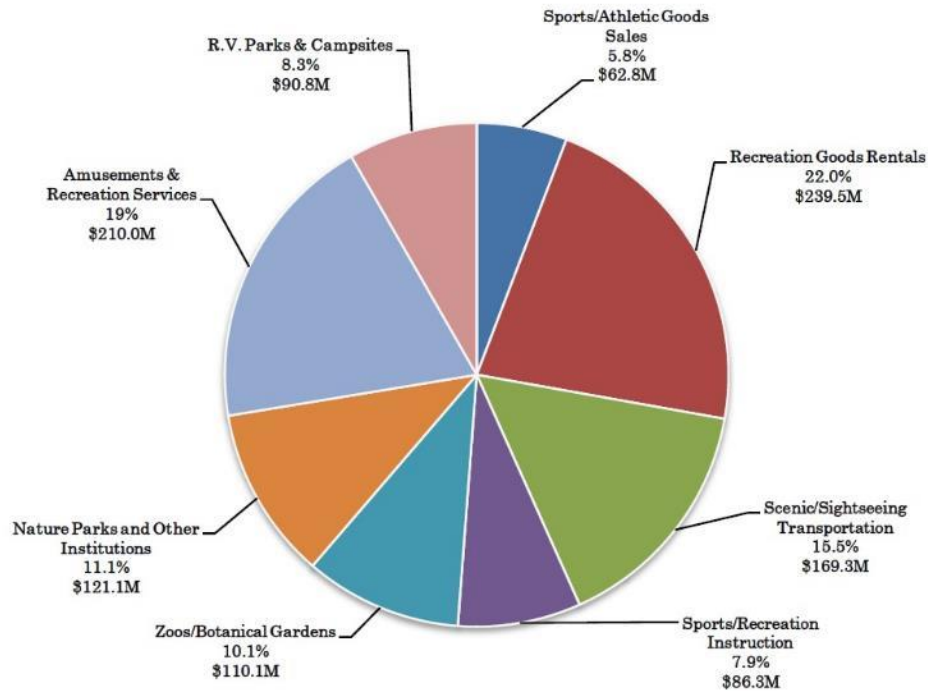
Total Ocean Tourism Contribution to Gross Regional Product, 2011



Recreation


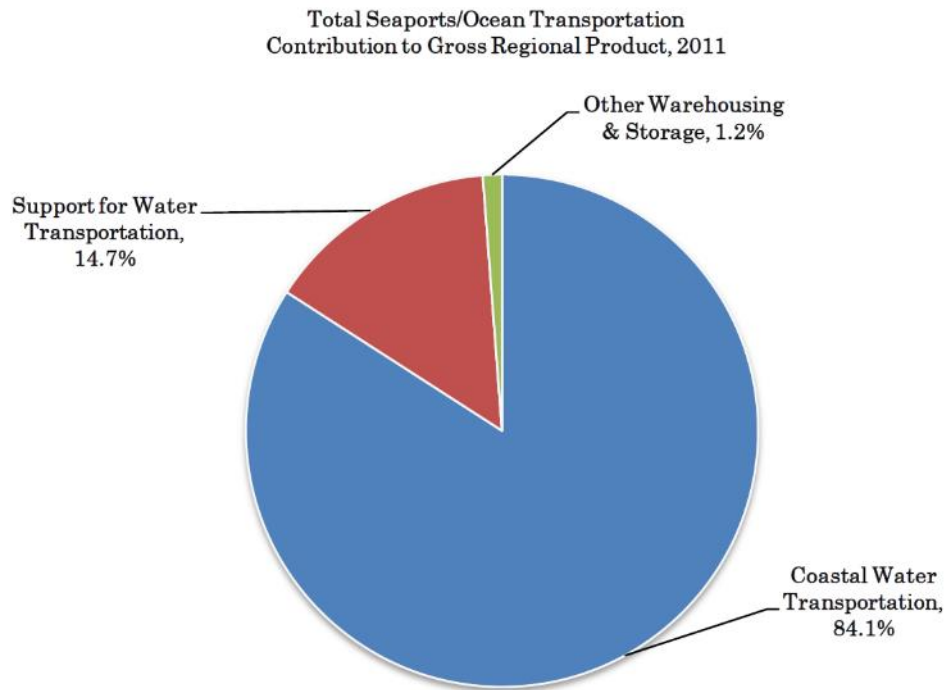
\$1.1 billion created by ocean-oriented recreation in 2011

Total Recreation Contribution to Gross Regional Product, 2011



Seaports and Ocean Transport

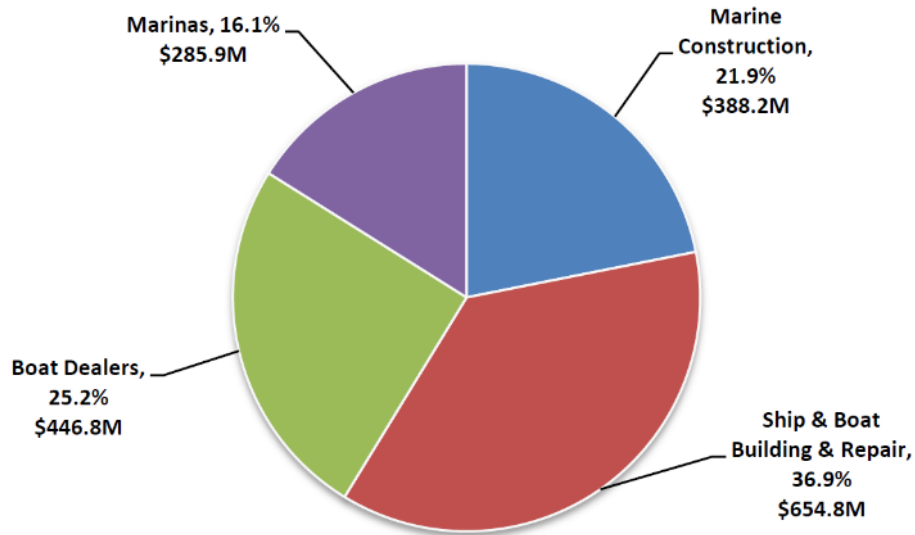
\$6.3 billion created by seaports & ocean transportation in 2011



Marine Industry

\$1.8 billion created by marine industry activity in 2011

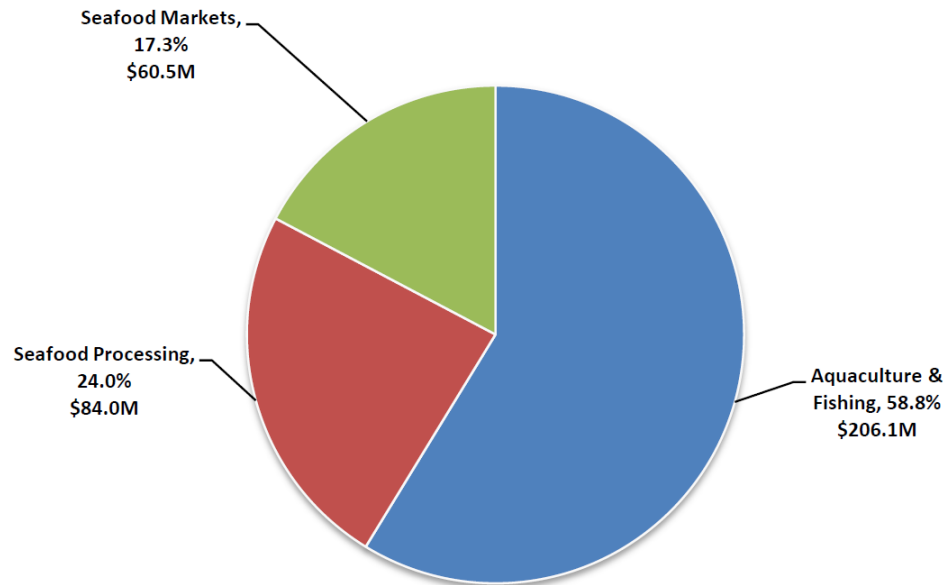
Total Marine Industry Contribution to Gross Regional Product, 2011



Fishing/Living Resources

\$350 million created by fishing and living resources in 2011

Total Fishing/Living Resources Contributions to Gross Regional Product, 2011



Want to Know More?

Julie Dennis

Community Program Manager
Department of Economic Opportunity
Julie.Dennis@deo.myflorida.com

Daniel Fitz-Patrick

Program Coordinator
Department of Economic Opportunity
Daniel.FitzPatrick@deo.myflorida.com



Visit us at floridajobs.org/adaptationplanning for useful tools, valuable resources, and more information.