

A graphic at the top of the page features a large yellow semi-circle representing a sun, partially obscured by a dark blue wave. Below the wave is a white line, and the background is a light blue gradient.

# **CLEAN BOATER** *HABITS*





## **INTRODUCTION TO CLEAN BOATER HABITS**


Florida is home to thousands of miles of shoreline and millions of acres of lakes, streams and creeks. Each day, residents and visiting boaters cruise our waters for both business and pleasure.



Our waterways provide transportation routes, venues for commercial and recreational fishing, and destinations for swimming, diving and wave-running. In fact, no matter where you are in Florida, you are never more than 75 miles from the coast.

As Floridians, we share a responsibility to protect our state's waters. This handbook provides many easy actions for clean boating. Regardless of what brings us out on the water — for recreation or to make a living — we all are responsible for preserving the boating life we love by keeping our waterways and shorelines vibrant, clean and healthy.

# Take the Clean Boater Pledge!

Sign the pledge online at [FloridaDEP.gov/CleanBoater](http://FloridaDEP.gov/CleanBoater) or fill out the form on page 31



 **Clean Boater Pledge** 

As a member of the Florida Clean Boater Program, I pledge to do my part to keep Florida's waterways clean. I will identify opportunities to keep my boat clean, practice environmentally friendly boating activities such as boating, boat maintenance and waste management. I will further ensure that all passengers aboard my vessel follow the guidelines and maintain a clean boating environment.

**As a Clean Boater I Pledge to:**

- Keep Florida's waterways free of trash and recycle whenever possible
- Practice proper fueling techniques
- Use pump-out facilities
- Support Florida's Clean Marinas, Clean Boatyards and Clean Marine Outlets wherever possible
- Promote clean boating habits and the Clean Boater Program to fellow boaters
- Remember that a clean environment **ALWAYS** starts with **ME**.

First Name: \_\_\_\_\_  
Last Name: \_\_\_\_\_  
Address: \_\_\_\_\_  
City: \_\_\_\_\_ State: \_\_\_\_ ZIP Code: \_\_\_\_\_  
Email Address: \_\_\_\_\_

Signature \_\_\_\_\_ Date \_\_\_\_\_

Would you like to sign up for the Clean Boater Program? Please contact the Florida Department of Environmental Protection, Office of Boating and Coastal Protection, 3905 Commonwealth Blvd., MS 219, Tallahassee, FL 32309. Fax: 904-984-9400.

Sign and mail the pledge to the Florida Department of Environmental Protection, Office of Boating and Coastal Protection, 3905 Commonwealth Blvd., MS 219, Tallahassee, FL 32309. Fax: 904-984-9400.

Revised 7/06/20

# CONTENTS

The Environment and the Economy	2
Florida Clean Marina Program	3
Florida Clean Boatyard Program	4
Florida Clean Marine Retailer Program	5
Clean and Resilient Marina Program	6
Clean Vessel Act Program	7
Tropical Weather Preparedness	8
Petroleum Control and Spill Prevention	10
Boat Cleaning	12
Environmentally-Friendly Cleaners	14
Boat Cleaning - Exotic Plants and Wildlife	15
Watercraft Checkpoints	17
Boating Impacts on Aquatic Plants and Wildlife	18
Solid Waste Management	20
Hazardous Waste Management	22
Fish Waste Management	24
Sewage Management	26
Marine Sanitation Devices	28
Mooring Fields	29
Clean Boater Pledge	31
Regulations	32



## **THE ENVIRONMENT AND THE ECONOMY**

Clean water is essential for public health and environmental protection, and for Florida's robust economy. The state's multibillion-dollar tourism and fishing industries rely on our world-famous coastlines and waterways. Since 2000, the Florida Department of Environmental Protection (DEP) has encouraged clean boating practices through recognition programs for marine facilities that adopt environmentally-friendly practices.



## **FLORIDA CLEAN MARINA PROGRAM**

The Florida Clean Marina Program is a recognition and designation program that helps businesses reduce their environmental impact by implementing best management practices. This assistance is provided through workshops, continuing education, onsite instruction and mentoring by other Clean Marinas. To become designated, marinas voluntarily implement a set of environmental measures designed to protect Florida's waters. These measures address critical environmental issues such as sensitive habitat protection, waste management, stormwater control, spill prevention and emergency preparedness.



## **FLORIDA CLEAN BOATYARD PROGRAM**

The Florida Clean Boatyard Program is a voluntary designation program that recognizes boatyards that have committed to protecting Florida's aquatic resources by implementing a set of environmentally responsible practices. Best management practices — such as using dustless sanders, oil and solvent recycling, and recirculating pressure washer systems — help preserve and protect the state's natural resources.



## **FLORIDA CLEAN MARINE RETAILER PROGRAM**

Much like the Clean Marina and Clean Boatyard programs, the Florida Clean Marine Retailer Program is a designation program that recognizes an important segment of the marine industry for its commitment to protecting Florida's natural resources. To become designated, retailers voluntarily implement a variety of best management practices in their boat and engine-servicing operations and facilities. Retailers also are encouraged to promote clean boating habits with the public.





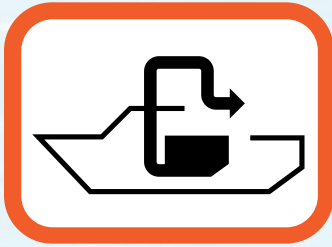
## **CLEAN & RESILIENT MARINA PROGRAM**

Building on the success of the Florida Clean Marina Program is the Florida Clean & Resilient Marina Program, which recognizes facilities that achieve additional levels of environmental responsibility and sustainability.

Both voluntary programs encourage marinas to adopt policies and procedures designed to protect Florida's waterways. A designated Florida Clean Marina offers services such as sewage pumpout services and proper disposal of waste. A designated Clean & Resilient Marina has adopted those measures and more, including emergency preparedness.

Tropical storms are common in Florida, and preparedness is vital to the operation of a resilient marina and the protection of natural resources. Just a few unprepared boats can inflict major environmental harm.

The Clean & Resilient Marina Program provides guidance in other critical areas, such as marina design, evacuation procedures and erosion control.



***KEEP OUR  
WATER CLEAN—  
USE PUMPOUTS***

## **CLEAN VESSEL ACT**

The Florida Department of Environmental Protection's Clean Vessel Act grant program provides funding to marinas to purchase, install, maintain, repair, and operate boater-pumpout and dump-station facilities. Funded through a Sport Fish Restoration Grant made available by the U.S. Fish and Wildlife Service, pumpout facilities help ensure proper disposal of human waste and sewage from recreational boats. The funds also are used for educational opportunities such as instructional signage and boater outreach.

To date, DEP has awarded millions of dollars in Clean Vessel Act grant funds throughout Florida. These funds have been used to install or operate more than 500 stations and vessels, diverting more than 33 million gallons of sewage from our waters.



## **TROPICAL WEATHER PREPAREDNESS**

**Fact:**

High winds and water levels during a hurricane or tropical storm can cause the release of normally secure pollutants into the environment. Boats often sink, releasing fuels, oils and other chemicals into the environment.

**Goal:**

Eliminate possible sources of pollution from areas that may be affected by storms.



## **ACTIONS TO PREPARE FOR SEVERE WEATHER**

- Develop a severe weather preparedness plan and ask the marina for its site-specific preparedness plan.
- Remove portable containers of paint, fuel, oils and cleaners; either properly dispose of or store securely.
- If possible and still safe, remove boats from the water. In circumstances where this is not possible, move vessels out of slips and into open or highly protected waters.
- Secure boats, whether in the water or on a trailer, with extra safety lines and fenders.
- When possible, remove portable marine sanitation devices.
- Secure all hatches, doorways and windows to prevent water intrusion.
- Remove or secure loose gear and equipment.
- When possible, use marina-provided mooring balls instead of vessel anchors, which can damage seagrass, coral colonies and other fragile elements of marine floor environments.

[boatus.com/hurricanes/](https://boatus.com/hurricanes/)

[nhc.noaa.gov/prepare/marine.php](https://nhc.noaa.gov/prepare/marine.php)



## **PETROLEUM CONTROL AND SPILL PREVENTION**

### **Fact:**

A single gallon of fuel can contaminate 750,000 gallons of water. The cumulative effect of multiple small spills can have a serious impact on water quality and marine life.

### **Goal:**

Reduce petroleum-based pollution in Florida's surface waters to maintain a healthy, beautiful environment.

### **Actions to take while fueling:**

- Fuel your boat on the upland.
- Listen to your boat. The fuel tank gurgles before it's full.
- Keep your hand on the nozzle. Do not use the handle stop.

- Use a vent collection device to capture escaping fuel.
- If your tank overfills, use rags for cleanup. When finished cleaning, give the soiled rags to the marina operator for proper disposal.
- Do not hose off spilled fuel into the water.
- If a fuel spill occurs, notify marina management immediately.
- Do not use soaps or detergents on spills. This makes the problem worse and violates federal law.

### **Actions to take for bilge oils:**

- Use a proper preventive maintenance schedule to reduce oil contamination.
- Do not discharge bilge water overboard while on the water.
- Keep engines tuned and in good working condition.
- Regularly check seals, gaskets, hoses, connections and fittings for leaks, drips and damage.
- Clean and maintain bilges. Do not use detergents for cleaning.
- Use absorbent pads to remove oil from the bilge. Oil-absorbent or bioremediating bilge booms work great.
- Before pumping bilge water, use water/oil separators or absorbents to soak up any loose oil. Trailer your boat to an area that provides containment for bilge and boat plug discharges.
- Recycle or properly dispose of used oil and absorbent material. Contact your local environmental office or marina staff for assistance.



## **BOAT CLEANING**

### **Fact:**

Many products used to wash hulls and decks contain ingredients such as chlorine, phosphates and ammonia, which are toxic to fish and harmful to the environment.

### **Goal:**

Use cleaning methods and cleaners that eliminate risks and hazards to aquatic life and the environment.

### **Actions for safe cleaning:**

- Read product labels and look for cleaners that are nontoxic, biodegradable, packaged in recyclable containers, and do not contain phosphates, chlorine, bleach, ammonia, artificial fragrances or petroleum products.



- Use cleaners with a third-party certification that they have been tested for toxicity and environmental impacts. Major certifications include the U.S. Environmental Protection Agency's Safer Choice, Green Seal and EcoLogo.
- Remove your boat from the water and clean it where debris and chemicals can be captured and properly disposed of.
- Use water to wash down your boat after use.
- Ask your marina or ship's store to stock green cleaners and biodegradable soaps.
- If feasible, move your boat to upland dry slips. Your boat will stay cleaner and have less of an environmental impact.



# ENVIRONMENTALLY-FRIENDLY CLEANERS

<b>PRODUCT</b>	<b>ALTERNATIVE</b>
<b>Bleach</b>	Borax
<b>Scouring Powders</b>	Baking soda or rub area with one-half lemon dipped in borax, then rinse
<b>General Cleaner</b>	Baking soda and vinegar, or lemon juice combined with borax paste
<b>Floor Cleaner</b>	One cup vinegar in two gallons of water
<b>Window Cleaner</b>	One cup vinegar in one quart warm water, rinse and squeegee
<b>Aluminum Cleaner</b>	Two tablespoons cream of tartar in one quart of hot water
<b>Brass Cleaner</b>	Worcestershire sauce, or paste made of equal amounts of salt, vinegar and water
<b>Copper Cleaner</b>	Lemon juice and water, or paste of lemon juice, salt and flour
<b>Chrome Cleaner/Polish</b>	Apple cider vinegar to clean; baby oil to polish
<b>Stainless Steel Cleaner</b>	Baking soda or mineral oil for polishing, vinegar to remove spots
<b>Fiberglass Stain Remover</b>	Baking soda paste
<b>Mildew Remover</b>	Paste with equal amount of lemon juice and salt, or white vinegar and salt
<b>Wood Polish</b>	Olive or almond oil (interior walls only)
<b>Head and Shower</b>	Baking soda; brush thoroughly
<b>Rug/Upholstery Cleaner</b>	Sprinkle dry corn starch; vacuum



## BOAT CLEANING - EXOTIC PLANTS AND WILDLIFE

### Fact:

Exotic plants and wildlife that become attached to vessels and trailers can accidentally be introduced to new waterways. Once introduced, invasive plants and wildlife such as hydrilla, water hyacinth and zebra mussels are difficult and expensive to control and eradicate. Exotic species contribute to the degradation of water quality and affect native fish and wildlife by outcompeting them for food and sunlight.

### Goal:

Prevent the introduction of exotic plants and wildlife into Florida's unspoiled waters.



***Hydrilla produces a dense mat of vegetation at the surface that shades out bottom plant life. When these plants die, oxygen levels in the water decrease and affect other aquatic life.*** Photo by Vic Ramey, University of Florida



***While often very pretty, water hyacinths also shade out bottom plants and can deplete oxygen levels.*** Photo by George May



**Green mussels** are a danger to marine infrastructure, including boats, and can displace native species. Green mussels growing on a crab trap retrieved from Tampa Bay. Photo by Florida Sea Grant

## **ACTIONS TO PREVENT THE INTRODUCTION OF EXOTICS**

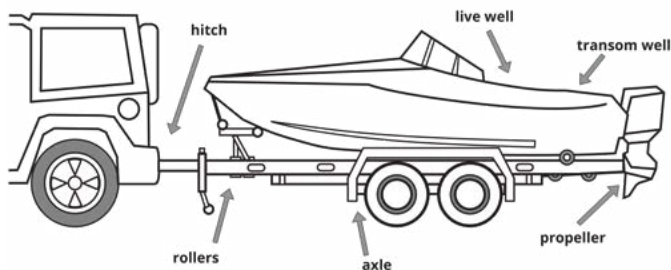
- Do not chop vegetation with propellers. This causes it to spread to other areas.
- Always check bilges, live wells and trailers at ramps to minimize the spread of exotics. Bilges and wells should be emptied and treated for larvae and spore removal.
- Dispose of waste in properly sealed containers.
- Remove all plant fragments from trailers, props, bait wells, fishing tackle, dive gear and other equipment for disposal in an upland facility or receptacle.
- Flush raw water-cooling systems and clean sea strainers before launching boats trailered or motored from other states or nations.

### **Important note:**

The importation, transportation or release of exotic plants and animals is prohibited or regulated by section 369.25 (aquatic plants), section 370.081 (saltwater animals) and section 372.26 (imported fish), Florida Statutes.

# WATERCRAFT CHECKPOINTS

To assist with the preservation of Florida's natural environment and stop invasive species from spreading, check your boat each time you leave the water.



- |                                       |  |                                       |
|---------------------------------------|--|---------------------------------------|
| <input type="checkbox"/> Anchor       | <input type="checkbox"/> Intake Pipe     | <input type="checkbox"/> Rollers      |
| <input type="checkbox"/> Axle         | <input type="checkbox"/> Ladder          | <input type="checkbox"/> Prop         |
| <input type="checkbox"/> Bait Bucket  | <input type="checkbox"/> Landing Net     | <input type="checkbox"/> Spare Tire   |
| <input type="checkbox"/> Bunks        | <input type="checkbox"/> License Plate   | <input type="checkbox"/> Tackle       |
| <input type="checkbox"/> Bow Line     | <input type="checkbox"/> Motor           | <input type="checkbox"/> Tow Rope     |
| <input type="checkbox"/> Fishing Line | <input type="checkbox"/> Wheels          | <input type="checkbox"/> Trailer      |
| <input type="checkbox"/> Floor        | <input type="checkbox"/> Live Well       | <input type="checkbox"/> Transducer   |
| <input type="checkbox"/> Hull         | <input type="checkbox"/> Lights & Wiring | <input type="checkbox"/> Transom Well |

For more information on invasive plant management in your area, visit the Florida Fish and Wildlife Conservation Commission's Weed Alerts at [myfwc.com/wildlifehabitats/habitat/invasive-plants/weed-alerts/](http://myfwc.com/wildlifehabitats/habitat/invasive-plants/weed-alerts/).



## **BOATING IMPACTS ON AQUATIC PLANTS AND WILDLIFE**

### **Fact:**

Poor boating habits can have a lasting impact on the health and safety of aquatic plants and animals. Manatees, dolphins and sea turtles are especially susceptible to impacts from boat propellers, wakes, and waste thrown over the side. These marine inhabitants move slowly through our waters and are large draws for Florida's ecotourism industry.

Two important components of Florida's reputation as the *Fishing Capital of the World* are our seagrasses and mangroves. Both serve as food sources, refuges and nursery habitats for a variety of marine life, including juveniles of fish species that draw anglers from around the world. Mangroves and seagrasses also control erosion and help maintain water quality.

### **Goal:**

Preserve and protect Florida's native vegetation and wildlife.

## **Protective actions and habits:**

- Avoid known areas of seagrass beds, sandbars and shoals.
- Do not use propellers to chop aquatic vegetation. Dead vegetation sinks to the bottom of the water column where it degrades and lowers the oxygen level needed for aquatic wildlife.
- If you run onto a grass bed or sandbar, stop immediately and tilt your engine. Use a push pole or paddle to move your boat out of the grass bed or sandbar, or, if necessary, walk your boat out of the area.
- Read and follow navigational charts and markers to avoid sensitive areas.
- Observe and obey all signs. Known areas of seagrasses and high-traffic areas for manatees often are marked with No Trespassing or No Wake Zone signs.
- Read the water. A grass bed may appear as a large dark area under the water. Wear polarized sunglasses to reduce the glare on the water, making it easier to see these areas.
- Do not harass wildlife. Maintain a safe distance and look, but do not touch.
- Report manatee, dolphin and sea turtle injuries, deaths, tag sightings or harassment to the Florida Fish and Wildlife Conservation Commission:
  - Call 888-404-FWCC (3922).
  - Cellphone users can reach the commission at \*FCW or #FWC, depending on service provider.
  - Violations also can be reported online at [myfwc.com/contact/wildlife-alert/](http://myfwc.com/contact/wildlife-alert/).



## **SOLID WASTE MANAGEMENT FOR BOATERS**

### **Fact:**

Keeping waterways free of trash is important for environmental protection, public enjoyment and the state's tourism economy. Federal law prohibits vessel operators from discharging plastics, or garbage containing plastics, into the water. Florida's litter law prohibits the dumping of litter on or in the tidal and coastal waters of the state. Local laws may place additional restrictions on garbage and waste discharge.

### **Goal:**

Manage and dispose of all solid waste properly to keep our waters clean.

## **Actions for proper waste management:**

- Properly stow all loose items, plastic bags, drink cans and other articles so they do not blow overboard.
- Never throw any debris overboard. Store it in a bag and pick up any trash you see.
- Do not discard cigarette butts over the side. Place them in a sealed container and dispose of them properly back at the dock.
- Recycle materials such as glass, aluminum, plastic, newspapers, batteries and oil. Place each one in the appropriately marked containers at marinas, boat ramps or other appropriate upland facilities.
- Encourage your marina and marine retailer to provide recycling and trash containers.
- Break apart the rings on any plastic beverage holder to prevent animals from becoming trapped in the rings.
- Carefully dispose of used fishing line, hooks and other tackle in an appropriate container. Use monofilament recycling bins when available. Fishing line debris is not only an eyesore, but it is also a danger to marine life.





## HAZARDOUS WASTE MANAGEMENT

**Fact:**

Typical hazardous waste generated by boaters includes paint waste, used batteries, bilge-pump switches containing mercury, used oil, gasoline and out-of-date flares. Hazardous waste poses a threat to the environment if it is improperly disposed of into the water, air or ground. Florida law prohibits discharges that cause pollution to state waters.

**Goal:**

Eliminate the use or generation of hazardous materials and dispose of properly.

**Proper hazardous waste management actions:**

- Replace regular paints with those that are solvent-free or have a lower volatile organic compound (VOC).
- Place ignitable paint waste and old, unused fuels in closed containers so the vapors do not escape into the air and create a human health issue or explosive risk.
- Put used oil into a closed container that will not fill with rain and overflow into the water or onto the ground. Many full-service fuel stations, automotive parts stores and repair shops will dispose of used oil for little to no cost. Visit [Earth911.com](http://Earth911.com) or call 800-253-2687 for a list of locations, based on your ZIP code, where used oil can be disposed of at no cost.
- Disposal should be a last resort. Try to recycle and reuse leftover chemicals or paints by asking around to see if someone else can use them.
- When replacing a boat or car battery, take it into the store and trade it for a possible credit toward the replacement battery.
- Buy bilge-pump switches that do not contain mercury. Properly dispose of old switches.
- Check with your marina about how to dispose of paint waste, mercury-containing bilge switches, old flares, used oil, and fuel. Contact your local solid waste authority for more information on the proper disposal of hazardous waste.



## **FISH WASTE MANAGEMENT**

**Fact:**

Improper disposal of fish waste into marina waters can severely impact the fisheries we enjoy. Besides being an eyesore, large amounts of decomposing fish waste can lead to decreased oxygen in the water — harming the fish, shrimp and crabs in the basin. Throwing fish waste in the water also can create safety hazards for both wildlife and people. Alligators, possums, seagulls and raccoons are all attracted to areas where fish waste is readily available.

**Goal:**

Practice sound fish waste management through responsible cleaning and waste disposal.



### **Actions for proper fish waste disposal:**

- Dispose of any unneeded bait away from marinas, enclosed rivers or basins. Ideally, dispose of fish waste or unused bait offshore.
- Save, freeze and reuse fish waste as bait or chum for your next trip.
- Use fish-cleaning stations that have macerators, trash receptacles and wastewater hook-ups. Do not throw carcasses in the water.
- Eliminate the need to clean your catch by practicing catch and release. No fish, no waste, no harm.

### **Important note:**

Many fish can be eviscerated (gutted) while on the water. However, most game fish cannot be filleted until you return to the dock. Find information on specific species at [MyFWC.com/fishing](http://MyFWC.com/fishing).



## SEWAGE MANAGEMENT

### **Fact:**

Raw sewage is unsightly, fouls our water, and can seriously harm human and aquatic life. Sewage influences the magnitude of fish kills, algae blooms and human health issues. Compounding this problem is the presence of chemical additives often used to disinfect and deodorize vessel toilet systems and holding tanks. These additives often contain formaldehyde, paraformaldehyde, quaternary ammonium chloride and zinc sulfate. In Florida, boaters are prohibited from discharging raw sewage into the state's waters extending 9 miles out into the Gulf of Mexico and 3 miles out in the Atlantic Ocean.

### **Goal:**

Use pumpout facilities and waste dump receptacles to reduce or eliminate the discharge of sewage into our waters.

### **Actions for proper sewage management:**

- Whenever possible, use restrooms and showers provided on land.
- Give your business to marinas with the proper facilities, including pumpout stations or pumpout vessels.
- Encourage marinas to provide convenient pumpout services.
- Dispose of all waste, including those from pets, properly.
- On small boats, use portable toilets and dispose of your waste at the dock or ramp.
- Follow the instructions when using and maintaining a marine sanitation device (MSD).
- Use enzyme-based products in the holding tank instead of deodorizers and disinfectants that can harm aquatic life.
- Protect yourself with proper personal protection (gloves and goggles) when servicing your MSD and operating pumpout equipment.
- Handwashing with antibacterial soap and water is essential for anyone using pumpout equipment. Individuals should wash their hands after every contact with the equipment.

### **Important note:**

Sections 327.53(4)(a) and 327.53(5), Florida Statutes, prohibit the discharge of raw sewage from any vessel. All vessel owners, operators and occupants must comply with U.S. Coast Guard regulations pertaining to MSDs and U.S. Environmental Protection Agency regulations pertaining to No Discharge Zones, or areas where sewage discharge is prohibited.

# MARINE SANITATION DEVICES

An MSD is any equipment for installation on board a vessel that is designed to receive, retain, treat or discharge sewage, and any process to treat such sewage (Federal Pollution Control Act, Section 312).

If a vessel has an installed marine sanitation device, it must be one of these three types:

TYPES OF MARINE SANITATION DEVICES (MSD)		
MSD Type	Vessel Length	Standard
Type I: Flow-through device provides maceration and disinfection.	Equal to or less than 65 feet in length	The effluent produced must not have a fecal coliform bacteria count greater than 1,000 per 100 milliliters and have no visible floating solids.
Type II: Flow-through device provides maceration and disinfection in an advanced form.	Greater than 65 feet in length	The effluent produced must not have a fecal coliform bacteria count greater than 200 per 100 milliliters and suspended solids not greater than 150 milligrams per liter.
Type III: Holding tank may contain deodorizers and other chemicals. May be equipped with a "Y" valve that will allow overboard discharges.	Any length	The MSD is designed to prevent the overboard discharge of treated or untreated sewage.

*Note: Discharging vessel sewage directly overboard is illegal within 3 miles of shore of U.S. territorial waters and 9 miles in the Gulf of Mexico. Discharging vessel sewage overboard from a vessel equipped with any of the above MSDs is prohibited in No Discharge Zones. Many areas will require that the "Y" valve on a Type III MSD be disabled, disallowing any discharge. In some navigable waters of the United States, graywater (galley, bath and shower water) is considered sewage as it applies to rules and regulations.*



## **MOORING FIELDS**

**Fact:**

Vessel anchors can damage seagrass, coral colonies and other fragile elements of marine floor environments.

**Goal:**

When possible, use managed mooring areas to minimize or eliminate damage to the marine floor environment.



## Actions to take for safe mooring:

- Ensure your vessel is compliant with U.S. Coast Guard, Florida Fish and Wildlife Conservation Commission and local laws and regulations regarding safety equipment, registration and sanitary equipment.
- Observe no anchoring and idle speed/no wake zones.
- Do not harass protected or endangered species. Avoid wildlife when possible.
- Use pumpouts or use available facilities on the upland to reduce the need to use on-vessel sanitary equipment.
- Properly dispose of litter and human and pet waste.
- Fuel only at designated fueling stations at the marina. Do not refill fuel tanks while in a mooring field.
- Use environmentally-friendly cleaning methods and green cleaners.
- **Immediately report all oil spills** — no matter how small — to the harbormaster and the DEP's Division of Law Enforcement and Emergency Response at 800-320-0519. For more information about Florida's Oil Spill Planning and Response Tool Kit, visit [FloridaDEP.gov/dleer/oer/content/oil-spill-tool-kit](http://FloridaDEP.gov/dleer/oer/content/oil-spill-tool-kit). Oil spills also should be reported to the U.S. Coast Guard National Response Center at 800-424-8802 or online at [nrc.uscg.mil/](http://nrc.uscg.mil/). Do not use detergents to disperse the spill.
- Use bilge socks or other absorbent materials in the bilge to prevent inadvertent discharge of oil into the water.
- Evacuate mooring fields and anchorages during severe weather, tropical storms or hurricanes.



# Clean Boater Pledge



As a member of the Florida Clean Boater Program, I pledge to do my part in keeping Florida's waterways clean. I will identify opportunities and implement environmentally-friendly practices associated with my boating activities such as fueling, boat maintenance and waste management. I will further ensure that all passengers aboard my vessel follow the guidelines and maintain a clean boating environment.

## As a Clean Boater I Pledge to:

- Keep Florida's waterways free of trash and recycle whenever possible
- Practice proper fueling techniques
- Use pumpout facilities
- Support Florida Clean Marinas, Clean Boatyards and Clean Marine Retailers whenever possible
- Promote clean boating habits and the Clean Boater Program to fellow boaters
- Remember that a clean environment **ALWAYS** starts with **ME**

**First Name:** \_\_\_\_\_

**Last Name:** \_\_\_\_\_

**Address:** \_\_\_\_\_

**City:** \_\_\_\_\_ **State:** \_\_\_\_\_ **ZIP Code:** \_\_\_\_\_

**Email Address:** \_\_\_\_\_

\_\_\_\_\_ *Signature* \_\_\_\_\_ *Date*

Would you like to sign up to receive emails from the Florida Department of Environmental Protection, and help protect and conserve the state's natural resources?  Yes  No

Florida Department of Environmental Protection  
Office of Resilience and Coastal Protection  
Clean Boater Program  
3900 Commonwealth Blvd., MS 235  
Tallahassee, FL 32399  
Fax: 866-340-4683

Scan and email:  
Clean.Marina.Program@FloridaDEP.gov

Fill out the pledge online:  
FloridaDEP.gov/CleanBoater

Revised 7/06/20

# **REGULATIONS**

## **U.S. Coast Guard**

Maritime safety, security and stewardship, marine safety, ports waterway and coastal security, marine environmental protection  
[uscgboating.org](http://uscgboating.org)  
[uscg.mil](http://uscg.mil)

## **U.S. Coast Guard Auxiliary**

Complimentary vessel safety check  
[www.cgaux.org](http://www.cgaux.org)

## **Florida Fish and Wildlife Conservation Commission**

Boating, safety, fishing, licenses, boat ramps and access  
[myfwc.com](http://myfwc.com)

**Minimum required  
safety equipment checklist**  
[uscgboating.org/recreational-boaters/](http://uscgboating.org/recreational-boaters/)

## Important Contact Information

Florida Department of Environment Protection  
Florida Clean Vessel Act Program  
FloridaDEP.gov/CleanVessel  
or Clean.Vessel.Act@FloridaDEP.gov  
**850-245-2094**

Florida Fish and Wildlife Conservation Commission  
MyFWC.com/Boating

## Report Environmental, Boating and Wildlife Violations and Concerns

To report environmental emergencies only,  
call the State Watch Office  
**800-320-0519** or **850-815-4001**  
For non-emergencies, call  
**850-413-9900**

To report boating violations and concerns,  
call the U.S. Coast Guard Tampa MSO Operations Center  
**813-228-2189**  
24 hours/7 days a week

To report wildlife violations and concerns,  
call **888-404-FWCC (3922)**  
Cellphone users can dial **\*FWC** or **#FWC**,  
depending on the service provider

*This booklet paid in part by the  
U.S. Fish and Wildlife Service, Sport Fish Restoration*

