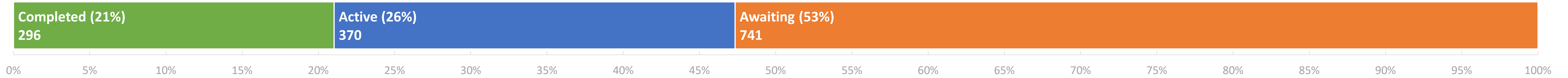


Drycleaning Solvent Cleanup Program (DSCP) Progress and Funding Status

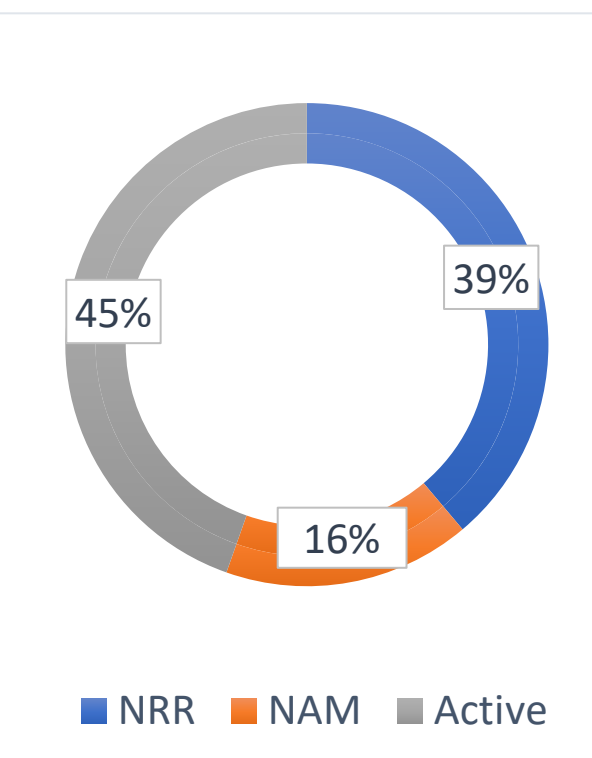
March 29, 2024



DSCP Sites Closed by Remedy

Total Closed to Date: 296

March 29, 2024

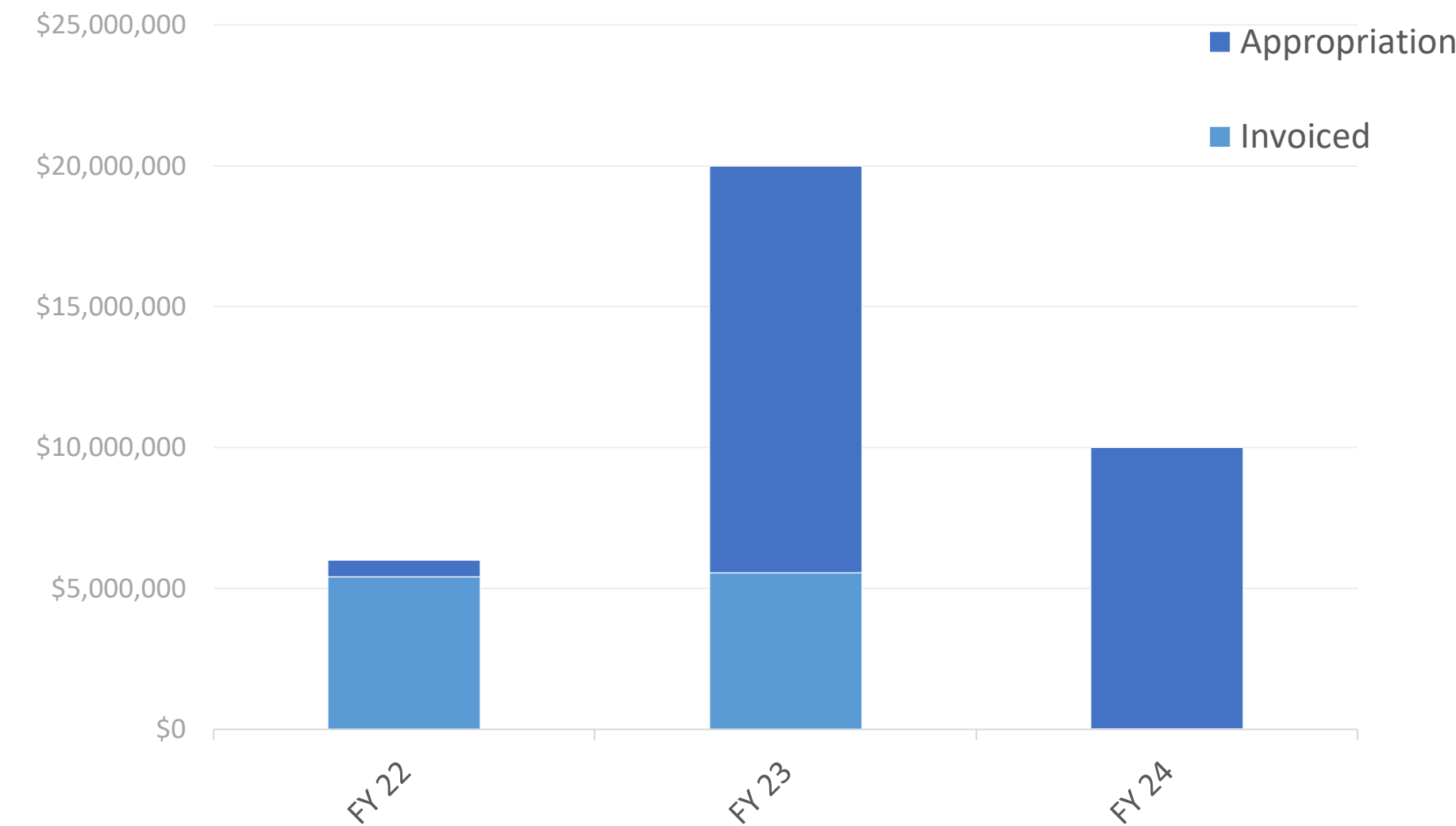


type*	closures	% of total
NRR	115	39%
NAM	49	17%
Active	132	45%

*NRR: No Remedy Required
 *NAM: Natural Attenuation Monitoring
 *Active: Active Remediation

DSCP Appropriation and Invoice Activity by FY

March 29, 2024



*Prior fiscal years invoiced in full

	FY 22	FY 23	FY 24
Appropriation	\$6,000,000	\$20,000,000	\$10,000,000
Invoiced	\$5,421,460.76	\$5,564,912.58	\$156.85
Remaining Balance	\$578,539.24	\$14,435,087.42	\$9,999,843.15

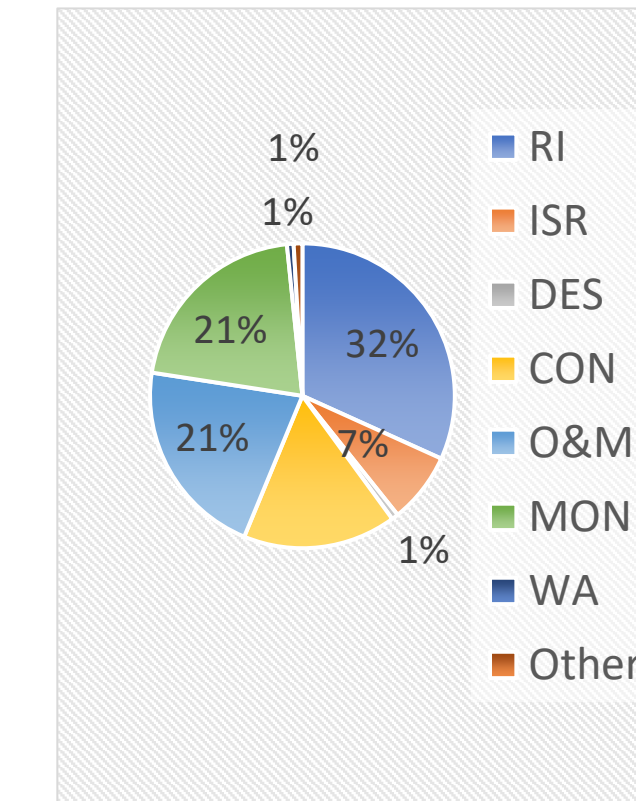
DSCP Available Encumbrance Snapshot

Available for Tasking*	Encumbered in Contracts	Unencumbered
\$14,934,063.84	\$5,170,211.51	\$9,763,852.33

*Includes carry-over from previous fiscal years

DSCP Tasking Activity by Phase (FY24)

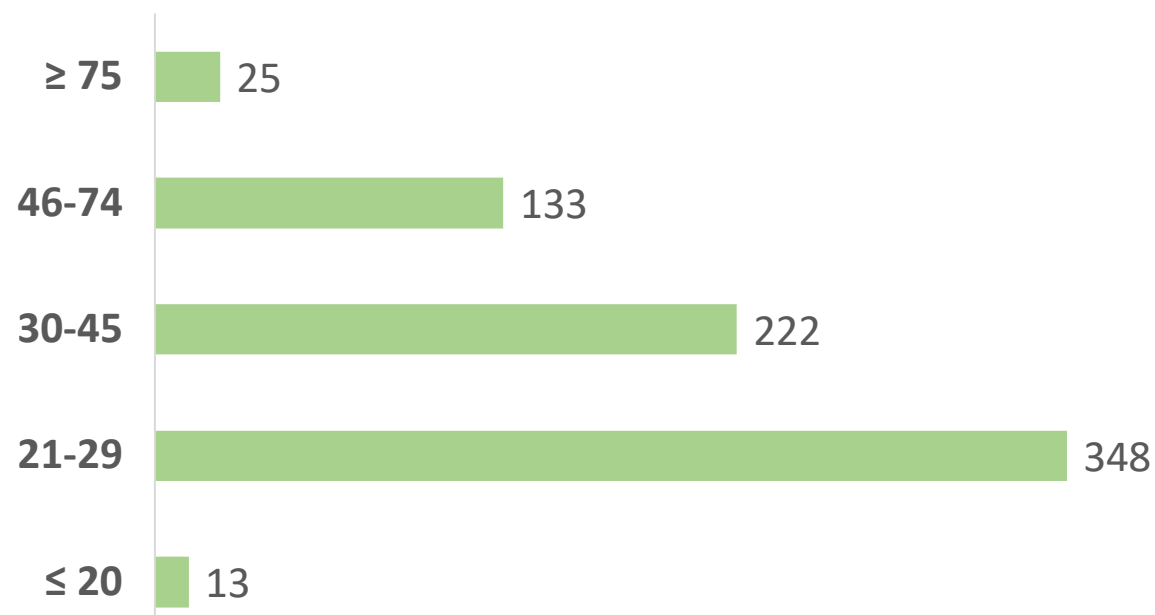
March 29, 2024



Phase	Tasked to Date (FY24)
Assessment (RI)	\$1,336,899.43
Source Removal (ISR)	\$315,515.54
Design (DES)	\$29,799.81
Construction (CON)	\$684,843.00
O&M	\$892,400.63
Monitoring (MON)	\$881,248.98
Well Abandonment (WA)	\$29,645.75
Other*	\$38,848.67
Total	\$4,209,201.81

*includes property management, DOH well survey, offsite notices, critical response

Current Site Scores Awaiting Cleanup



* The DSCP is currently working on sites scored 83 or higher

DSCP Site Closures by Fiscal Year

March 29, 2024

