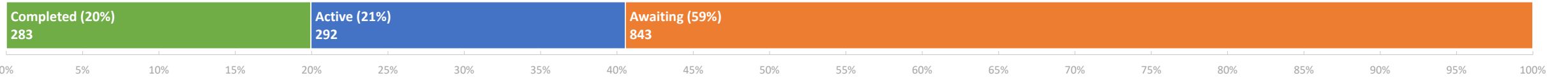


Drycleaning Solvent Cleanup Program (DSCP) Progress and Funding Status

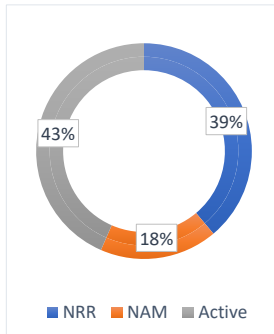
December 29, 2022



DSCP Sites Closed by Remedy

Total Closed to Date: 283

December 29, 2022

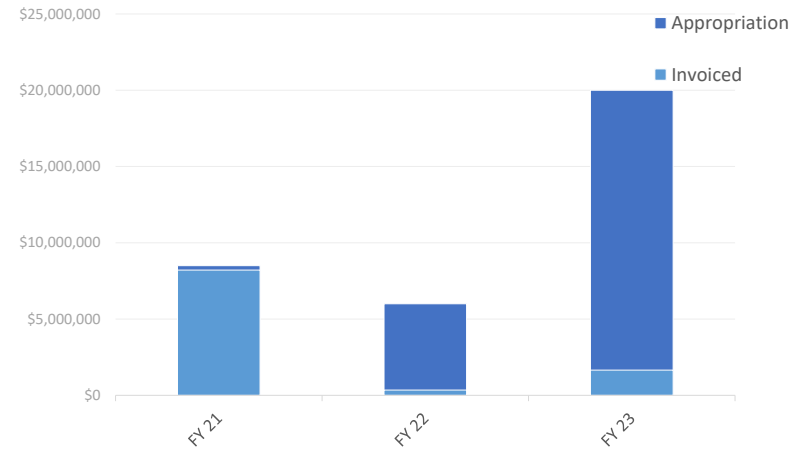


type*	closures	% of total
NRR	110	39%
NAM	50	18%
Active	123	43%

*NRR: No Remedy Required
*NAM: Natural Attenuation Monitoring
*Active: Active Remediation

DSCP Appropriation and Invoice Activity by FY

December 29, 2022



*Prior fiscal years invoiced in full

	FY 21	FY 22	FY 23
Appropriation	\$8,500,000	\$6,000,000	\$20,000,000
Invoiced	\$8,211,297.70	\$349,894.61	\$1,652,558.24
Remaining Balance	\$288,702.30	\$5,650,105.39	\$18,347,441.76

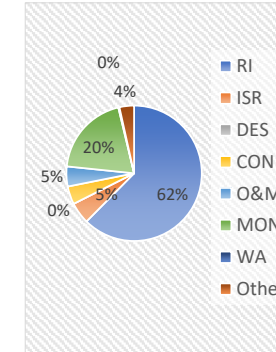
DSCP Available Encumbrance Snapshot

Available for Tasking*	Encumbered in Contracts	Unencumbered
\$18,866,929.27	\$6,613,097.93	\$12,253,831.34

*Includes carry-over from previous fiscal years

DSCP Tasking Activity by Phase (FY23)

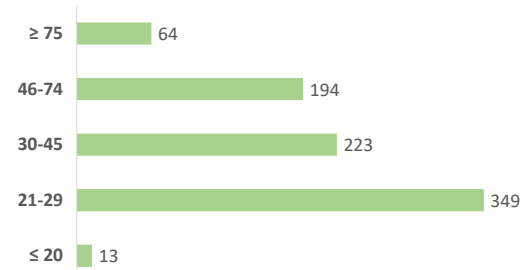
December 29, 2022



Phase	Tasked to Date (FY23)
Assessment (RI)	\$2,797,394.72
Source Removal (ISR)	\$231,153.76
Design (DES)	\$0.00
Construction (CON)	\$192,869.09
O&M	\$213,739.54
Monitoring (MON)	\$879,481.69
Well Abandonment (WA)	\$12,098.35
Other*	\$155,971.02
Total	\$4,482,708.17

*includes property management, DOH well survey, offsite notices, critical response

Current Site Scores Awaiting Cleanup



* The DSCP is currently working on sites scored 83 or higher

DSCP Site Closures by Fiscal Year

December 29, 2022

