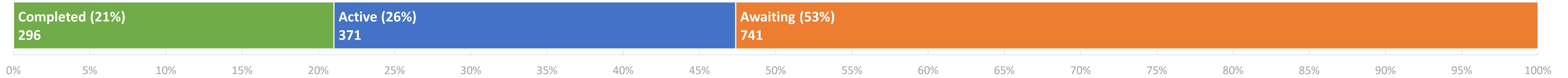


Drycleaning Solvent Cleanup Program (DSCP) Progress and Funding Status

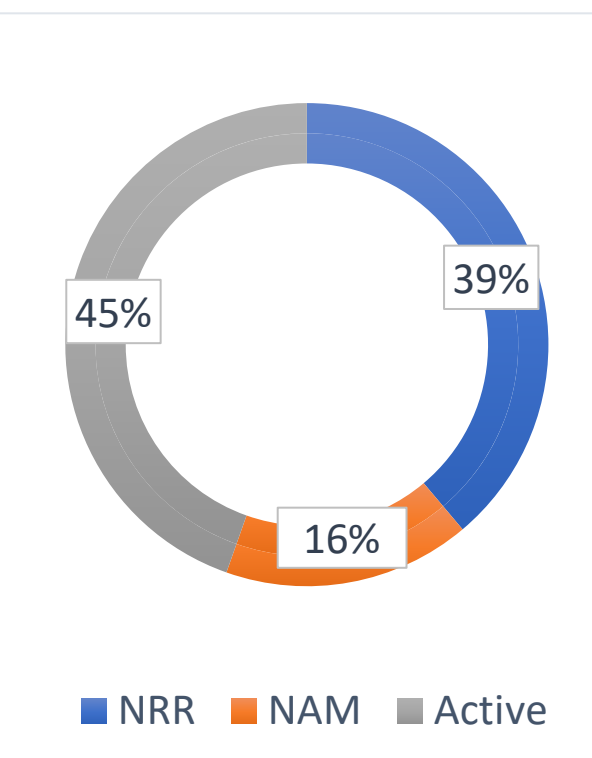
May 31, 2024



DSCP Sites Closed by Remedy

Total Closed to Date: 296

May 31, 2024

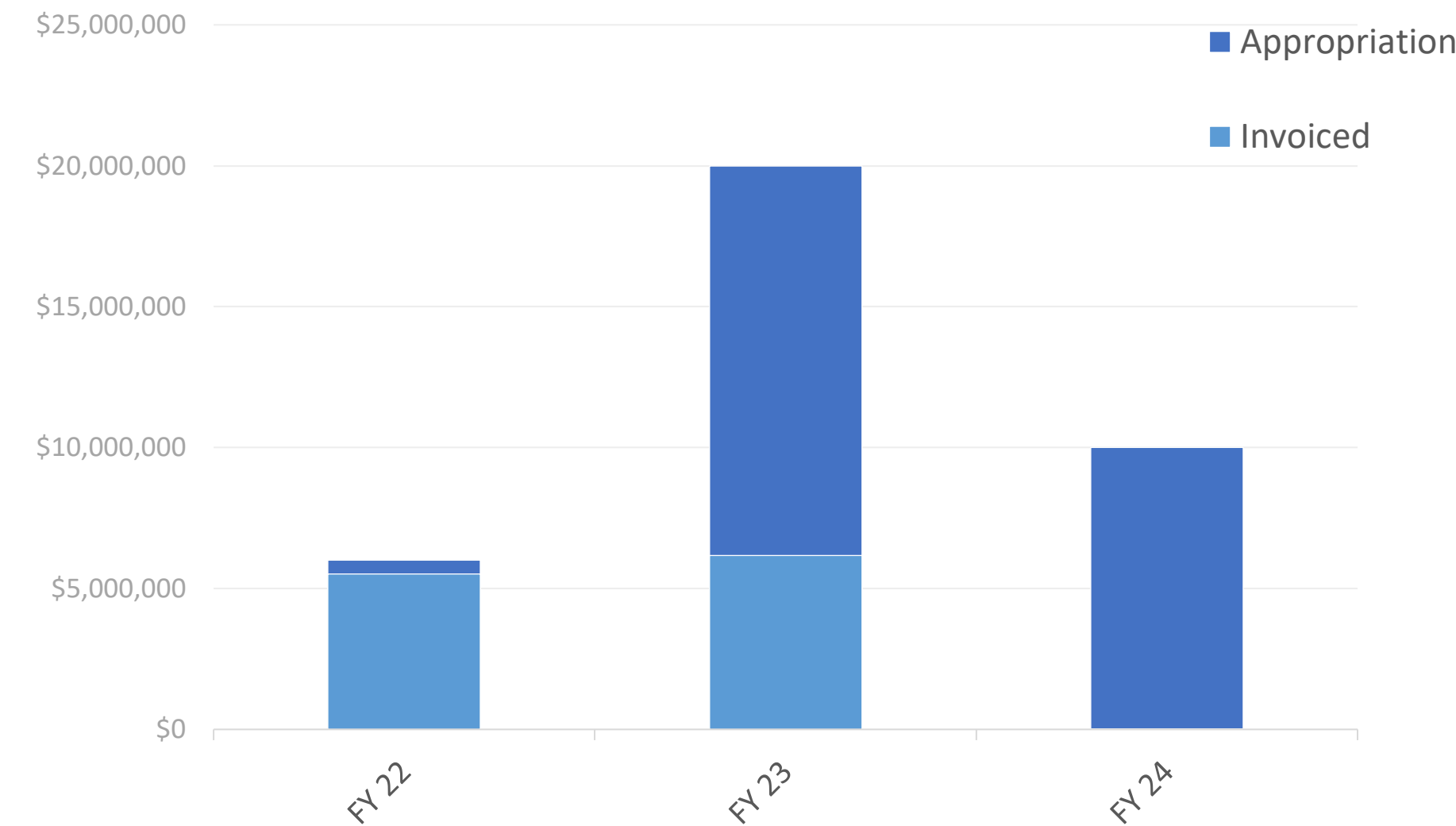


type*	closures	% of total
NRR	115	39%
NAM	49	17%
Active	132	45%

*NRR: No Remedy Required
 *NAM: Natural Attenuation Monitoring
 *Active: Active Remediation

DSCP Appropriation and Invoice Activity by FY

May 31, 2024



*Prior fiscal years invoiced in full

	FY 22	FY 23	FY 24
Appropriation	\$6,000,000	\$20,000,000	\$10,000,000
Invoiced	\$5,518,806.57	\$6,180,937.57	\$156.85
Remaining Balance	\$481,193.43	\$13,819,062.43	\$9,999,843.15

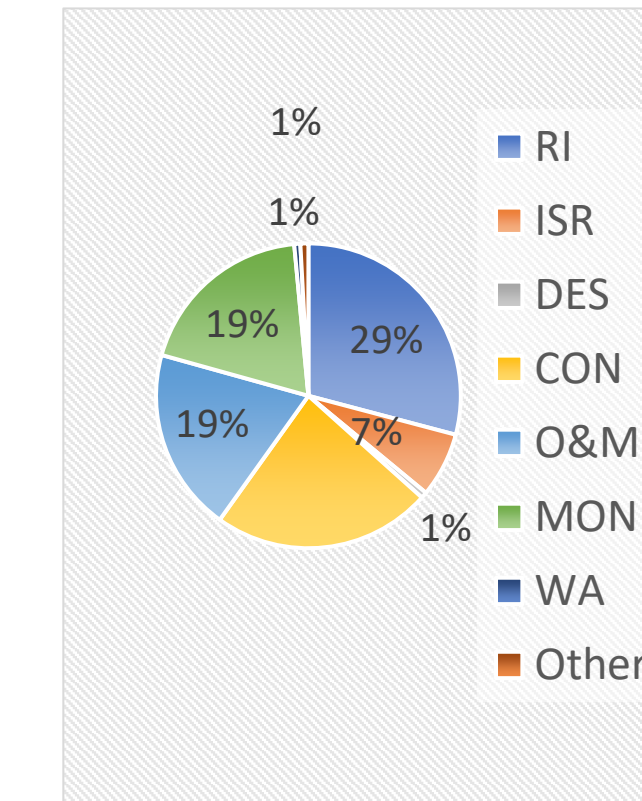
DSCP Available Encumbrance Snapshot

Available for Tasking*	Encumbered in Contracts	Unencumbered
\$11,974,372.56	\$3,051,319.43	\$8,923,053.13

*Includes carry-over from previous fiscal years

DSCP Tasking Activity by Phase (FY24)

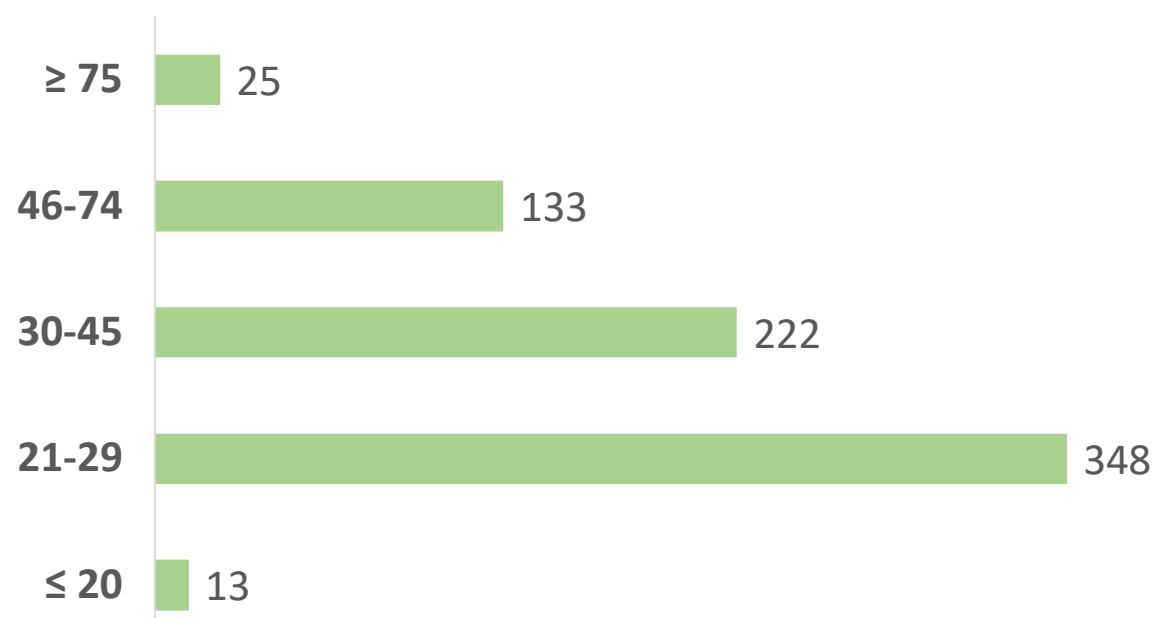
May 31, 2024



Phase	Tasked to Date (FY24)
Assessment (RI)	\$2,322,170.38
Source Removal (ISR)	\$1,451,443.50
Design (DES)	\$25,488.21
Construction (CON)	\$1,067,703.51
O&M	\$961,475.75
Monitoring (MON)	\$1,306,287.09
Well Abandonment (WA)	\$36,647.51
Other*	\$57,093.35
Total	\$7,228,309.30

*includes property management, DOH well survey, offsite notices, critical response

Current Site Scores Awaiting Cleanup



* The DSCP is currently working on sites scored 83 or higher

DSCP Site Closures by Fiscal Year

May 31, 2024

