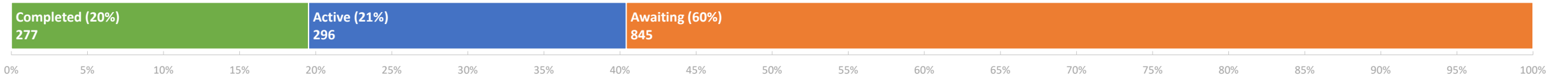


Drycleaning Solvent Cleanup Program (DSCP) Progress and Funding Status

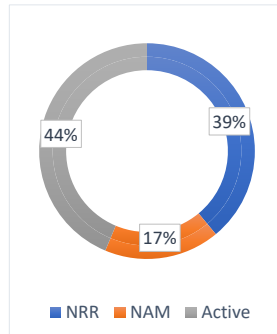
November 30, 2022



DSCP Sites Closed by Remedy

Total Closed to Date: 277

November 30, 2022

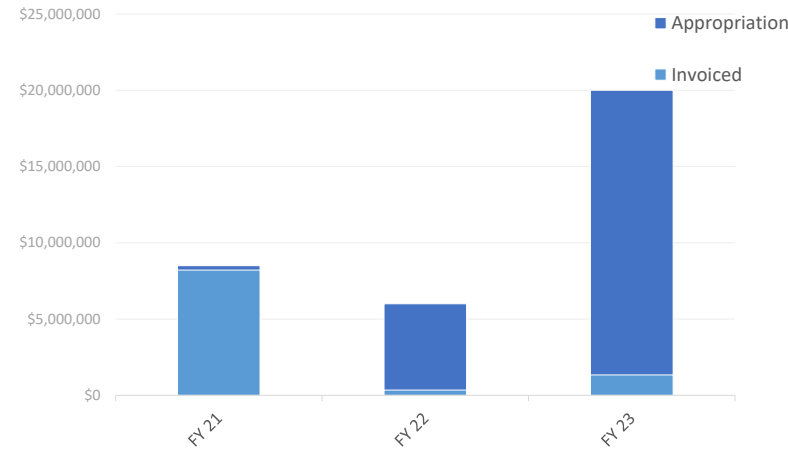


type*	closures	% of total
NRR	108	39%
NAM	48	17%
Active	121	44%

*NRR: No Remedy Required
 *NAM: Natural Attenuation Monitoring
 *Active: Active Remediation

DSCP Appropriation and Invoice Activity by FY

November 30, 2022



*Prior fiscal years invoiced in full

	FY 21	FY 22	FY 23
Appropriation	\$8,500,000	\$6,000,000	\$20,000,000
Invoiced	\$8,211,297.70	\$349,894.61	\$1,333,383.62
Remaining Balance	\$288,702.30	\$5,650,105.39	\$18,666,616.38

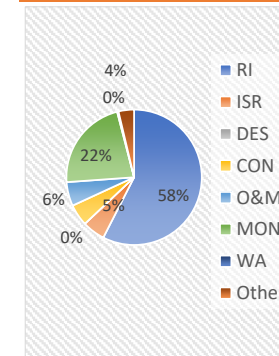
DSCP Available Encumbrance Snapshot

Available for Tasking*	Encumbered in Contracts	Unencumbered
\$19,154,381.75	\$6,979,799.41	\$12,174,582.34

*Includes carry-over from previous fiscal years

DSCP Tasking Activity by Phase (FY23)

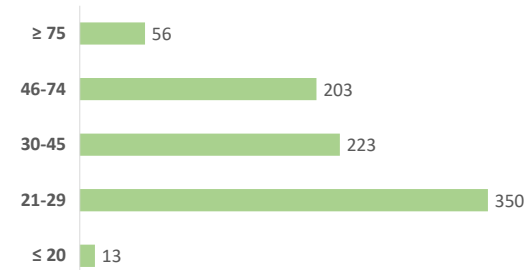
November 30, 2022



Phase	Tasked to Date (FY23)
Assessment (RI)	\$2,144,075.16
Source Removal (ISR)	\$202,859.64
Design (DES)	\$0.00
Construction (CON)	\$192,869.09
O&M	\$213,279.91
Monitoring (MON)	\$823,943.51
Well Abandonment (WA)	\$12,098.35
Other*	\$138,373.86
Total	\$3,727,499.52

*includes property management, DOH well survey, offsite notices, critical response

Current Site Scores Awaiting Cleanup



* The DSCP is currently working on sites scored 83 or higher

DSCP Site Closures by Fiscal Year

November 30, 2022

