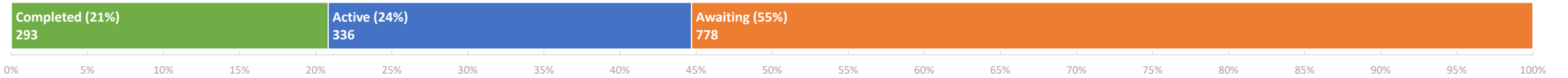


# Drycleaning Solvent Cleanup Program (DSCP) Progress and Funding Status

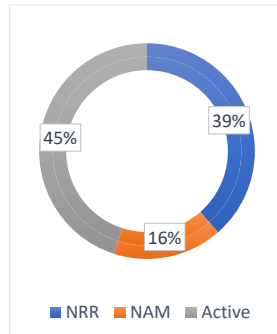
November 30, 2023



## DSCP Sites Closed by Remedy

Total Closed to Date: 293

November 30, 2023

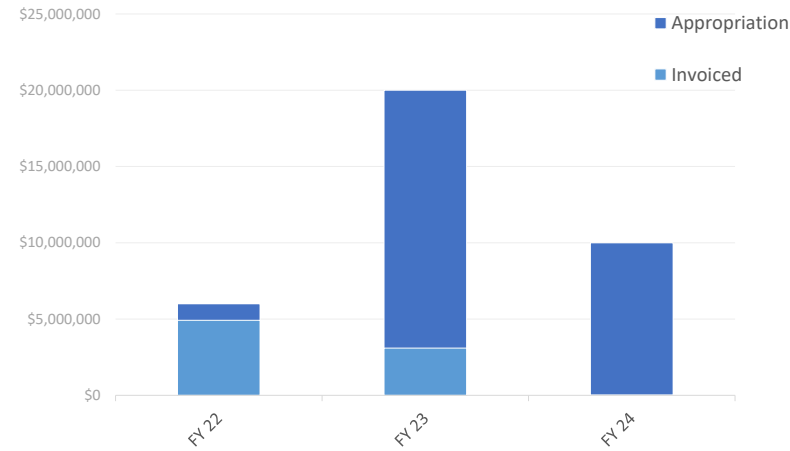


type*	closures	% of total
NRR	113	39%
NAM	48	16%
Active	132	45%

\*NRR: No Remedy Required  
 \*NAM: Natural Attenuation Monitoring  
 \*Active: Active Remediation

## DSCP Appropriation and Invoice Activity by FY

November 30, 2023



\*Prior fiscal years invoiced in full

	FY 22	FY 23	FY 24
Appropriation	\$6,000,000	\$20,000,000	\$10,000,000
Invoiced	\$4,923,212.78	\$3,099,394.22	\$19.47
<b>Remaining Balance</b>	<b>\$1,076,787.22</b>	<b>\$16,900,605.78</b>	<b>\$9,999,980.53</b>

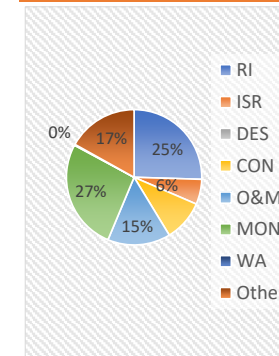
## DSCP Available Encumbrance Snapshot

Available for Tasking*	Encumbered in Contracts	Unencumbered
\$17,973,806.77	\$4,406,835.39	\$13,566,971.38

\*Includes carry-over from previous fiscal years

## DSCP Tasking Activity by Phase (FY24)

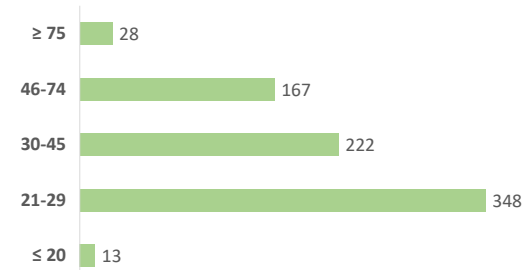
November 30, 2023



Phase	Tasked to Date (FY24)
Assessment (RI)	\$466,842.06
Source Removal (ISR)	\$109,742.38
Design (DES)	\$0.00
Construction (CON)	\$180,064.44
O&M	\$274,947.78
Monitoring (MON)	\$486,196.09
Well Abandonment (WA)	\$4,289.29
Other*	\$309,899.72
<b>Total</b>	<b>\$1,831,981.76</b>

\*includes property management, DOH well survey, offsite notices, critical response

## Current Site Scores Awaiting Cleanup



\* The DSCP is currently working on sites scored 83 or higher

## DSCP Site Closures by Fiscal Year

November 30, 2023

