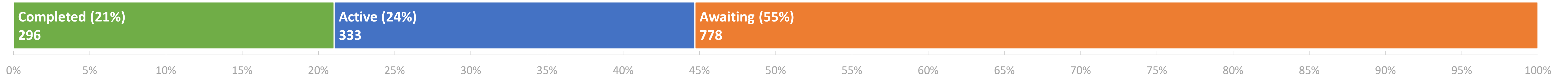


# Drycleaning Solvent Cleanup Program (DSCP) Progress and Funding Status

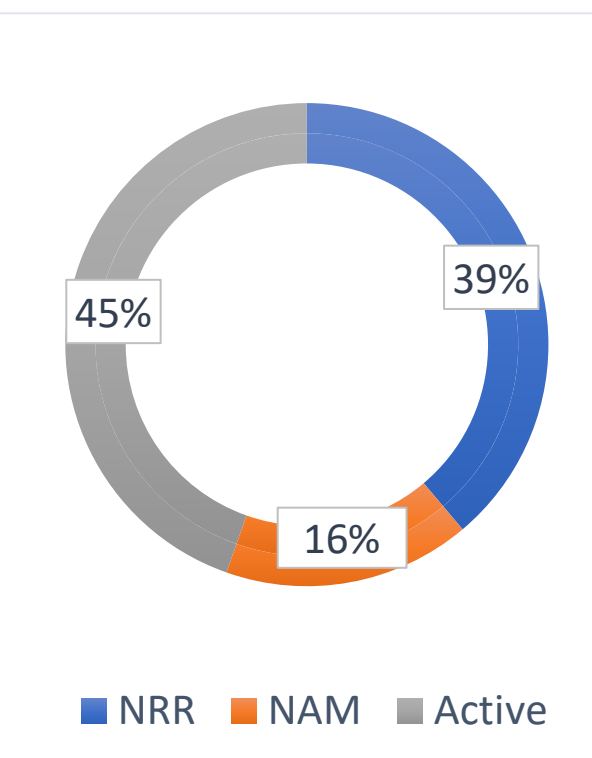
December 28, 2023



## DSCP Sites Closed by Remedy

Total Closed to Date: 296

December 28, 2023

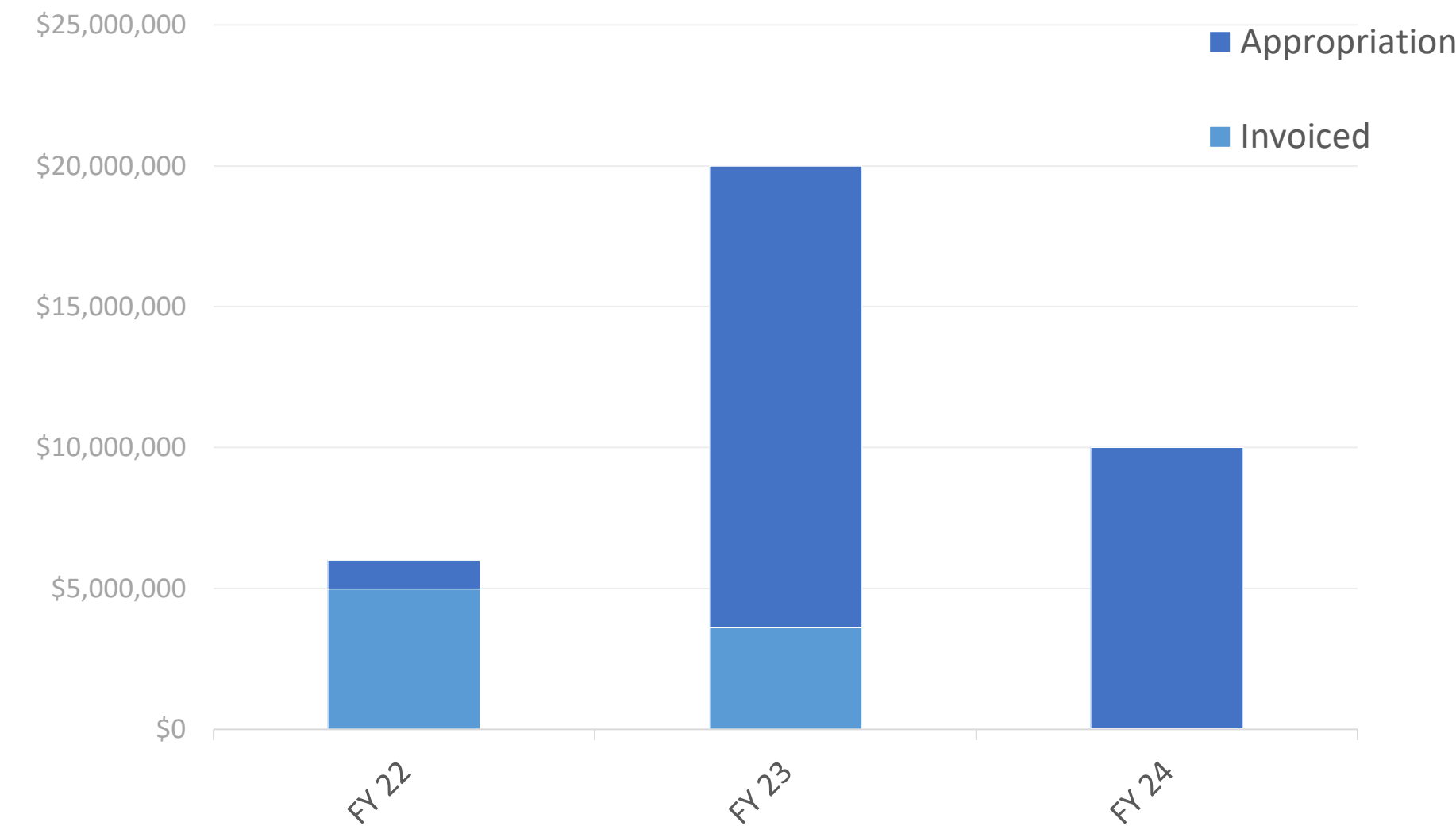


type*	closures	% of total
NRR	115	39%
NAM	49	17%
Active	132	45%

\*NRR: No Remedy Required  
 \*NAM: Natural Attenuation Monitoring  
 \*Active: Active Remediation

## DSCP Appropriation and Invoice Activity by FY

December 28, 2023



\*Prior fiscal years invoiced in full

	FY 22	FY 23	FY 24
Appropriation	\$6,000,000	\$20,000,000	\$10,000,000
Invoiced	\$4,983,208.74	\$3,602,537.39	\$19.47
<b>Remaining Balance</b>	<b>\$1,016,791.26</b>	<b>\$16,397,462.61</b>	<b>\$9,999,980.53</b>

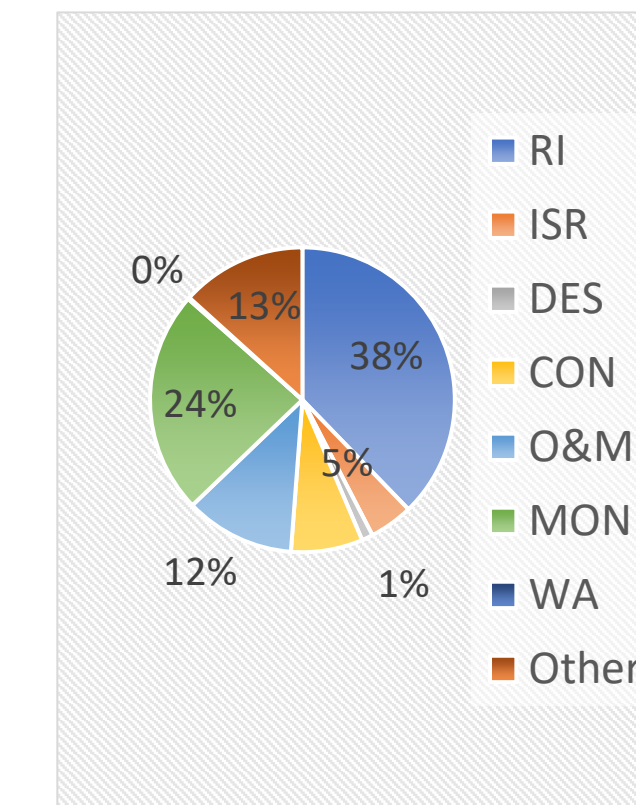
## DSCP Available Encumbrance Snapshot

Available for Tasking*	Encumbered in Contracts	Unencumbered
\$13,889,458.98	\$4,138,953.63	\$9,750,505.35

\*Includes carry-over from previous fiscal years

## DSCP Tasking Activity by Phase (FY24)

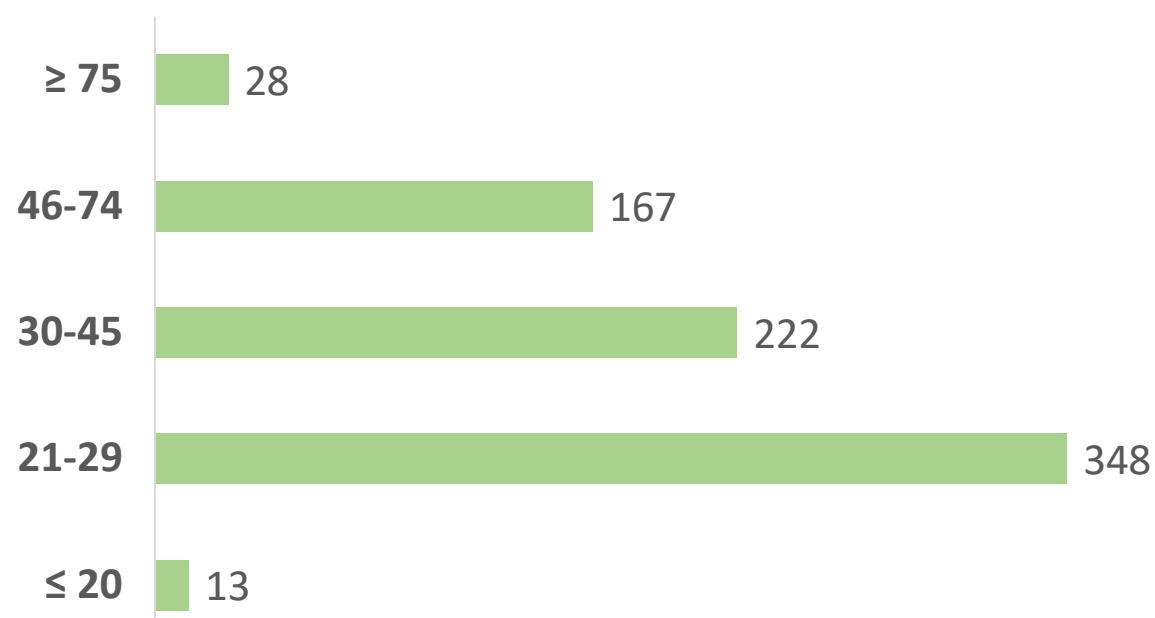
December 28, 2023



Phase	Tasked to Date (FY24)
Assessment (RI)	\$892,519.76
Source Removal (ISR)	\$109,742.38
Design (DES)	\$28,151.76
Construction (CON)	\$180,064.44
O&M	\$274,947.78
Monitoring (MON)	\$559,602.21
Well Abandonment (WA)	\$4,289.29
Other*	\$314,491.66
<b>Total</b>	<b>\$2,363,809.28</b>

\*includes property management, DOH well survey, offsite notices, critical response

## Current Site Scores Awaiting Cleanup



\* The DSCP is currently working on sites scored 83 or higher

## DSCP Site Closures by Fiscal Year

December 28, 2023

