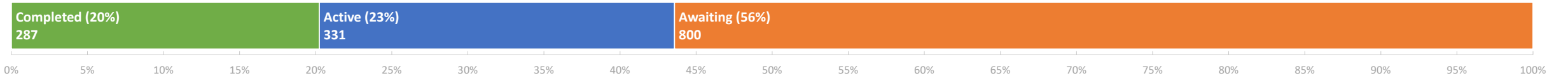


# Drycleaning Solvent Cleanup Program (DSCP) Progress and Funding Status

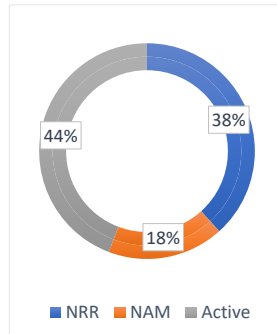
May 31, 2023



## DSCP Sites Closed by Remedy

Total Closed to Date: 286

May 31, 2023

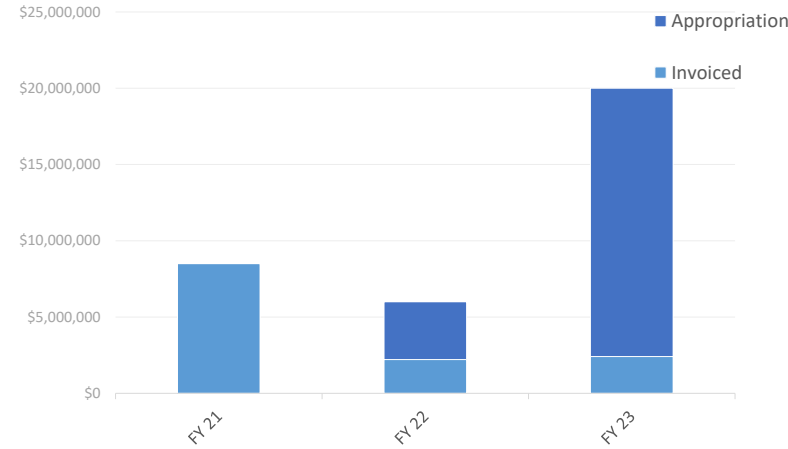


type*	closures	% of total
NRR	110	38%
NAM	50	17%
Active	127	44%

\*NRR: No Remedy Required  
 \*NAM: Natural Attenuation Monitoring  
 \*Active: Active Remediation

## DSCP Appropriation and Invoice Activity by FY

May 31, 2023



\*Prior fiscal years invoiced in full

	FY 21	FY 22	FY 23
Appropriation	\$8,500,000	\$6,000,000	\$20,000,000
Invoiced	\$8,500,000.00	\$2,212,141.23	\$2,410,349.15
<b>Remaining Balance</b>	<b>\$0.00</b>	<b>\$3,787,858.77</b>	<b>\$17,589,650.85</b>

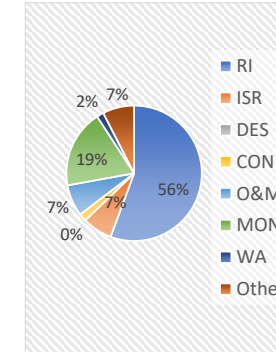
## DSCP Available Encumbrance Snapshot

Available for Tasking*	Encumbered in Contracts	Unencumbered
\$15,173,632.73	\$2,247,636.72	\$12,925,996.01

\*Includes carry-over from previous fiscal years

## DSCP Tasking Activity by Phase (FY23)

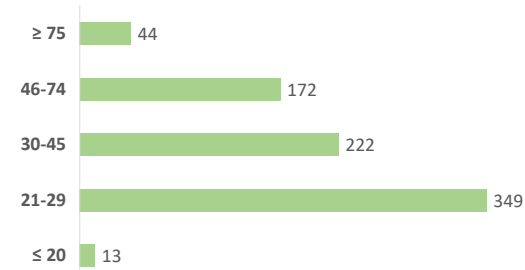
May 31, 2023



Phase	Tasked to Date (FY23)
Assessment (RI)	\$4,446,280.49
Source Removal (ISR)	\$570,555.26
Design (DES)	\$0.00
Construction (CON)	\$147,059.55
O&M	\$600,416.88
Monitoring (MON)	\$1,490,456.72
Well Abandonment (WA)	\$133,751.42
Other*	\$600,416.88
<b>Total</b>	<b>\$7,988,937.20</b>

\*includes property management, DOH well survey, offsite notices, critical response

## Current Site Scores Awaiting Cleanup



\* The DSCP is currently working on sites scored 83 or higher

## DSCP Site Closures by Fiscal Year

May 31, 2023

