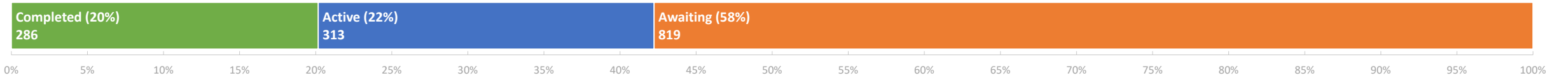


Drycleaning Solvent Cleanup Program (DSCP) Progress and Funding Status

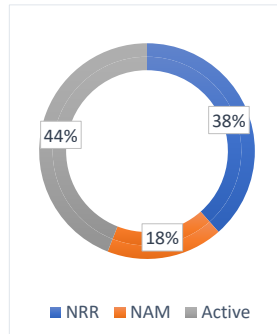
April 28, 2023



DSCP Sites Closed by Remedy

Total Closed to Date: 286

April 28, 2023

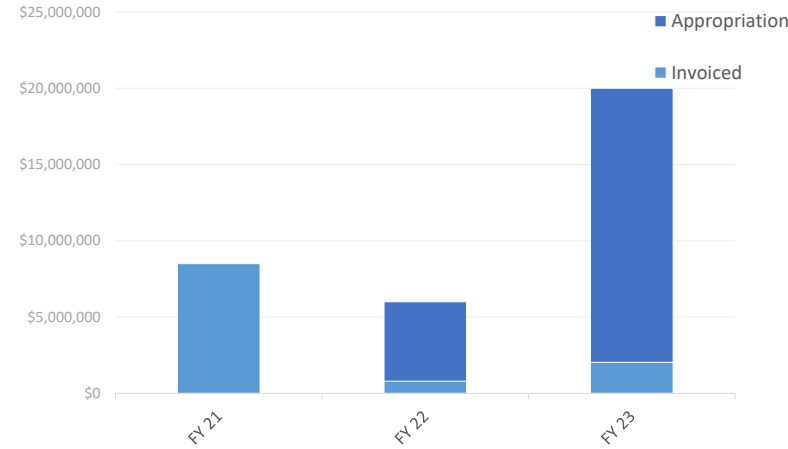


type*	closures	% of total
NRR	110	38%
NAM	50	17%
Active	126	44%

*NRR: No Remedy Required
 *NAM: Natural Attenuation Monitoring
 *Active: Active Remediation

DSCP Appropriation and Invoice Activity by FY

April 28, 2023



*Prior fiscal years invoiced in full

	FY 21	FY 22	FY 23
Appropriation	\$8,500,000	\$6,000,000	\$20,000,000
Invoiced	\$8,500,000.00	\$794,171.42	\$2,031,767.62
Remaining Balance	\$0.00	\$5,205,828.58	\$17,968,232.38

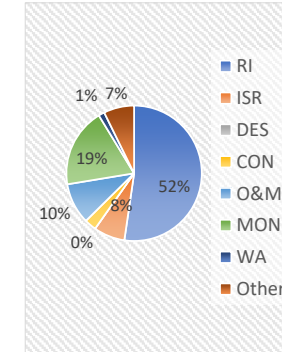
DSCP Available Encumbrance Snapshot

Available for Tasking*	Encumbered in Contracts	Unencumbered
\$16,180,722.19	\$3,217,754.52	\$12,962,967.67

*Includes carry-over from previous fiscal years

DSCP Tasking Activity by Phase (FY23)

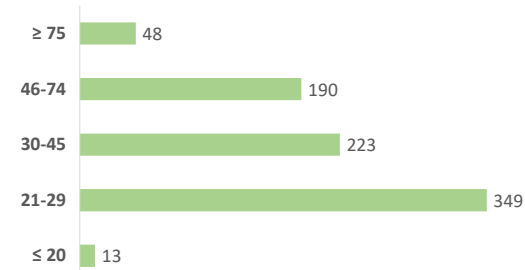
April 28, 2023



Phase	Tasked to Date (FY23)
Assessment (RI)	\$4,026,074.34
Source Removal (ISR)	\$574,268.36
Design (DES)	\$0.00
Construction (CON)	\$218,639.56
O&M	\$753,324.13
Monitoring (MON)	\$1,454,051.97
Well Abandonment (WA)	\$110,314.48
Other*	\$559,961.36
Total	\$7,696,634.20

*includes property management, DOH well survey, offsite notices, critical response

Current Site Scores Awaiting Cleanup



* The DSCP is currently working on sites scored 83 or higher

DSCP Site Closures by Fiscal Year

April 28, 2023

