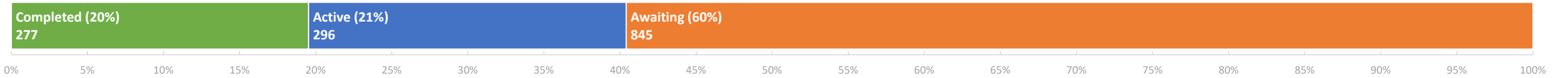


Drycleaning Solvent Cleanup Program (DSCP) Progress and Funding Status

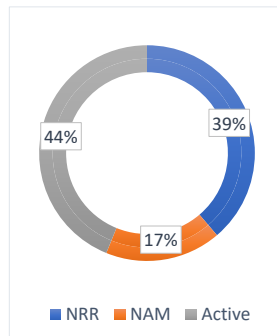
October 31, 2022



DSCP Sites Closed by Remedy

Total Closed to Date: 277

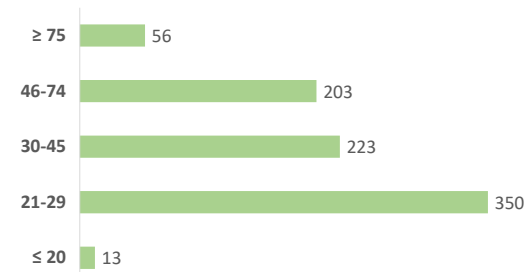
October 31, 2022



| type* | closures | % of total |
|--------|----------|------------|
| NRR | 108 | 39% |
| NAM | 48 | 17% |
| Active | 121 | 44% |

*NRR: No Remedy Required
 *NAM: Natural Attenuation Monitoring
 *Active: Active Remediation

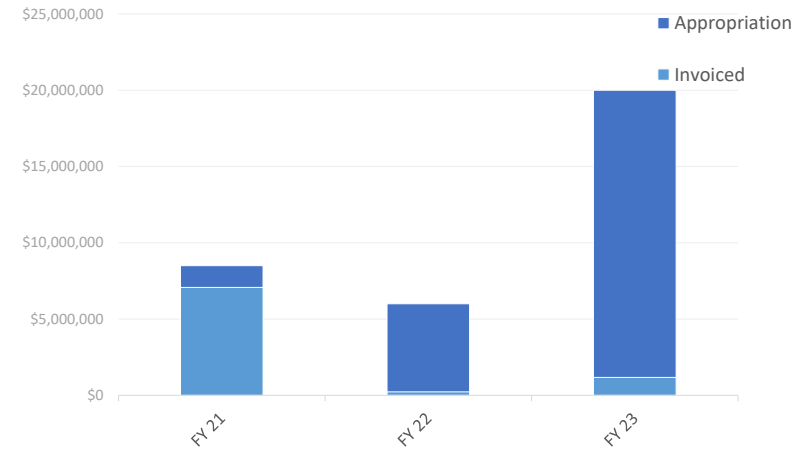
Current Site Scores Awaiting Cleanup



* The DSCP is currently working on sites scored 83 or higher

DSCP Appropriation and Invoice Activity by FY

October 31, 2022



*Prior fiscal years invoiced in full

| | FY 21 | FY 22 | FY 23 |
|--------------------------|---------------------|-----------------------|------------------------|
| Appropriation | \$8,500,000 | \$6,000,000 | \$20,000,000 |
| Invoiced | \$7,841,570.53 | \$271,396.34 | \$1,058,015.41 |
| Remaining Balance | \$658,429.47 | \$5,728,603.66 | \$18,941,984.59 |

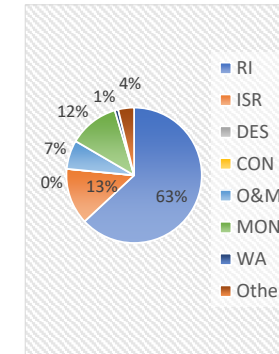
DSCP Available Encumbrance Snapshot

| Available for Tasking* | Encumbered in Contracts | Unencumbered |
|------------------------|-------------------------|-----------------|
| \$21,023,132.41 | \$8,624,706.01 | \$12,398,426.40 |

*Includes carry-over from previous fiscal years

DSCP Tasking Activity by Phase (FY23)

October 31, 2022



| Phase | Tasked to Date (FY23) |
|-----------------------|-----------------------|
| Assessment (RI) | \$1,284,071.93 |
| Source Removal (ISR) | \$195,440.13 |
| Design (DES) | \$0.00 |
| Construction (CON) | \$189,467.59 |
| O&M | \$213,301.22 |
| Monitoring (MON) | \$701,478.67 |
| Well Abandonment (WA) | \$12,098.35 |
| Other* | \$133,008.57 |
| Total | \$2,728,866.46 |

*includes property management, DOH well survey, offsite notices, critical response

DSCP Site Closures by Fiscal Year

October 31, 2022

