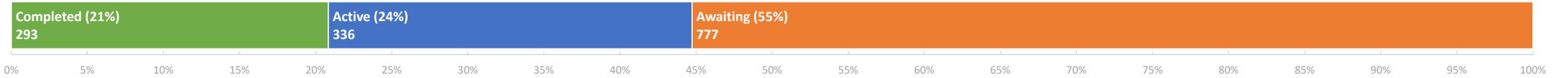


# Drycleaning Solvent Cleanup Program (DSCP) Progress and Funding Status

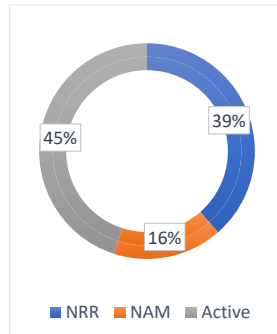
October 31, 2023



## DSCP Sites Closed by Remedy

Total Closed to Date: 293

October 31, 2023

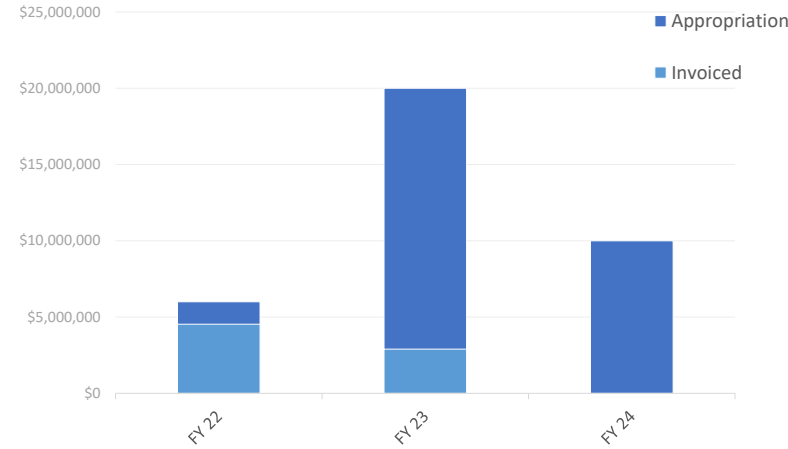


type*	closures	% of total
NRR	113	39%
NAM	48	16%
Active	132	45%

\*NRR: No Remedy Required  
 \*NAM: Natural Attenuation Monitoring  
 \*Active: Active Remediation

## DSCP Appropriation and Invoice Activity by FY

October 31, 2023



\*Prior fiscal years invoiced in full

	FY 22	FY 23	FY 24
Appropriation	\$6,000,000	\$20,000,000	\$10,000,000
Invoiced	\$4,526,825.14	\$2,900,186.14	\$0.00
<b>Remaining Balance</b>	<b>\$1,473,174.86</b>	<b>\$17,099,813.86</b>	<b>\$10,000,000.00</b>

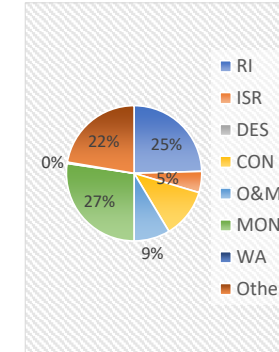
## DSCP Available Encumbrance Snapshot

Available for Tasking*	Encumbered in Contracts	Unencumbered
\$20,179,511.13	\$5,086,529.33	\$15,092,981.80

\*Includes carry-over from previous fiscal years

## DSCP Tasking Activity by Phase (FY24)

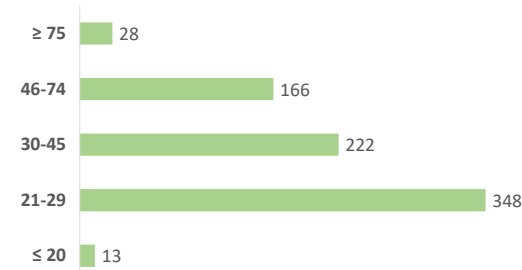
October 31, 2023



Phase	Tasked to Date (FY24)
Assessment (RI)	\$329,502.66
Source Removal (ISR)	\$67,915.74
Design (DES)	\$0.00
Construction (CON)	\$158,374.35
O&M	\$115,587.15
Monitoring (MON)	\$366,654.77
Well Abandonment (WA)	\$4,289.29
Other*	\$300,031.84
<b>Total</b>	<b>\$1,342,355.80</b>

\*includes property management, DOH well survey, offsite notices, critical response

## Current Site Scores Awaiting Cleanup



\* The DSCP is currently working on sites scored 83 or higher

## DSCP Site Closures by Fiscal Year

October 31, 2023

