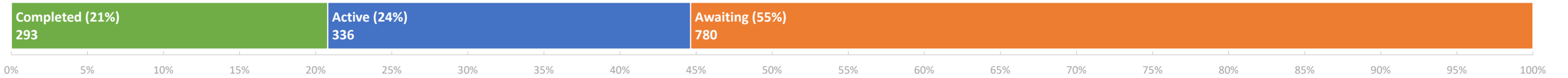


Drycleaning Solvent Cleanup Program (DSCP) Progress and Funding Status

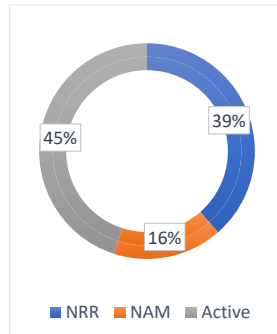
September 29, 2023



DSCP Sites Closed by Remedy

Total Closed to Date: 293

September 29, 2023

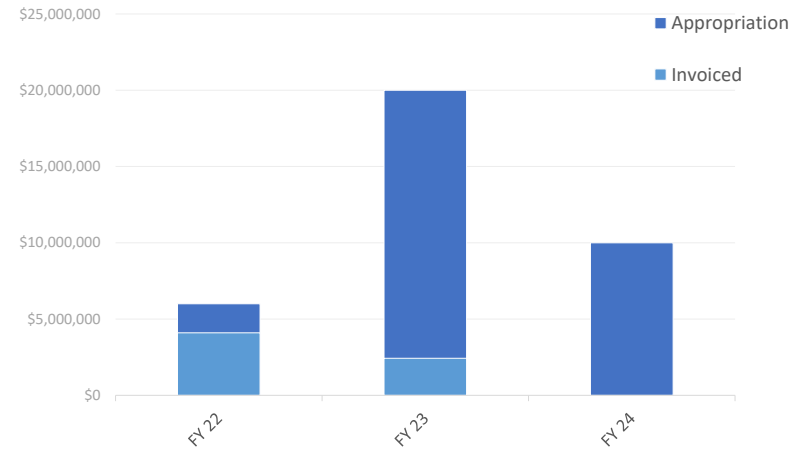


| type* | closures | % of total |
|--------|----------|------------|
| NRR | 113 | 39% |
| NAM | 48 | 16% |
| Active | 132 | 45% |

*NRR: No Remedy Required
 *NAM: Natural Attenuation Monitoring
 *Active: Active Remediation

DSCP Appropriation and Invoice Activity by FY

September 29, 2023



*Prior fiscal years invoiced in full

| | FY 22 | FY 23 | FY 24 |
|--------------------------|-----------------------|------------------------|------------------------|
| Appropriation | \$6,000,000 | \$20,000,000 | \$10,000,000 |
| Invoiced | \$4,097,263.73 | \$2,427,342.49 | \$0.00 |
| Remaining Balance | \$1,902,736.27 | \$17,572,657.51 | \$10,000,000.00 |

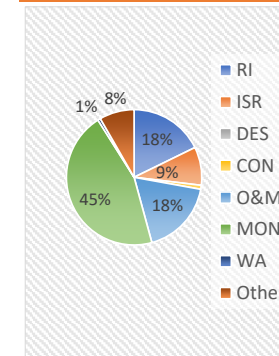
DSCP Available Encumbrance Snapshot

| Available for Tasking* | Encumbered in Contracts | Unencumbered |
|------------------------|-------------------------|-----------------|
| \$20,563,761.51 | \$3,611,067.54 | \$16,952,693.97 |

*Includes carry-over from previous fiscal years

DSCP Tasking Activity by Phase (FY24)

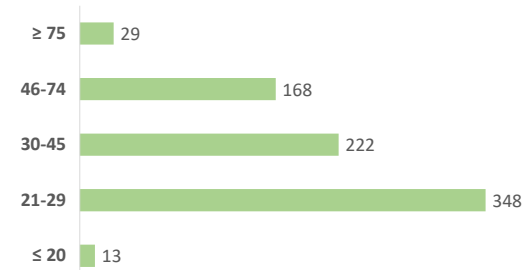
September 29, 2023



| Phase | Tasked to Date (FY24) |
|-----------------------|-----------------------|
| Assessment (RI) | \$112,459.95 |
| Source Removal (ISR) | \$57,893.86 |
| Design (DES) | \$0.00 |
| Construction (CON) | \$6,012.22 |
| O&M | \$113,484.12 |
| Monitoring (MON) | \$286,644.64 |
| Well Abandonment (WA) | \$4,135.29 |
| Other* | \$52,659.06 |
| Total | \$633,289.14 |

*includes property management, DOH well survey, offsite notices, critical response

Current Site Scores Awaiting Cleanup



* The DSCP is currently working on sites scored 83 or higher

DSCP Site Closures by Fiscal Year

September 29, 2023

