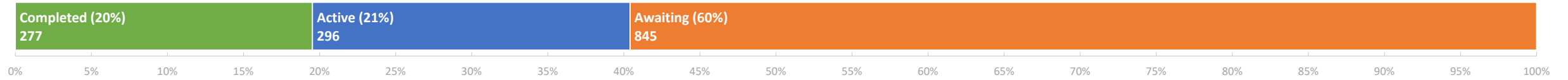


# Drycleaning Solvent Cleanup Program (DSCP) Progress and Funding Status

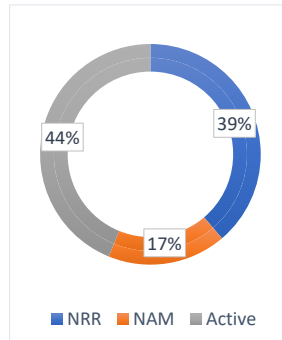
August 31, 2022



## DSCP Sites Closed by Remedy

Total Closed to Date: 277

August 31, 2022

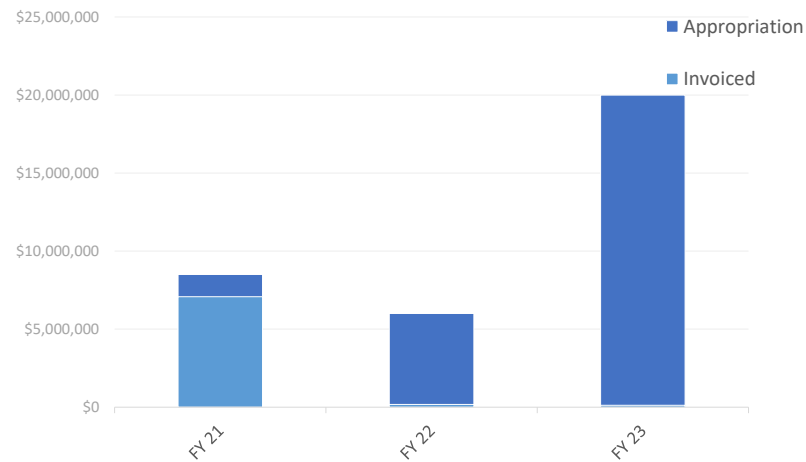


type*	closures	% of total
NRR	108	39%
NAM	48	17%
Active	121	44%

\*NRR: No Remedy Required  
 \*NAM: Natural Attenuation Monitoring  
 \*Active: Active Remediation

## DSCP Appropriation and Invoice Activity by FY

August 31, 2022



\*Prior fiscal years invoiced in full

	FY 21	FY 22	FY 23
Appropriation	\$8,500,000	\$6,000,000	\$20,000,000
Invoiced	\$7,482,890.66	\$192,400.38	\$334,554.70
<b>Remaining Balance</b>	<b>\$1,017,109.34</b>	<b>\$5,807,599.62</b>	<b>\$19,665,445.30</b>

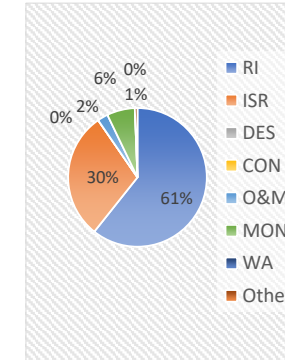
## DSCP Available Encumbrance Snapshot

Available for Tasking*	Encumbered in Contracts	Unencumbered
\$10,209,554.86	\$9,879,351.91	\$330,202.95

\*Includes carry-over from previous fiscal years

## DSCP Tasking Activity by Phase (FY23)

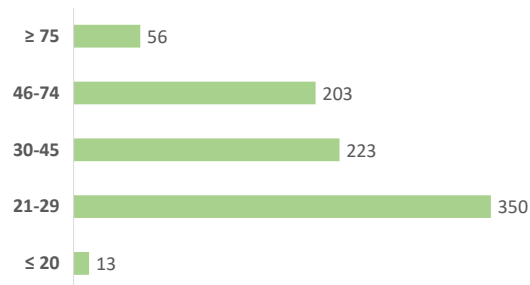
August 31, 2022



Phase	Tasked to Date (FY23)
Assessment (RI)	\$744,610.94
Source Removal (ISR)	\$345,960.48
Design (DES)	\$0.00
Construction (CON)	\$0.00
O&M	\$56,315.19
Monitoring (MON)	\$131,837.59
Well Abandonment (WA)	\$5,464.26
Other*	\$20,021.68
<b>Total</b>	<b>\$1,304,210.14</b>

\*includes property management, DOH well survey, offsite notices, critical response

## Current Site Scores Awaiting Cleanup



\* The DSCP is currently working on sites scored 83 or higher

## DSCP Site Closures by Fiscal Year

August 31, 2022

