

Public Sector Recycling Report



Florida Department of Environmental Protection
Division of Waste Management

Section 403.7032(3), Florida Statutes: *"Each state agency, public institution of higher learning, community college, and state university, including all buildings that are occupied by municipal, county, or state employees and entities occupying buildings managed by the Department of Management Services, must at a minimum, annually report all recycled materials to the county using the department's [DEP's] designated reporting format."*

The following information contained in this report is based on Public Sector reporting through the state system known as ReTrac. The totals provided are based on both known municipal solid waste generated and recycled or projected totals based upon size of municipal solid waste and recycling containers located on site, percentage of fullness, and frequency the container is emptied.

Table of Contents:

Summary of Reports Entered.....4

Recycling Rates of State Agency Facilities in Leon County.....7

Detail of State Agency Facilities in Leon County.....8

Cummulative Total and Overall Recycling Rate of State Agency Facilities in Leon County.....17

Correctional Facilities Report by Region and Overall Recycling Rate.....18

Florida State Parks Report by Facility.....19

Reporting Member	Total MSW recycled (tons/year):	Total MSW disposed (tons/year):	Recycling Rate %:
1st District Court of Appeals Recycling Coordinator	19.89	44.46	30.91
amelia island state park	0	0	0.00
Big Shoals State Park	0	0	0.00
Blackwater River State Park	3.22	104	3.00
BMC-Recycling Coordinator	176.4	252.72	41.11
Bridgette Ash	167	468	26.30
CCOC - 4025 Esplanade Way	230.76	252.72	47.73
CCOC 2585 Recycling Coordinator	37.44	46.8	44.44
CCOC_DMS_Recycling Coordinator	83.03	100.04	45.35
City of Edgewater	222.21	10130.74	2.15
City of Jacksonville - Solid Waste Division	0	40.72	0.00
City of Venice	84	446	15.85
Collins Recycling Coordinator	168.48	421.2	28.57
Conner Complex-Recycling Coordinator	152.1	287.82	34.57
Crystal River State Parks	0.61	33.35	1.81
DCA Recycling Coordinator	44.46	84.24	34.55
DCF- HQ & LEON COUNTY	232	468	38.93
DCF-ALACHUA COUNTY	53	257.4	17.07
DCF-BAKER COUNTY	0	146.3	0.00
DCF-BAY COUNTY	23	81.9	21.93
DCF-BRADFORD COUNTY	0	23.4	0.00
DCF-BREVARD COUNTY	210	678.6	23.63
DCF-CITRUS COUNTY	105	175.5	37.43
DCF-CLAY COUNTY	23	93.6	19.73
DCF-COLLIER COUNTY	47	280.8	14.34
DCF-COLUMBIA COUNTY	0	187.2	0.00
DCF-DADE COUNTY	17	105.8	13.84
DCF-DESOTO COUNTY	0	70.2	0.00
DCF-DUVAL COUNTY	422	374.4	52.99
DCF-ESCAMBIA COUNTY	5581	8073	40.87
DCF-ESCAMBIA COUNTY	23	163.8	12.31
DCF-FLAGLER COUNTY	0	46.8	0.00
DCF-HARDEE COUNTY	281	374.4	42.87
DCF-HENDRY COUNTY	0	11.7	0.00
DCF-HERNANDO COUNTY	187	187.2	49.97
DCF-HIGHLANDS COUNTY	70	105.3	39.93
DCF-HILLSBOROUGH COUNTY	47	468	9.13
DCF-HOLMES COUNTY	0	23.4	0.00
DCF-INDIAN RIVER COUNTY	0	23.4	0.00
DCF-JACKSON COUNTY	2	46.8	4.10
DCF-LAKE COUNTY	35	35.1	49.93
DCF-LEVY COUNTY	0	23.4	0.00
DCF-MADISON COUNTY	0	70.2	0.00
DCF-MANATEE COUNTY	0	93.6	0.00
DCF-MARION COUNTY	35	93.6	27.22
DCF-MARTIN COUNTY	6	280.8	2.09
DCF-MONROE COUNTY	0	114.1	0.00
DCF-NASSAU COUNTY	0	93.6	0.00
DCF-OKEECHOBEE COUNTY	12	46.8	20.41
DCF-ORANGE COUNTY	257	304.2	45.79
DCF-OSCEOLA COUNTY	188	187.2	50.11
DCF-PALM BEACH COUNTY	4	163.8	2.38
DCF-PALM BEACH COUNTY	199	257.4	43.60
DCF-PASCO COUNTY	0	46.8	0.00
DCF-POLK COUNTY	234	234	50.00
DCF-PUTNAM COUNTY	0	351	0.00
DCF-SANTA ROSA COUNTY	1	514.8	0.19
DCF-SARASOTA COUNTY	164	187.2	46.70
DCF-SEMINOLE COUNTY	188	187.2	50.11
DCF-ST JOHNS COUNTY	140	140.4	49.93
DCF-SUMTER COUNTY	94	93.6	50.11
DCF-SUWANNEE COUNTY	0	23.4	0.00
DCF-VOLUSIA COUNTY	0	46.8	0.00
DCF-WALTON COUNTY	0	35.1	0.00
DCF-WASHINGTON COUNTY	0	11.7	0.00
DeLaina L. Bruce	0	11.7	0.00
Delnor-Wiggins Pass State Park	17.39	49.97	25.82
DEP - CEDAR KEY MUSEUM STATE PARK	138.72	138.72	50.00
DEP - Lake Manatee State Park	8.5	54.5	13.49
DEP - Waccasassa Bay Preserve State Park	364.58	364.58	50.00
DEP/Rec & Parks/D1/John Gorrie Museum State Park	0.44	0.59	42.86
DEP/Rec & Parks/D1/Orman House Historic State Park	1.46	1.76	45.45
DEP/Rec & Parks/D1/St. George Island State Park	166.73	170.24	49.48
Department of Environmental Protection	46.8	315.9	12.90
Department of Highway Safety & Motor Vehicle (Lantana BAR)	0	23.4	0.00
Department of Highway Safety & Motor Vehicles	0	23.4	0.00
Department of Highway Safety & Motor Vehicles	0	23.4	0.00
Department of Highway Safety & Motor Vehicles	0	0	2.04
Department of Highway Safety & Motor Vehicles	0.73	35.1	0.00
Department of Highway Safety & Motor Vehicles (BAR)	0	0	0.00
Department of Highway Safety & Motor Vehicles (BAR/DMV/FHP (THI only)	0	23.4	0.00
Department of Highway Safety & Motor Vehicles (FHP Miami)	0	46.8	2.04
Department of Highway Safety & Motor Vehicles (FHP Troop B)Gaines.	0.73	35.1	100.00
Department of Highway Safety & Motor Vehicles (FHP Troop C Pinellas Park)	35.1	0	0.00
Department of Highway Safety & Motor Vehicles (FHP Troop C Tampa)	0	70.2	0.00
Department of Highway Safety & Motor Vehicles (FHP)	0	23.4	100.00
Department of Highway Safety & Motor Vehicles (FHP)	23.4	0	33.33
Department of Highway Safety & Motor Vehicles (FHP)	11.7	23.4	0.00
Department of Highway Safety & Motor Vehicles (FHP)	0	35.1	0.00
Department of Highway Safety & Motor Vehicles (FHP)	0	11.7	0.00
Department of Highway Safety & Motor Vehicles (MS Coral Reef)	0	23.4	0.00
Department of Highway Safety & Motor Vehicles (MS)	0	23.4	0.00
Department of Highway Safety & Motor Vehicles (MS)	0	23.4	0.00
Department of Highway Safety & Motor Vehicles (MS/DMV/Tax)	0	93.6	17.53
Department of Highway Safety & Motor Vehicles (Tallahassee NKB)	42.5	200	50.00

Reporting Member	Total MSW recycled (tons/year):	Total MSW disposed (tons/year):	Recycling Rate %:
Department of Highway Safety & Motor Vehicles (Troop A Pensacola FHP)	23.4	23.4	5.87
Department of Highway Safety & Motor Vehicles (Troop B Cross City)	0.73	11.7	3.99
Department of Highway Safety & Motor Vehicles (Troop B Lake City)	1.46	35.1	0.00
Department of Highway Safety & Motor Vehicles (Troop C Lakeland)	0	23.4	18.01
Department of Highway Safety & Motor Vehicles (Troop F Venice)	2.57	11.7	0.00
Department of Highway Safety and Motor Vehicles	0	23.4	0.00
Department of Juvenile Justice	0.68	0.68	59.43
Department of Military Affairs - Florinda Army National Guard	2504	1709.12	55.49
Department of Revenue - Recycling Coordinator	409.5	328.5	7.14
Dept Environmental Protection NWD Panama City Branch Office	2.7	35.1	7.14
Division of Administrative Hearings	28.08	24.57	53.33
Division of Administrative Hearings - Office of Judges Compensation Claims (PORT ST. LUCIE OFFICE)	0	210.6	0.00
Division of Administrative Hearings - Office of Judges Compensation Claims (DAYTONA OFFICE)	0	0	0.00
Division of Administrative Hearings - Office of Judges Compensation Claims (FT. MYERS OFFICE)	0	0	0.00
Division of Administrative Hearings - Office of Judges Compensation Claims (GAINESVILLE OFFICE)	0	21.06	0.00
Division of Administrative Hearings - Office of Judges Compensation Claims (JACKSONVILLE OFFICE)	9.36	14.04	40.00
Division of Administrative Hearings - Office of Judges Compensation Claims (LAKELAND OFFICE)	52.65	0	100.00
Division of Administrative Hearings - Office of Judges Compensation Claims (LAUDERDALE LAKES OFFICE)	0	15.59	0.00
Division of Administrative Hearings - Office of Judges Compensation Claims (MIAMI OFFICE)	0	0	0.00
Division of Administrative Hearings - Office of Judges Compensation Claims (ORLANDO OFFICE)	0	0	0.00
Division of Administrative Hearings - Office of Judges Compensation Claims (PANAMA CITY OFFICE)	0	2.34	33.33
Division of Administrative Hearings - Office of Judges Compensation Claims (PENSACOLA OFFICE)	0	0	7.25
Division of Administrative Hearings - Office of Judges Compensation Claims (SARASOTA OFFICE)	10.53	21.06	0.00
Division of Administrative Hearings - Office of Judges Compensation Claims (SEBASTIAN OFFICE)	2.93	37.44	0.00
Division of Administrative Hearings - Office of Judges Compensation Claims (ST. PETE OFFICE)	0	0	0.00
Division of Administrative Hearings - Office of Judges Compensation Claims (TAMPA OFFICE)	33.67	190.8	33.33
Division of Administrative Hearings - Office of Judges Compensation Claims (WEST PALM BEACH OFFICE)	0	0	18.39
DMS - Gore Building	63.18	126.36	55.49
DMS - Hargrett Bldg (also Trammell Bldg)	64.35	285.48	80.00
DMS - Jacksonville FDLE Complex	336.96	270.27	32.14
DMS - James Building	133.38	33.35	40.00
DMS - Leon County Facilities (29 total)	895.41	1634.49	2.04
DMS - Monroe RSC	13.16	27.79	33.57
DMS - North Broward RSC	88.92	133.38	22.12
DMS - Peterson Building	2.78	133.38	32.14
DMS - Rhode	84.24	166.73	28.57
DMS Grizzle Bldg (also Sebring Bldg)	61.13	215.28	51.35
DMS- Benton Building - Ft. Pierce - 337 N 4th Street	42.12	88.92	48.65
DMS- Leon County Facilities - Group 2 (29 total)	648.14	1753.83	36.29
DMS-Daytona RSC	44.46	111.15	15.18
DMS-Dimick Building	44.46	42.12	32.76
DMS-FDLE Miami	42.12	44.46	40.00
DMS-FDLE Orlando (also including Orange County DMS Hurston Bldg)	263.25	462.15	31.58
DMS-Joseph D'Alessandro Building - Ft. Myers	39.78	222.3	0.00
DOC Recycling Coordinator	41.04	84.24	48.24
Douglas Recycling Coordinator	44.46	66.69	40.00
Elliot Recycling Coordinator	10.26	22.23	23.45
Fanning Springs State Park	104	208000	20.53
FDLE - Pensacola Regional Operations Center	0	46.8	0.00
FDLE_Tallahassee Recycling Coordinator	44.46	262.8	42.92
Fletcher Building-Recycling Coordinator	183.06	140.4	56.59
Florida Agency for Health Care Administration	57.3	187	23.45
Florida Caverns State Park	62	240	36.98
Florida Commission on Offender Review	13.89	7.2	71.62
Florida Department of Corrections	2276.67	3027.93	42.92
Florida Department of Education	57.78	108	34.85
Florida Department of Environmental Protection	2433.6	2433.6	52.78
Florida Department of Environmental Protection - Central District	25.58	43.6	36.98
Florida Department of Environmental Protection - Southwest District Office	9.84	3.9	71.62
Florida Department of Environmental Protection, Recreation and Parks/Camp Helen State Park	0	26.33	0.00
Florida Department of Environmental Protection, Recreation and Parks/Eden Gardens State Park	0	35.1	39.61
Florida Department of Law Enforcement	34.52	30.88	61.90
Florida Department of Law Enforcement	23.4	46.8	25.00
Florida Department of Management Services	28.08	59.67	51.85
Florida Department of Management Services - Division of Real Estate Development and Management	28.08	28.08	50.00
Florida Department of State	143	218	33.33
Florida Department of Transportation	157.95	97.2	0.00
Florida Fish and Wildlife Conservation Commission	131.04	121.68	0.00
Florida Fish and Wildlife Conservation Commission	0	93.6	0.00
Florida Fish and Wildlife Conservation Commission	0	59.67	0.00
Florida Fish and Wildlife Conservation Commission	0	70.2	0.00
Florida Fish and Wildlife Conservation Commission	0	39.78	0.00
Florida Fish and Wildlife Conservation Commission	0	70.2	0.00
Florida Fish and Wildlife Conservation Commission	0	11.7	0.00
Florida Fish and Wildlife Conservation Commission	0	0	0.00
Florida Fish and Wildlife Conservation Commission	0	0	0.00
Florida Fish and Wildlife Conservation Commission	0	0	0.00
Florida Fish and Wildlife Conservation Commission	0	11.7	0.00
Florida Fish and Wildlife Conservation Commission	0	46.8	0.00
Florida Fish and Wildlife Conservation Commission	0	46.8	0.00
Florida Fish and Wildlife Conservation Commission	0	0	0.00
Florida Fish and Wildlife Conservation Commission	0	0	0.00
Florida Fish and Wildlife Conservation Commission	0	11.7	0.00
Florida Fish and Wildlife Conservation Commission	0	46.8	0.00
Florida Fish and Wildlife Conservation Commission	0	46.8	0.00
Florida Fish and Wildlife Conservation Commission	0	0	0.00
Florida Fish and Wildlife Conservation Commission	0	0	0.00
Florida Fish and Wildlife Conservation Commission	0	0	0.00
Florida Fish and Wildlife Conservation Commission	0	23.4	0.00
Florida Fish and Wildlife Conservation Commission	0	46.8	0.00
Florida Fish and Wildlife Conservation Commission	0	0	0.00
Florida Fish and Wildlife Conservation Commission	0	46.8	0.00
Florida Fish and Wildlife Conservation Commission	0	35.1	0.00
Florida Fish and Wildlife Conservation Commission	0	90.09	0.00
Florida Fish and Wildlife Conservation Commission	0	0	0.00
Florida Fish and Wildlife Conservation Commission	0	0	0.00
Florida Fish and Wildlife Conservation Commission	5.85	46.8	0.00
Florida Fish and Wildlife Conservation Commission	0	23.4	66.85
Florida Fish and Wildlife Conservation Commission	0	0	0.00
Florida Highway Patrol	0	11.7	0.00

Reporting Member	Total MSW recycled (tons/year):	Total MSW disposed (tons/year):	Recycling Rate %:
Florida Highway Patrol	0	23.4	0.00
Florida Highway Patrol - Troop E Miami	0	46.8	33.33
Florida Highway Patrol Central Installation Facility	70.77	35.1	33.00
Florida Highway Patrol Troop G	0	35.1	0.00
Florida Highway Patrol Troop G-St. Augustine District Office	0	23.4	0.00
Florida Records Center Recycling Coordinator	22.23	42.12	50.00
Fort Clinch State Park	6	12	25.00
Fort Cooper State Park	6.16	516.92	2.00
Fort George Island State Park	0	0	0.00
Fort Pierce Inlet State park	22.23	154.44	7.00
George Crady Bridge Fishing Pier State Park	0	0	0.00
Grayton Beach State Park	0.68	294.84	0.00
Gunter Recycling Coordinator	21.06	229.95	3.28
Henderson Beach State Park	0	432	0.00
Hendry County Sheriff's Office	8.78	14.92	17.00
Highway Safety and Motor Vehicles-Florida Highway Patrol-Troop L-Fort Pierce	11.7	11.7	50.00
Highway Safety and Motor Vehicles-Florida Highway Patrol-Troop L	23.4	23.4	50.00
Hillsborough County- Public Works Department- Solid Waste Division	19799.64	582993.46	3.28
Holland Recycling Coordinator	44.46	224.64	16.52
Homosassa Springs Wildlife State Park	66.69	23.4	74.03
House of Representatives(Capitol 1 of 3) Recycling Coordinator	168.48	79.56	67.92
John Pennekamp Coral Reef State Park	99	500.4	16.52
Kirkman Bldg-Recycling Coordinator	232.83	334.8	41.02
Knott House Recycling Coordinator	35.1	126.36	21.74
Koger Ctr DOE	32.76	74.88	30.43
Koger Ctr Fish & Wildlife CC	72.54	88.92	44.93
Koger Ctr-VisitFlorida	20.52	46.8	30.48
Krystal Albury	23.4	23.4	33.33
Lake Griffin State Park	0	561.6	0.00
Larson Recycling Coordinator	42.12	175.5	19.35
Little Manatee River State Park	0.56	43.88	36.15
Little Talbot Island State Park	0	0	0.00
Manatee Springs State Park	135840	271680	33.33
Marjorie Harris Carr Cross Florida Greenway	0.34	184.28	98.35
Mike Roess Gold Head Branch State Park	0	128.34	0.00
Nature Coast State Trail	59920	105840	36.15
Oleta River State Park	547.56	11388.6	4.59
Olustee Battlefield State Park	0	0	0.00
Oscar Scherer State Park	40.95	145.08	22.01
Pepper Recycling Coordinator	74.88	262.8	22.17
Pinellas Solid Waste	0	0	0.00
Pumpkin Hill Creek Preserve State Park	0	0	20.13
R.A. Gray Recycling Coordinator	88.92	126.36	41.30
Rainbow Springs State Park	730.08	0	100.00
Ravine Gardens/Dunns Creek State Park	51.48	104.63	32.98
Recreation and Parks	16.5	21.06	43.93
Robert H. Jenkins Jr. State Veterans Domiciliary Home	121.68	252.72	32.50
Rocky Bayou State Park	7.26	28.8	0.19
Savannas Preserve State Park	3.6	3.6	50.00
Shared Resource Center Recycling Coordinator	44.46	44.46	50.00
Solid Waste Division	2506.14	11784.24	17.54
St. Joseph Peninsula State Park	86.94	164.52	34.57
State Agency Recycling Coordinator	42.12	84.24	33.33
Stephen Foster Folk Culture Center State Park	0.25	131.04	19.34
Talbot Island State Parks	0	0	0.00
Tomoka State Park	280.8	280.8	50.00
Twin Towers Recycling Coordinator	178.2	252.72	41.11
University of North Florida	564574	2116920	21.05
Wakulla Springs State Park	5.18	21.6	19.34
Withlacoochee State Trail	0	0	0.00
Yellow Bluff Fort Historic State Park	0	0	0.00
Total	808986.79	3362308.96	19.45

Total Solid Waste Disposed by all Reporters statewide: 3,362308.96Tons

Total Solid Waste Recycled by all Reporters statewide: 808986.79 Tons

Overall Recycling Rate for all Reporters statewide: 19.45%

Recycling Rate of State Agency Facilities in Leon County

State Facility	Address	Recycling Rate
Capitol Building	400 South Adams Street	39.74%
Carr	3800 Commonwealth Boulevard	33.33%
Collins	107 West Gaines Street	28.57%
Department of Community Affairs	2555 Shumard Oak Boulevard	34.55%
Shared Resource Center	2585 Shumard Oak Boulevard	44%
Department of Corrections	4070 Esplanade Way	32.76%
CCOC Department of Management Services	4050 Esplanade Way	44.12%
Department of Health	4052 Bald Cypress Way	32.76%
Department of Health	4025 Esplanade Way	32.76%
Department of Revenue Building 1	2450 Shumard Oak Boulevard	55.49%
Department of Revenue Building 2	2450 Shumard Oak Boulevard	55.49%
Department of Revenue Building 3	2450 Shumard Oak Boulevard	55.49%
Douglas	3900 Commonwealth Boulevard	40%
Elliot	401 South Monroe	31.58%
FDLE Tallahassee	2331 Phillips Road	14.47%
First District Court of Appeal	2000 Drayton Drive	31.00%
Fletcher	101 East Gaines Street	56.59%
Florida Records Center	4319 Shelfer Road	34.55%
Gray / Department of State	500 South Bronough Street	41.30%
Gunter	2540 Shumard Oak Boulevard	8.39%
Holland	600 South Calhoun Street	17%
House of Representatives	400 South Adams Street	68%
Knott	111 West St. Augustine Road	21.74%
Larson	200 East Gaines Street	19.35%
Pepper	111 West Madison Street	22.17%
House (no dumpster at Senate due to Construction)	400 South Adams Street	28.92%
Turlington	325 West Gaines Street	34.85%
Twin Towers/DEP	2600 Blair Stone Road	41.11%
Department of Transportation	605 Suwanee Street	61.90%
Department of Juvenile Justice	2737 Centerview Drive	50.00%
Agency for Health Care Administration	2727 Mahan Drive	23.45%
Fish and Wildlife Cons. Comm.	620 South Meridian Street	51.85%
Florida Department of Children & Families	1317 Winewood 1-6	38.93%

Headquarters and State Agency Facilities in Detail

2450 Shumard Oak Blvd

Overall Recycling Rate: 55.49%



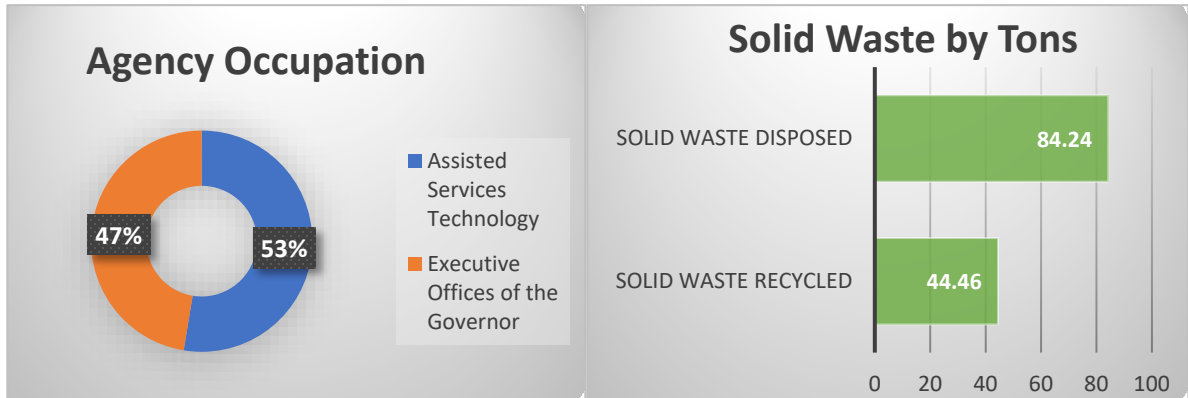
2540 Shumard Oak Blvd

Overall Recycling Rate: 8.39%



2555 Shumard Oak Blvd

Overall Recycling Rate: 34.55%



2585 Merchants Row

Overall Recycling Rate: 44.44%



4025 Esplanade Way/4052 Bald Cypress

Overall Recycling Rate: 47.73%



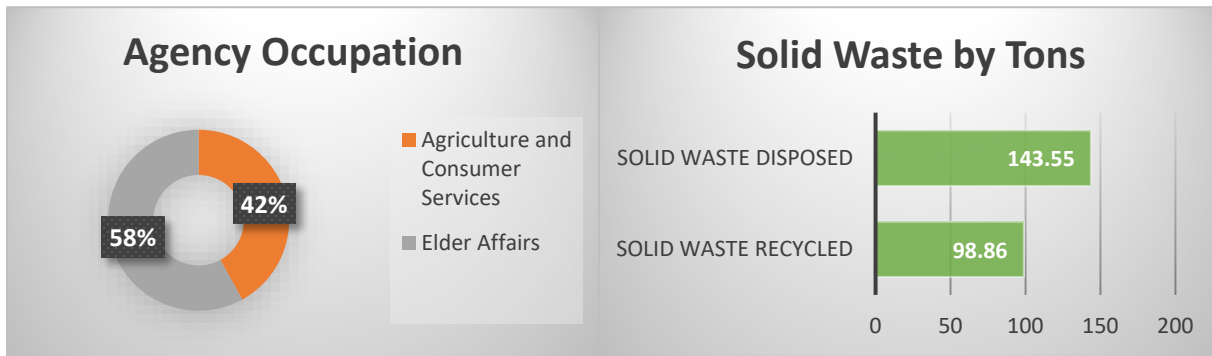
4030 Esplanade Way

Overall Recycling Rate: 37.84%



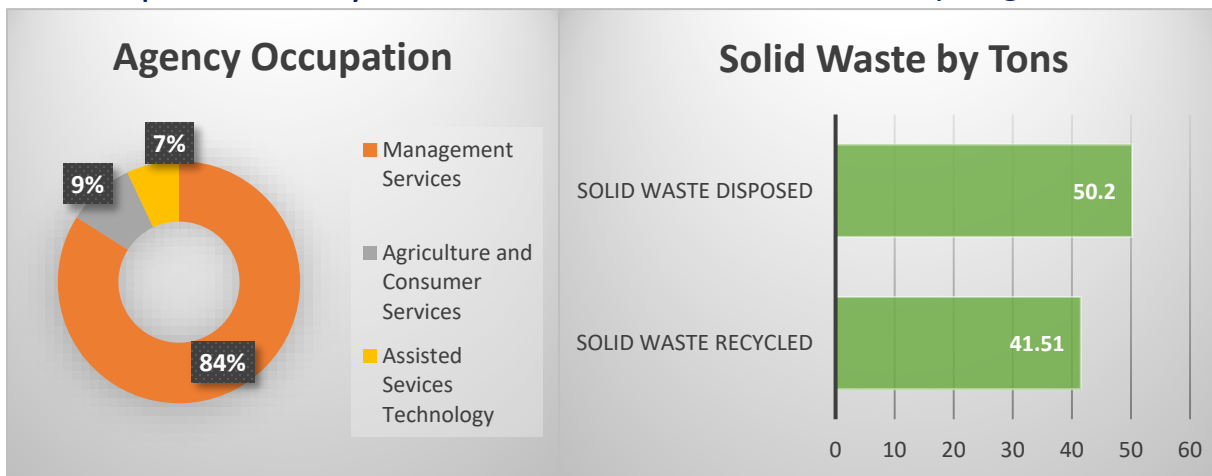
4040 Esplanade Way

Overall Recycling Rate: 40.78%



4050 Esplanade Way

Overall Recycling Rate: 45.35%



4070 Esplanade Way

Overall Recycling Rate: 45.35%



Douglas Building

Overall Recycling Rate: 40%



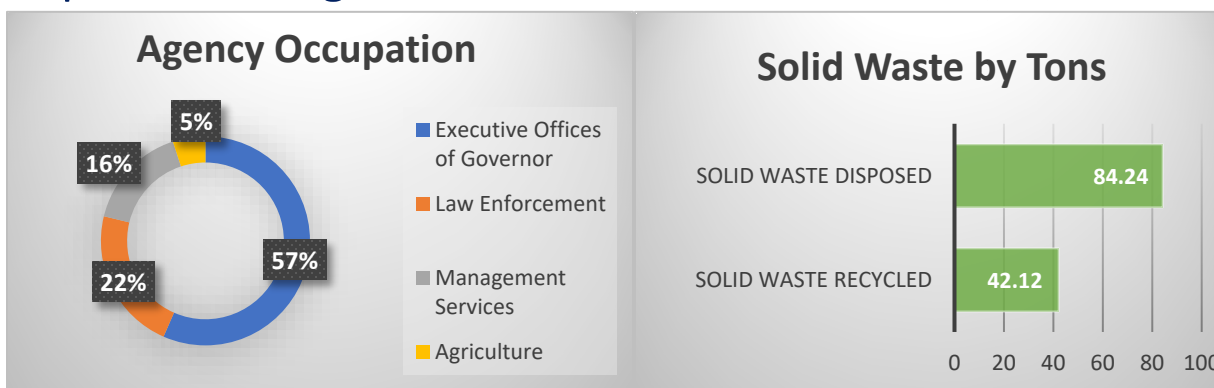
Carr Building

Overall Recycling Rate: 33.33%



Capitol Building

Overall Recycling Rate: 39.74%



House of Representatives Building

Overall Recycling Rate: 67.92%

Bob Martinez Center

Overall Recycling Rate: 41.11%



FDLE Headquarters

Overall Recycling Rate: 40.47%



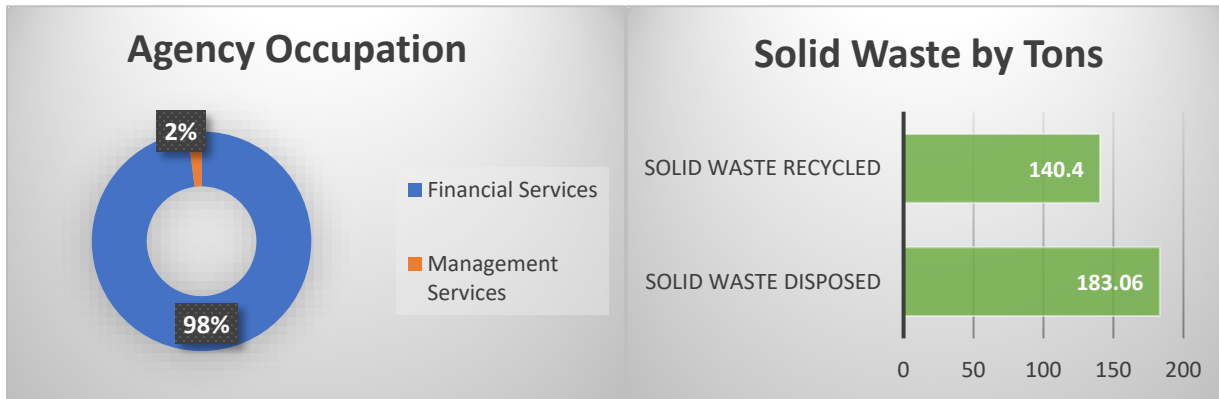
Elliot Building

Overall Recycling Rate: 31.58%



Fletcher Building

Overall Recycling Rate: 56.59%



1st District Court of Appeals

Overall Recycling Rate: 31%



R.A. Gray Building

Overall Recycling Rate: 41.3%



Holland Building

Overall Recycling Rate: 16.52%



Larson Building

Overall Recycling Rate: 19.35%



Pepper Building

Overall Recycling Rate: 22.17%



Collins Building

Overall Recycling Rate: 28.57%



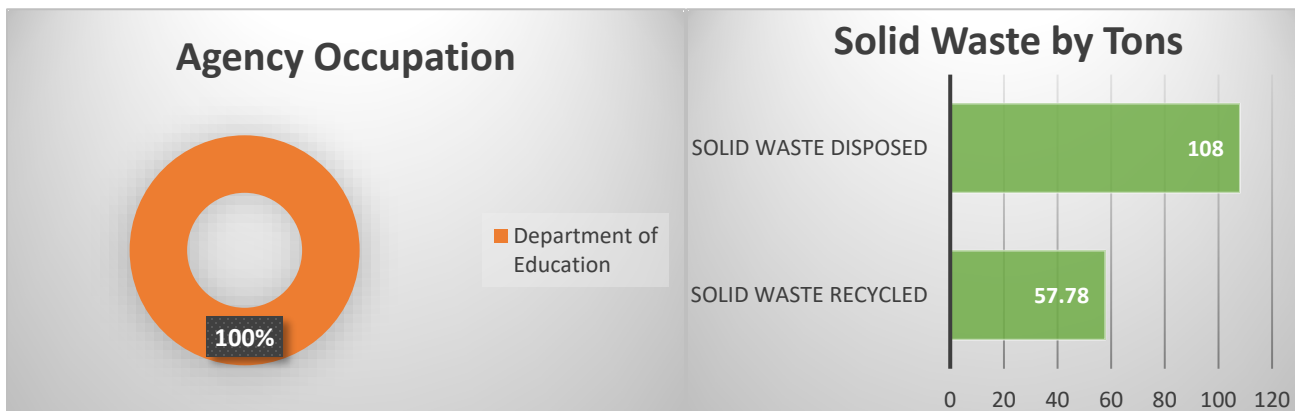
Knott Building

Overall Recycling Rate: 21.74%



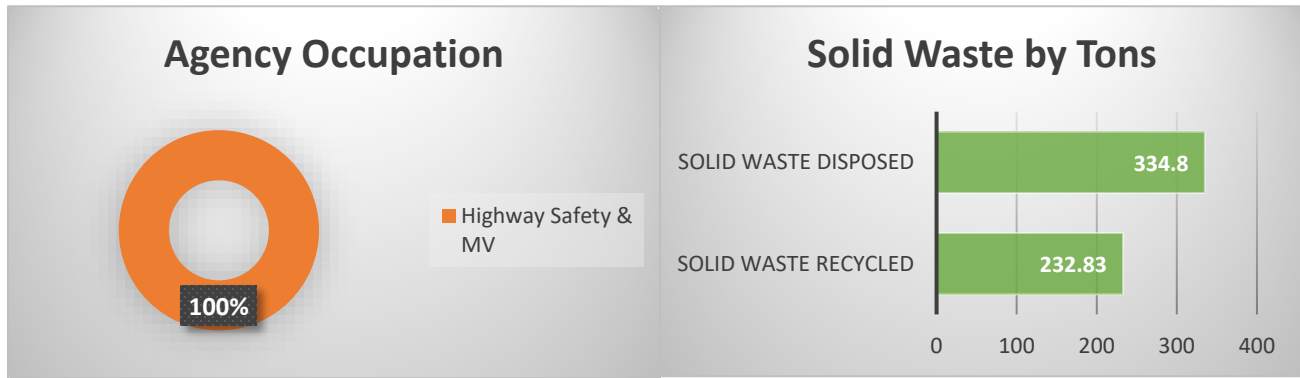
Turlington Building

Overall Recycling Rate: 34.85%



Kirkman Building

Overall Recycling Rate: 41.02%



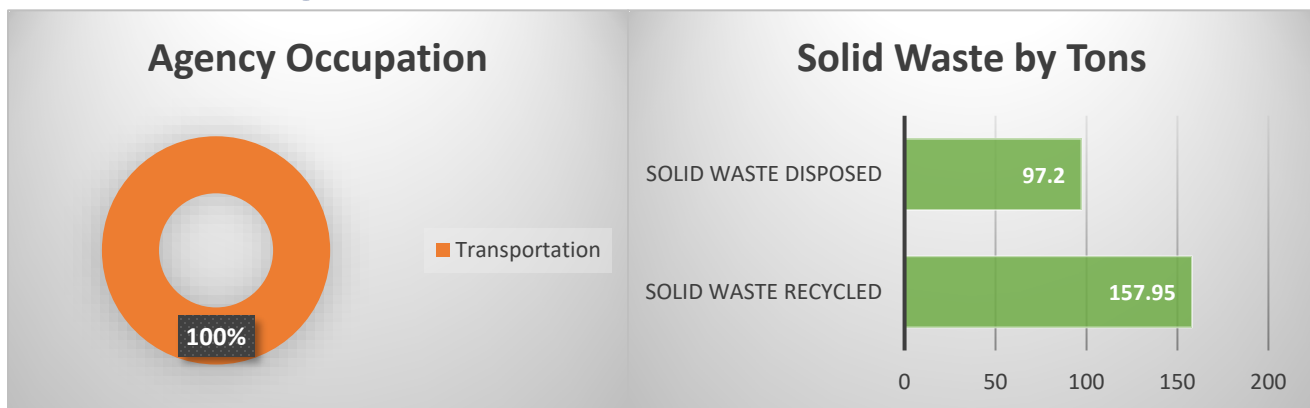
Conner Complex

Overall Recycling Rate: 34.57%



Burns Building

Overall Recycling Rate: 61.90%



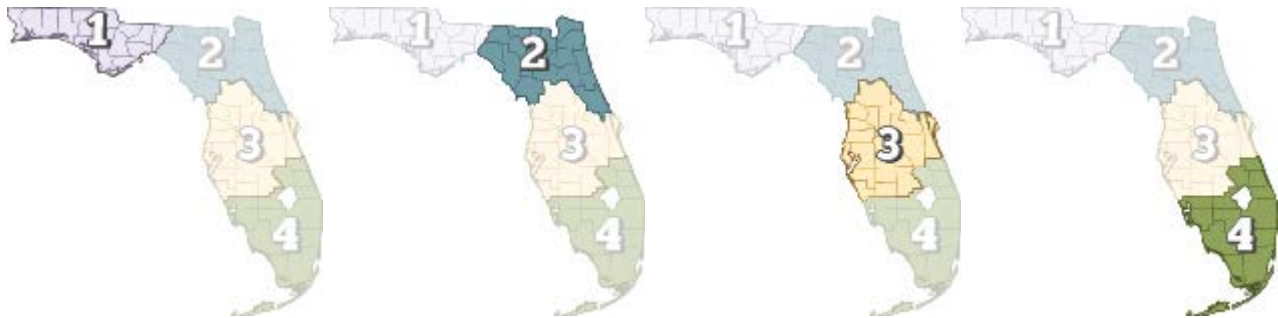
Winewood Complex 1-6

Overall Recycling Rate: 38.93%



Florida Department of Corrections: Report for Correctional Facilities by Region

Solid Waste Recycled by Ton:



Region 1: 436.87

Region 2: 1420.64

Region 3: 323.99

Region 4: 95.77

Total amount of municipal solid waste generated: 3027.93 Tons

Total amount of municipal solid waste recycled: 2276.67 Tons

Correctional Facilities Overall Recycling Rate: 42.92%

Florida Department of Environmental Protection: Report for State Parks by Facility

