

# 2017 Hamilton County Summary

<b>Population</b>
14,663

MSW Management	tons
Landfilled	11,854
Combusted	0
Recycled	4,052
Stockpiled	0
<b>Total</b>	<b>15,906</b>

Total Pounds per Capita Per Day 5.94

### MSW Collected & Recycled

Minimum 4 of 8	Collected (tons)	Recycled (tons)	Recycled (%)
Newspaper	159	68	43%
Glass	239	0	0%
Aluminum Cans	64	0	0%
Plastic Bottles	175	0	0%
Steel Cans	127	0	0%
Cardboard	779	0	0%
Office Paper	95	18	19%
Yard Trash	573	0	0%

Other Recyclables	Collected (tons)	Recycled (tons)	Recycled (%)
Other Plastics	541	0	0%
Ferrous Metals	4,213	3962	94%
White Goods	159	0	0%
Non-ferrous Metals	32	4	13%
Other Paper	700	0	0%
Textiles	207	0	0%
C&D Debris	414	0	0%
Food	541	0	0%
Miscellaneous	6,697	0	0%
Tires	191	0	0%
Processed Fuel	N/A	0	0%

### Traditional Recycling Rate (%)

Unadjusted	Adjusted
25%	25%

### Renewable Energy Recycling

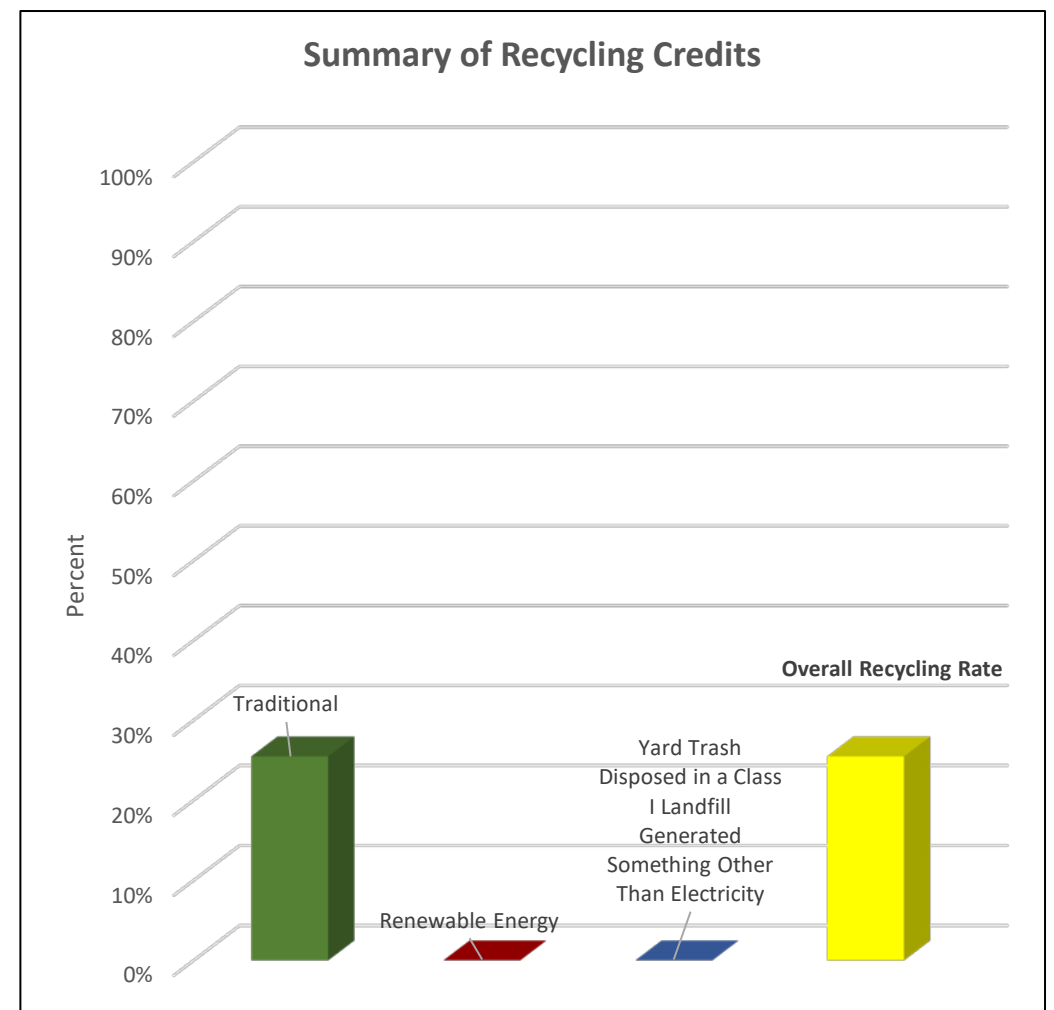
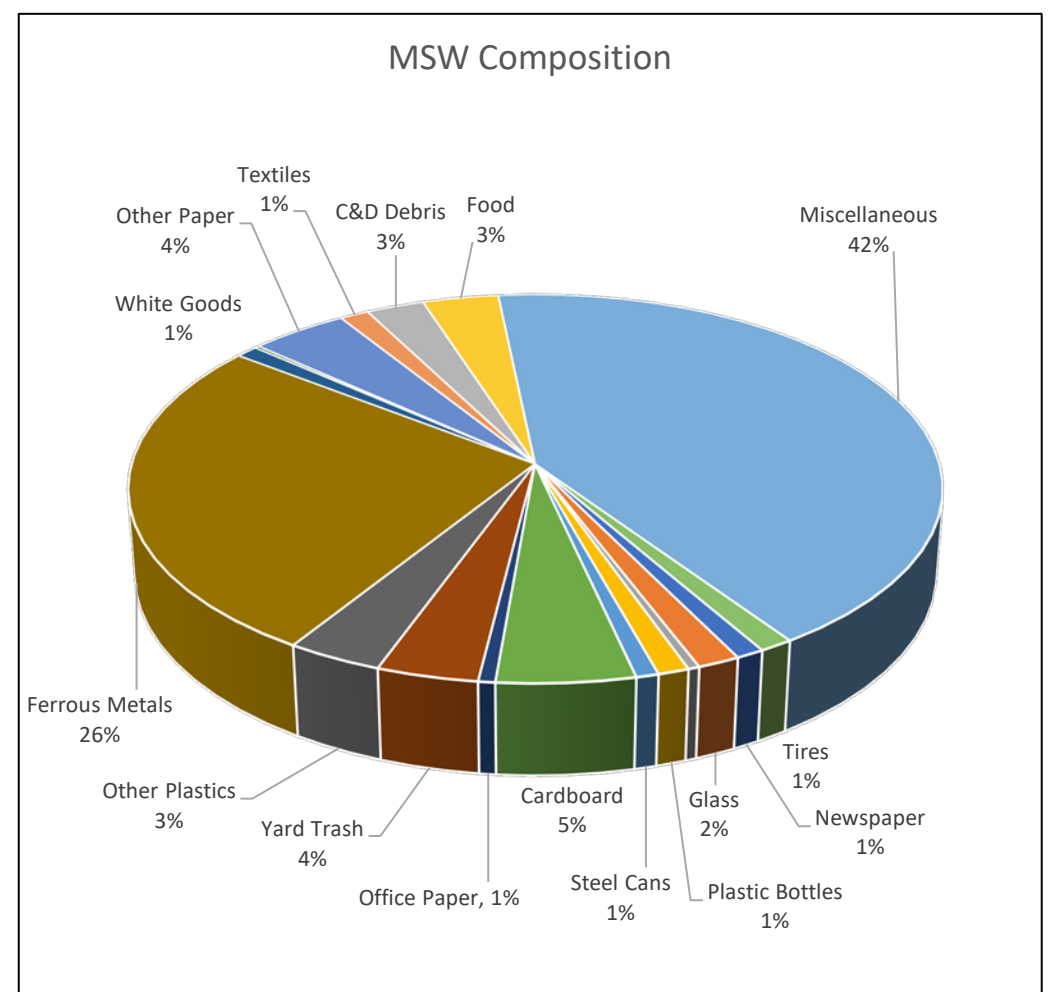
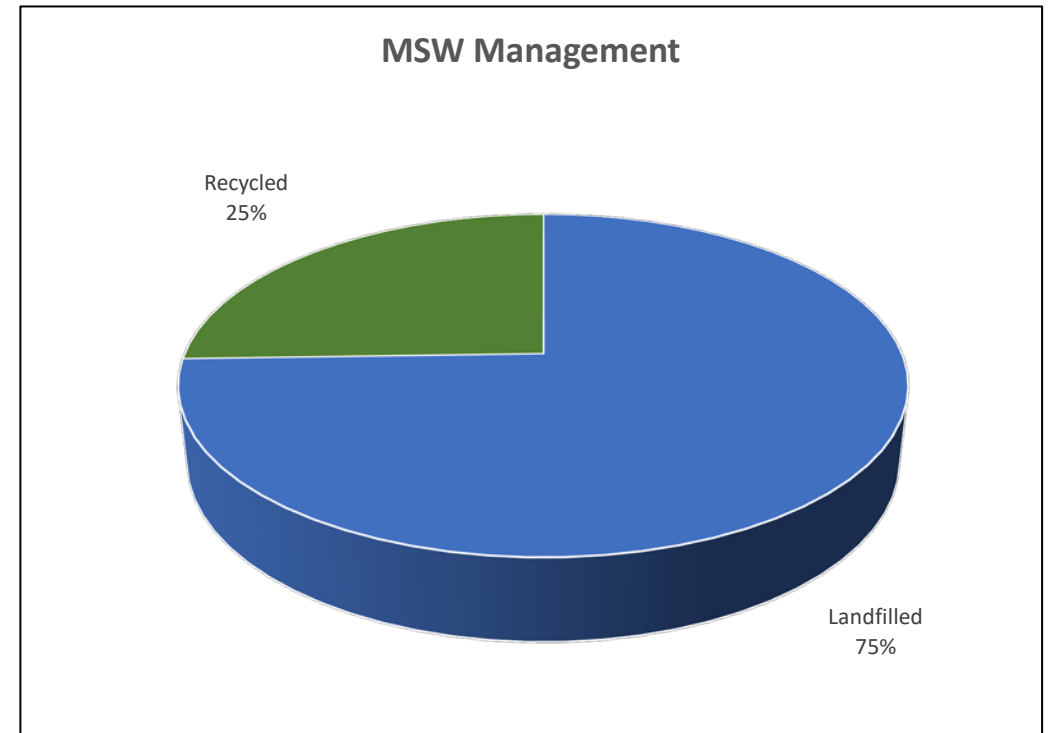
Credits	Tons	Recycling %
1) Waste-to-Energy	0	0%
2) Landfill Gas	0	0%
3) Renewable Energy <sup>3</sup>	0	0%

Credits	Tons	Recycling %
Yard Trash Disposed in a Landfill Beneficially Using Landfill Gas <sup>4</sup>	0	0%

### Overall Recycling Rate (%)

Unadjusted	Adjusted
25%	25%

Participation in Recycling	Units <sup>1</sup>	Participation	Percent <sup>2</sup>
Single Family Curbside	422	250	59%
Multi-Family Curbside	201	60	30%
Commercial Scheduled Collection	45	25	56%
Commercial On Call Collection	55	35	64%



<sup>1</sup>Represents the number of units with curbside service available.

<sup>2</sup>Represents the percent participation of units with service available.

<sup>3</sup>Other than Waste to Energy.

<sup>4</sup>Something other than electricity.