

2017 Holmes County Summary

Population
20,210

MSW Management	tons
Landfilled	4,819
Combusted	0
Recycled	1,149
Stockpiled	0
Total	5,968

Total Pounds per Capita Per Day 1.62

MSW Collected & Recycled

Minimum 4 of 8	Collected (tons)	Recycled (tons)	Recycled (%)
Newspaper	76	0	0%
Glass	253	0	0%
Aluminum Cans	70	1	1%
Plastic Bottles	166	0	0%
Steel Cans	122	0	0%
Cardboard	567	464	82%
Office Paper	171	1	1%
Yard Trash	571	0	0%

Other Recyclables	Collected (tons)	Recycled (tons)	Recycled (%)
Other Plastics	361	0	0%
Ferrous Metals	1,028	528	51%
White Goods	166	0	0%
Non-ferrous Metals	201	58	29%
Other Paper	331	43	13%
Textiles	159	0	0%
C&D Debris	277	0	0%
Food	697	0	0%
Miscellaneous	539	2	0%
Tires	213	52	24%
Processed Fuel	N/A	0	0%

Traditional Recycling Rate (%)

Unadjusted	Adjusted
19%	19%

Renewable Energy Recycling

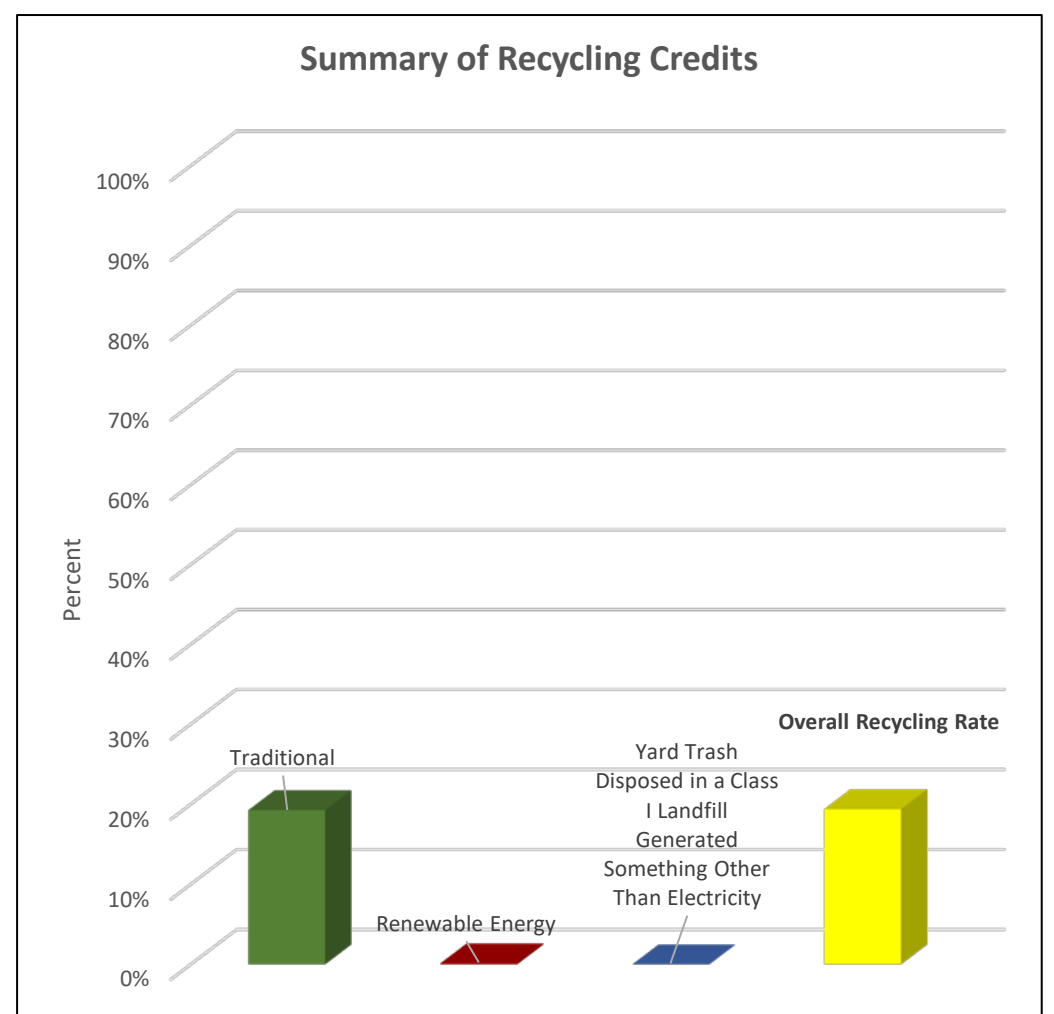
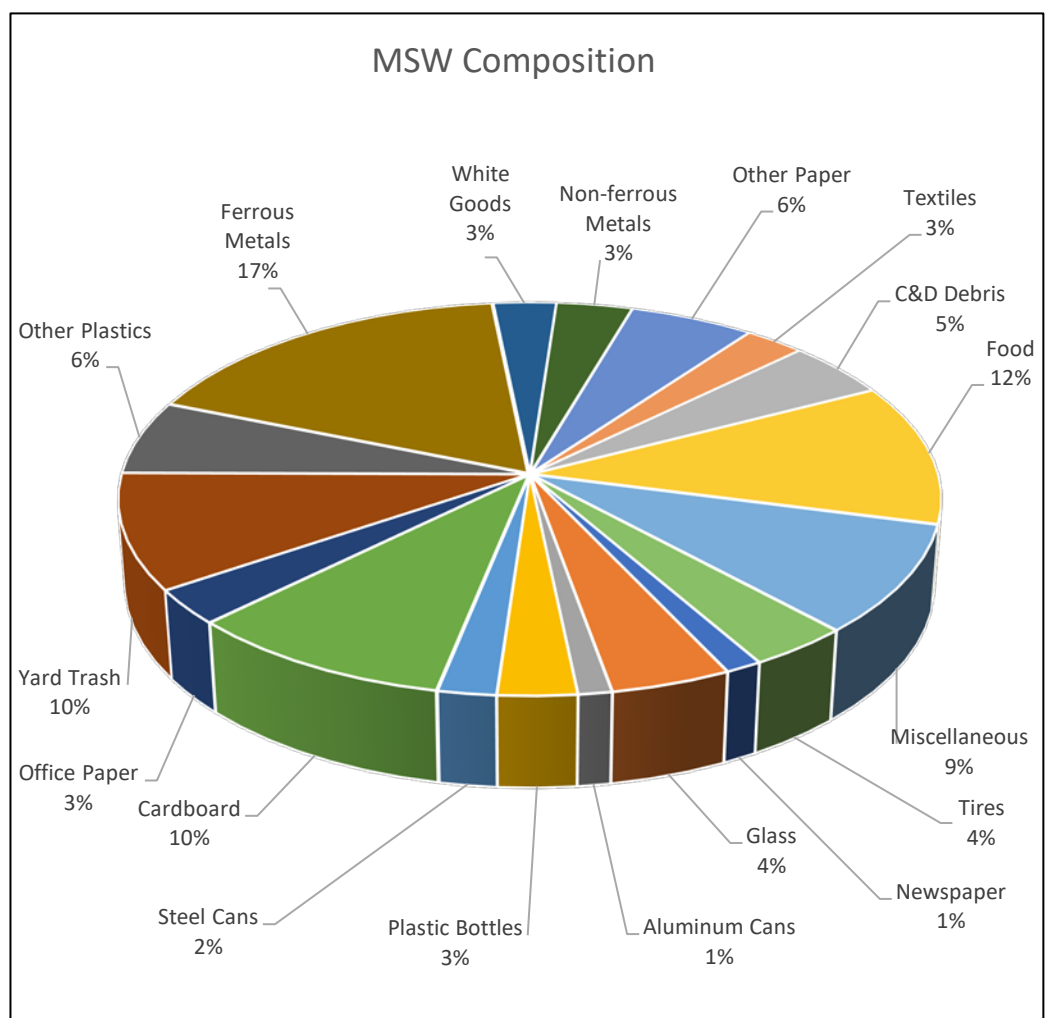
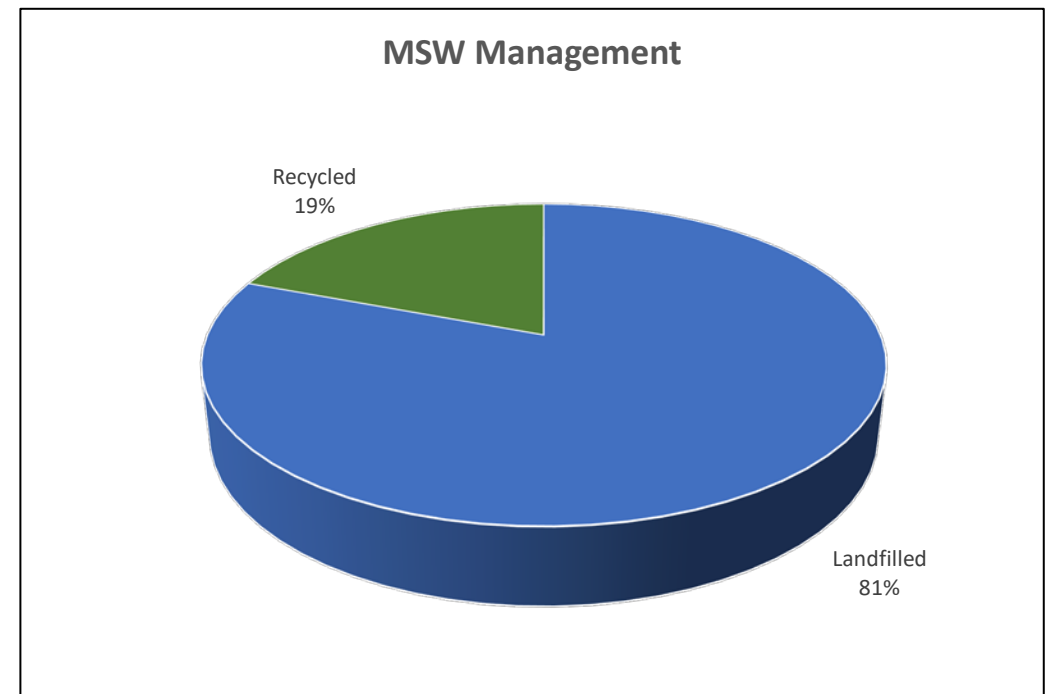
Credits	Tons	Recycling %
1) Waste-to-Energy	8	0%
2) Landfill Gas	0	0%
3) Renewable Energy ³	0	0%

Credits	Tons	Recycling %
Yard Trash Disposed in a Landfill Beneficially Using Landfill Gas ⁴	0	0%

Overall Recycling Rate (%)

Unadjusted	Adjusted
19%	19%

Participation in Recycling	Units ¹	Participation	Percent ²
Single Family Curbside	8,739	0	0%
Multi-Family Curbside	554	0	0%
Commercial Scheduled Collection	292	42	14%
Commercial On Call Collection	0	0	0%



¹Represents the number of units with curbside service available.

²Represents the percent participation of units with service available.

³Other than Waste to Energy.

⁴Something other than electricity.