

2017 Lafayette County Summary

Population
8,479

MSW Management	tons
Landfilled	3,366
Combusted	0
Recycled	455
Stockpiled	0
Total	3,821

Total Pounds per Capita Per Day 2.47

MSW Collected & Recycled

Minimum 4 of 8	Collected (tons)	Recycled (tons)	Recycled (%)
Newspaper	96	11	11%
Glass	119	0	0%
Aluminum Cans	34	33	97%
Plastic Bottles	88	3	3%
Steel Cans	65	0	0%
Cardboard	325	51	16%
Office Paper	42	0	0%
Yard Trash	149	26	17%

Other Recyclables	Collected (tons)	Recycled (tons)	Recycled (%)
Other Plastics	249	0	0%
Ferrous Metals	34	4	12%
White Goods	99	0	0%
Non-ferrous Metals	27	22	81%
Other Paper	230	0	0%
Textiles	92	0	0%
C&D Debris	279	208	75%
Food	348	0	0%
Miscellaneous	1,419	67	5%
Tires	126	30	24%
Processed Fuel	N/A	0	0%

Traditional Recycling Rate (%)

Unadjusted	Adjusted
12%	12%

Renewable Energy Recycling

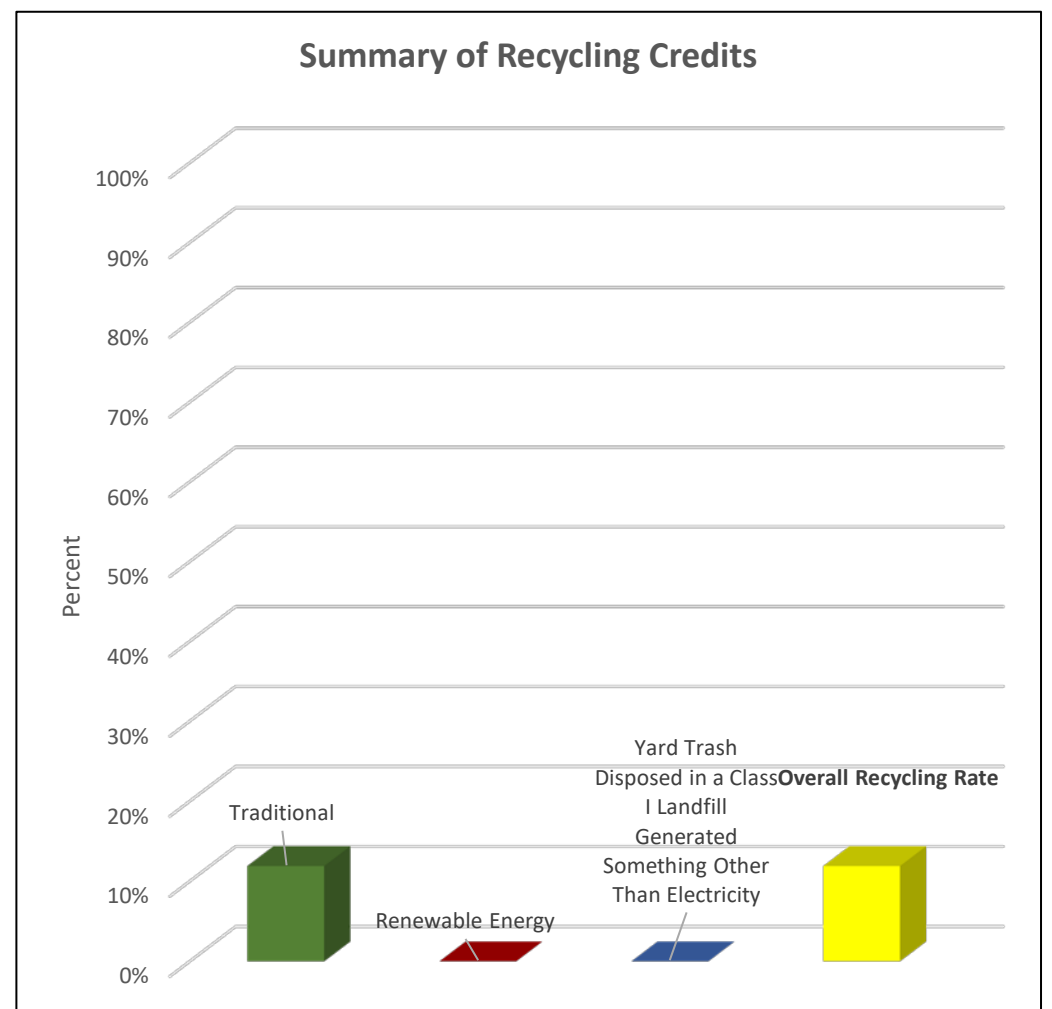
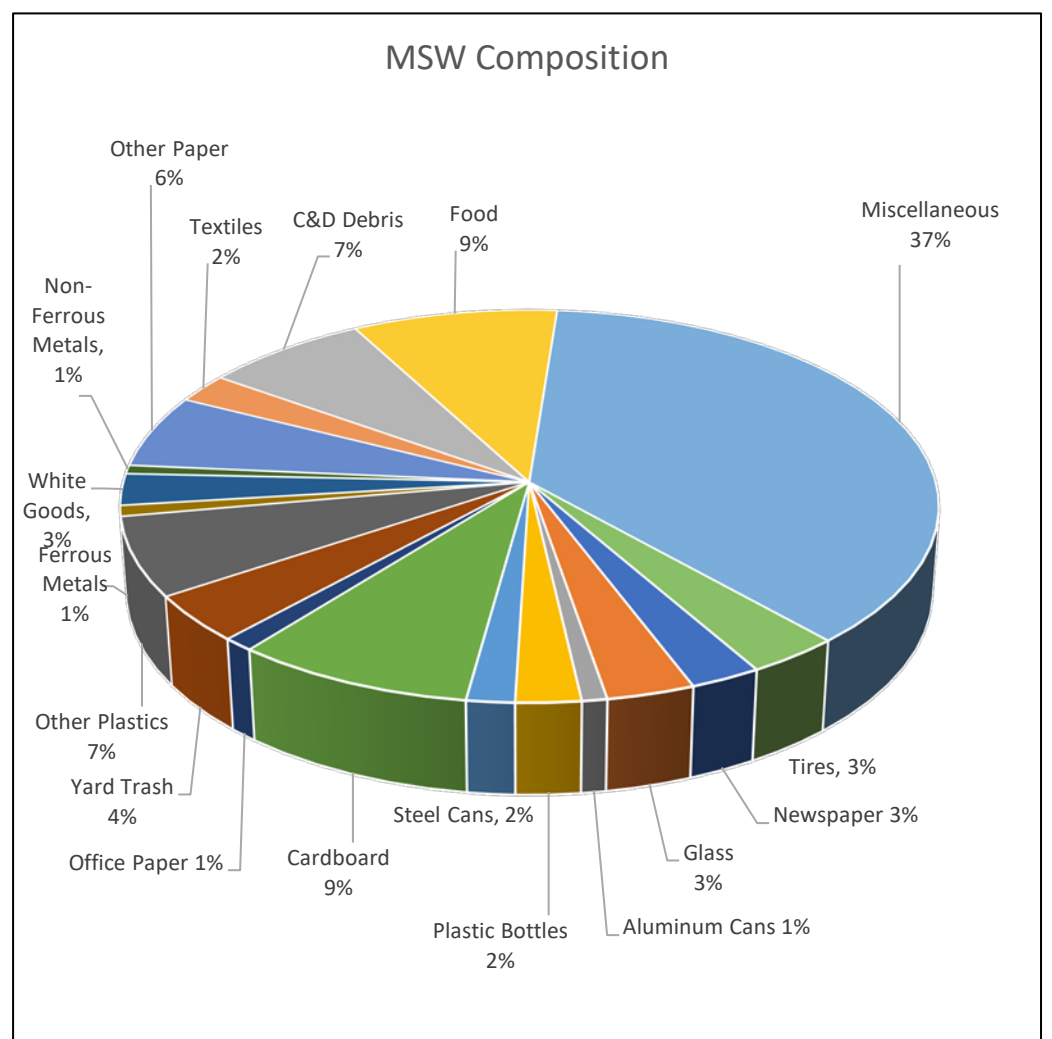
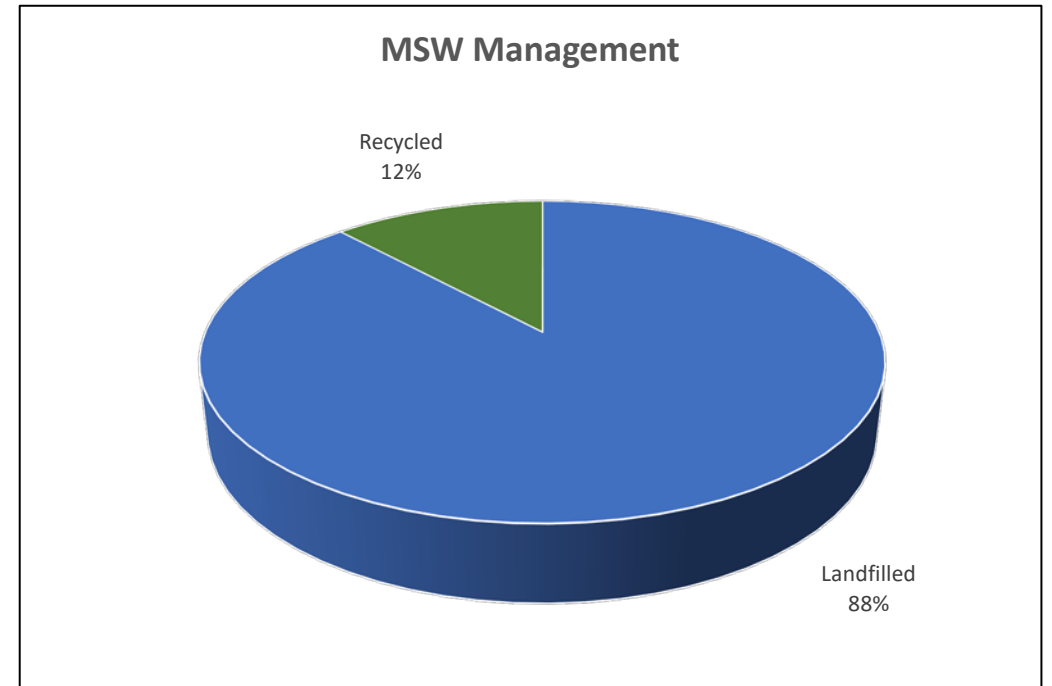
Credits	Tons	Recycling %
1) Waste-to-Energy	0	0%
2) Landfill Gas	0	0%
3) Renewable Energy ³	0	0%

Credits	Tons	Recycling %
Yard Trash Disposed in a Landfill Beneficially Using Landfill Gas ⁴	0	0%

Overall Recycling Rate (%)

Unadjusted	Adjusted
12%	12%

Participation in Recycling	Units ¹	Participation	Percent ²
Single Family Curbside	3,258	52	2%
Multi-Family Curbside	107	2	2%
Commercial Scheduled Collection	0	0	0%
Commercial On Call Collection	247	247	100%



¹Represents the number of units with curbside service available.

²Represents the percent participation of units with service available.

³Other than Waste to Energy.

⁴Something other than electricity.