

2017 Liberty County Summary

Population
8,719

MSW Management	tons
Landfilled	2,625
Combusted	0
Recycled	25
Stockpiled	0
Total	2,650

Total Pounds per Capita Per Day 1.67

Minimum 4 of 8	Collected (tons)	Recycled (tons)	Recycled (%)
Newspaper	122	0	0%
Glass	138	0	0%
Aluminum Cans	40	0	0%
Plastic Bottles	101	0	0%
Steel Cans	74	0	0%
Cardboard	318	19	6%
Office Paper	48	2	4%
Yard Trash	345	0	0%

Other Recyclables	Collected (tons)	Recycled (tons)	Recycled (%)
Other Plastics	286	0	0%
Ferrous Metals	37	1	3%
White Goods	114	0	0%
Non-ferrous Metals	11	3	27%
Other Paper	262	0	0%
Textiles	106	0	0%
C&D Debris	21	0	0%
Food	396	0	0%
Miscellaneous	85	0	0%
Tires	146	0	0%
Processed Fuel	N/A	0	0%

Traditional Recycling Rate (%)

Unadjusted	Adjusted
1%	1%

Renewable Energy Recycling

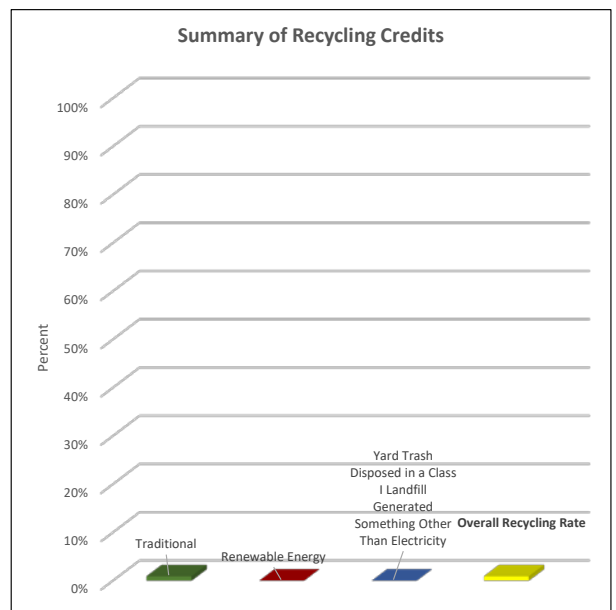
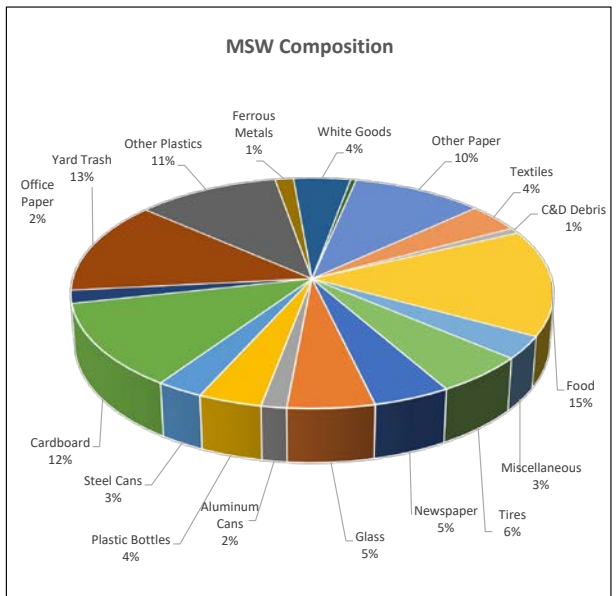
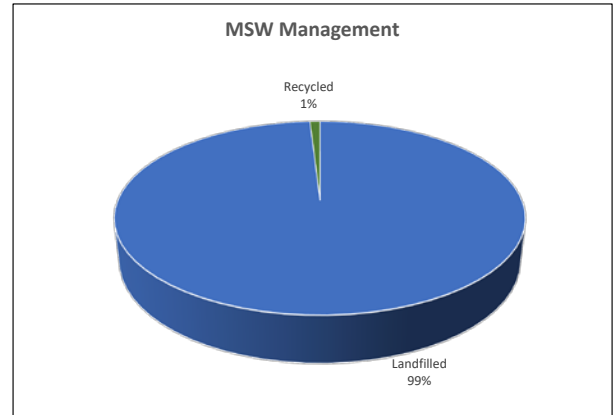
Credits	Tons	Recycling %
1) Waste-to-Energy	0	0%
2) Landfill Gas	0	0%
3) Renewable Energy ³	0	0%

Credits	Tons	Recycling %
Yard Trash Disposed in a Landfill Beneficially Using Landfill Gas ⁴	0	0%

Overall Recycling Rate (%)

Unadjusted	Adjusted
1%	1%

Participation in Recycling	Units ¹	Participation	Percent ²
Single Family Curbside	4,000	0	0%
Multi-Family Curbside	1	0	0%
Commercial Scheduled Collection	67	67	100%
Commercial On Call Collection	0	0	0%



¹Represents the number of units with curbside service available.
²Represents the percent participation of units with service available.
³Other than Waste to Energy.
⁴Something other than electricity.