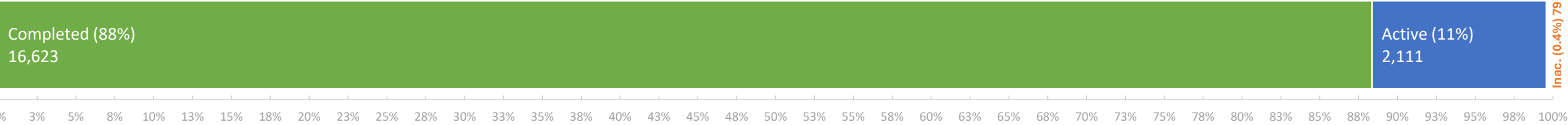


Non-Program Discharge Statuses

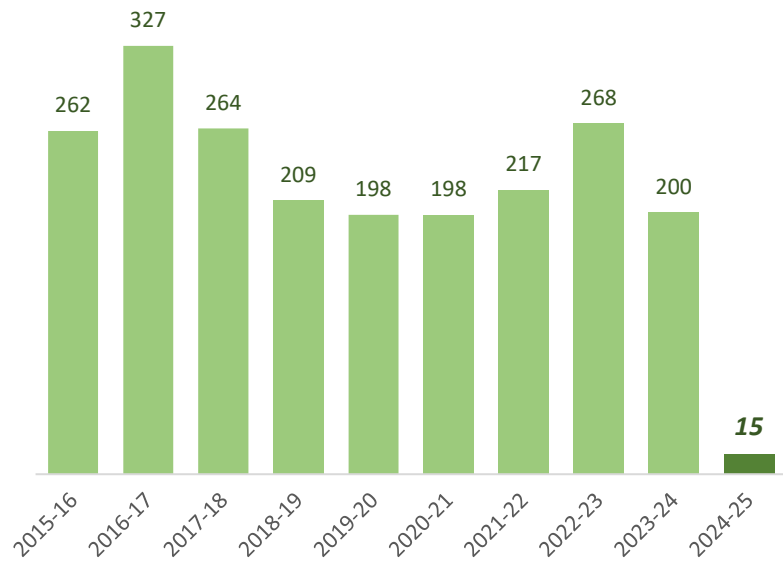
as of August 11, 2024



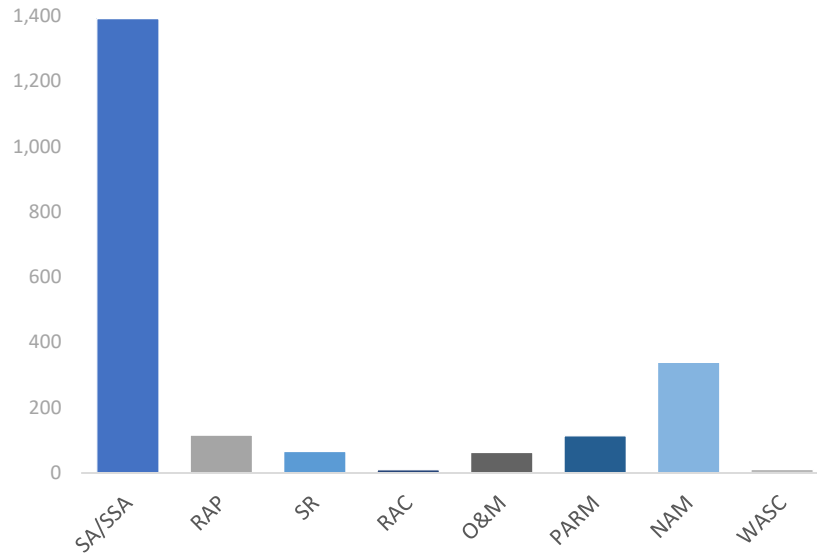
FY24-25 Non-Program Closures by Lead Agency

Closure Type	District	LP	RP TLH	All Closures	% of Closures
LNFA	0	0	0	0	0%
NFA/SRCO	2	4	0	6	40%
NFAC	0	1	0	1	7%
NREQ	0	1	7	8	53%
Totals	2	6	7	15	100%

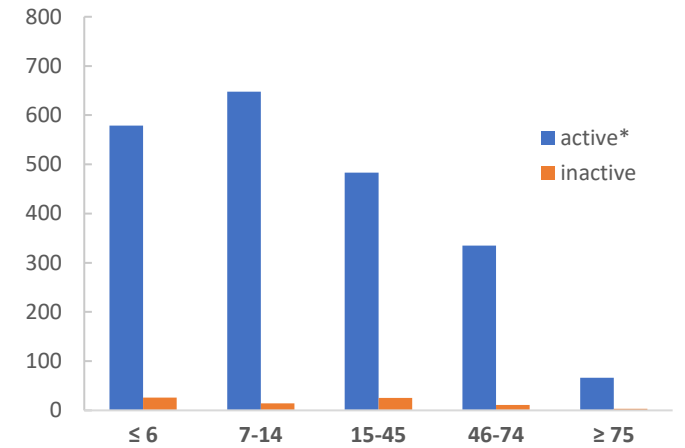
Non-Program Closures by Fiscal Year



Snapshot of Active Non-Program Discharge Sub-Phases



Non-Program Discharges by Score



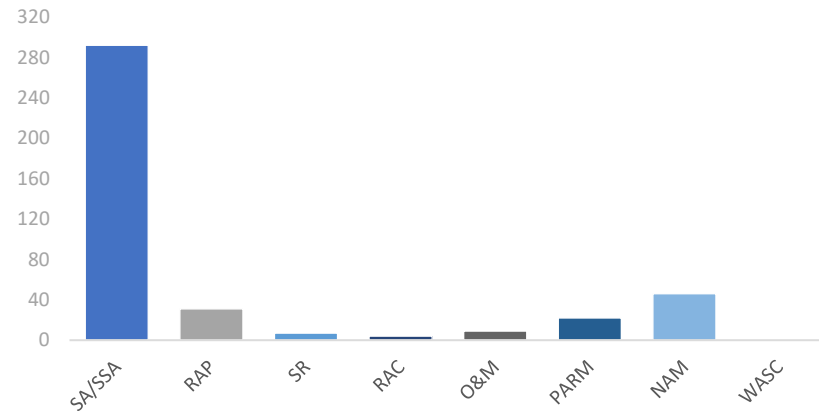
* Discharges with current site managers are considered active.

Sub-Phase	Jul-24	Aug-24	Sep-24	Oct-24	Nov-24	Dec-24	Jan-25	Feb-25	Mar-25	Apr-25	May-25	Jun-25
Site Assessment/Supplemental (SA/SSA)	1,392											
Remedial Action Plan (RAP)	116											
Source Removal (SR)	66											
Remedial Action Construction (RAC)	10											
Operation & Maintenance (O&M)	63											
Post Active Remedial Monitoring (PARM)	114											
Natural Attenuation Monitoring (NAM)	339											
Well Abandonment/SRCO (WASC)	11											

Non-Program Active Discharge Sub-Phases

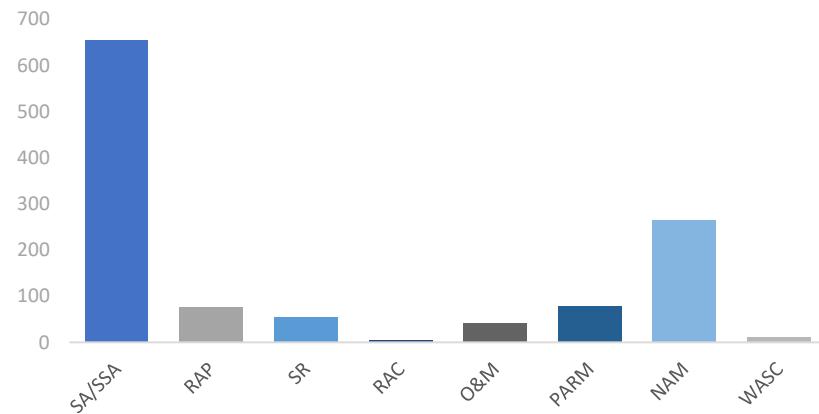
as of August 11, 2024

District Non-Program Active Discharge Sub-Phases



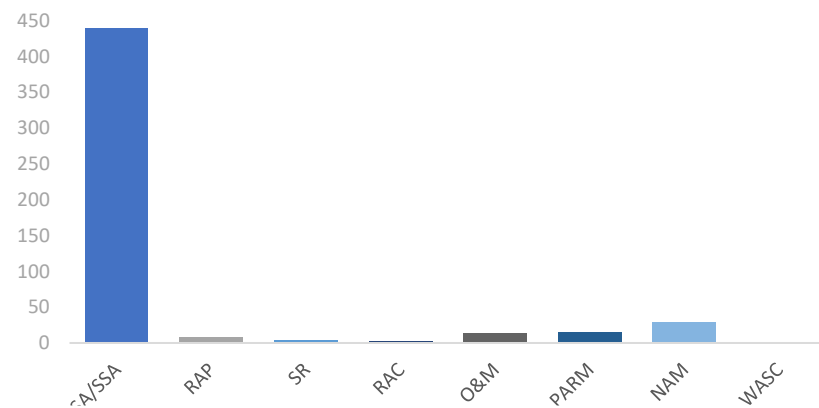
Sub-Phase	Jul-24	Aug-24	Sep-24	Oct-24	Nov-24	Dec-24	Jan-25	Feb-25	Mar-25	Apr-24	May-25	Jun-25
Site Assessment/Supplemental (SA/SSA)	292											
Remedial Action Plan (RAP)	31											
Source Removal (SR)	7											
Remedial Action Construction (RAC)	4											
Operation & Maintenance (O&M)	9											
Post Active Remedial Monitoring (PARM)	22											
Natural Attenuation Monitoring (NAM)	46											
Well Abandonment/SRCO (WASC)	0											
Total	411											

LP Non-Program Active Discharge Sub-Phases



Sub-Phase	Jul-24	Aug-24	Sep-24	Oct-24	Nov-24	Dec-24	Jan-25	Feb-25	Mar-25	Apr-24	May-25	Jun-25
Site Assessment/Supplemental (SA/SSA)	654											
Remedial Action Plan (RAP)	77											
Source Removal (SR)	55											
Remedial Action Construction (RAC)	4											
Operation & Maintenance (O&M)	41											
Post Active Remedial Monitoring (PARM)	78											
Natural Attenuation Monitoring (NAM)	264											
Well Abandonment/SRCO (WASC)	11											
Total	1,184											

RP/TLH Non-Program Active Discharge Sub-Phases



Sub-Phase	Jul-24	Aug-24	Sep-24	Oct-24	Nov-24	Dec-24	Jan-25	Feb-25	Mar-25	Apr-24	May-25	Jun-25
Site Assessment/Supplemental (SA/SSA)	439											
Remedial Action Plan (RAP)	8											
Source Removal (SR)	4											
Remedial Action Construction (RAC)	2											
Operation & Maintenance (O&M)	13											
Post Active Remedial Monitoring (PARM)	14											
Natural Attenuation Monitoring (NAM)	29											
Well Abandonment/SRCO (WASC)	0											
Total	509											