

FY 2016-17 PRP ENCUMBRANCE ACTIVITY

2016-2017 FISCAL ACTIVITY BY MONTH as of August 31, 2016			
Month	Projection per Month	Total Encumbered Amount (Includes POs, COs, Utilities and Adjustments)	Percentage
July 2016	\$ 11,326,000	\$ 5,785,797	51%
Aug 2016 (*)(**)	\$ 11,326,000	\$ 11,766,226	104%
Sept 2016	\$ 11,326,000	\$ -	0%
Oct 2016	\$ 11,326,000	\$ -	0%
Nov 2016	\$ 11,326,000	\$ -	0%
Dec 2016	\$ 11,326,000	\$ -	0%
Jan 2017	\$ 11,326,000	\$ -	0%
Feb 2017	\$ 11,326,000	\$ -	0%
Mar 2017	\$ 11,326,000	\$ -	0%
April 2017	\$ 11,326,000	\$ -	0%
May 2017	\$ 11,326,000	\$ -	0%
June 2017	\$ 11,325,753	\$ -	0%
Grand Total	\$ 135,911,753	\$ 17,552,023	13%

(*) Includes Innovative Technology set aside FY 16

(**) Includes contingency funding for field change orders

AUGUST 2016 NET RESULTS as of August 31, 2016		
Phase/Activity	Total Number of Projects Funded by PRP	Total Amount Encumbered
Low Score Site Initiative (LSSI)	64	\$ 989,972
Site Assessment (LSA or New)	94	\$ 3,797,893
Source Removal (Dig or FPR)	3	\$ 652,918
RAP (or Mod or PT)	24	\$ 552,326
RAC	4	\$ 659,331
O & M	13	\$ 1,264,884
PARM	8	\$ 469,061
NAM	51	\$ 591,462
Well Abandonment/SRCO	14	\$ 148,248
Totals	275	\$ 9,126,097
STCM Change Orders and Adjustments		\$ 2,427,045
Utilities		\$ 213,084
Grand Total		\$ 11,766,226

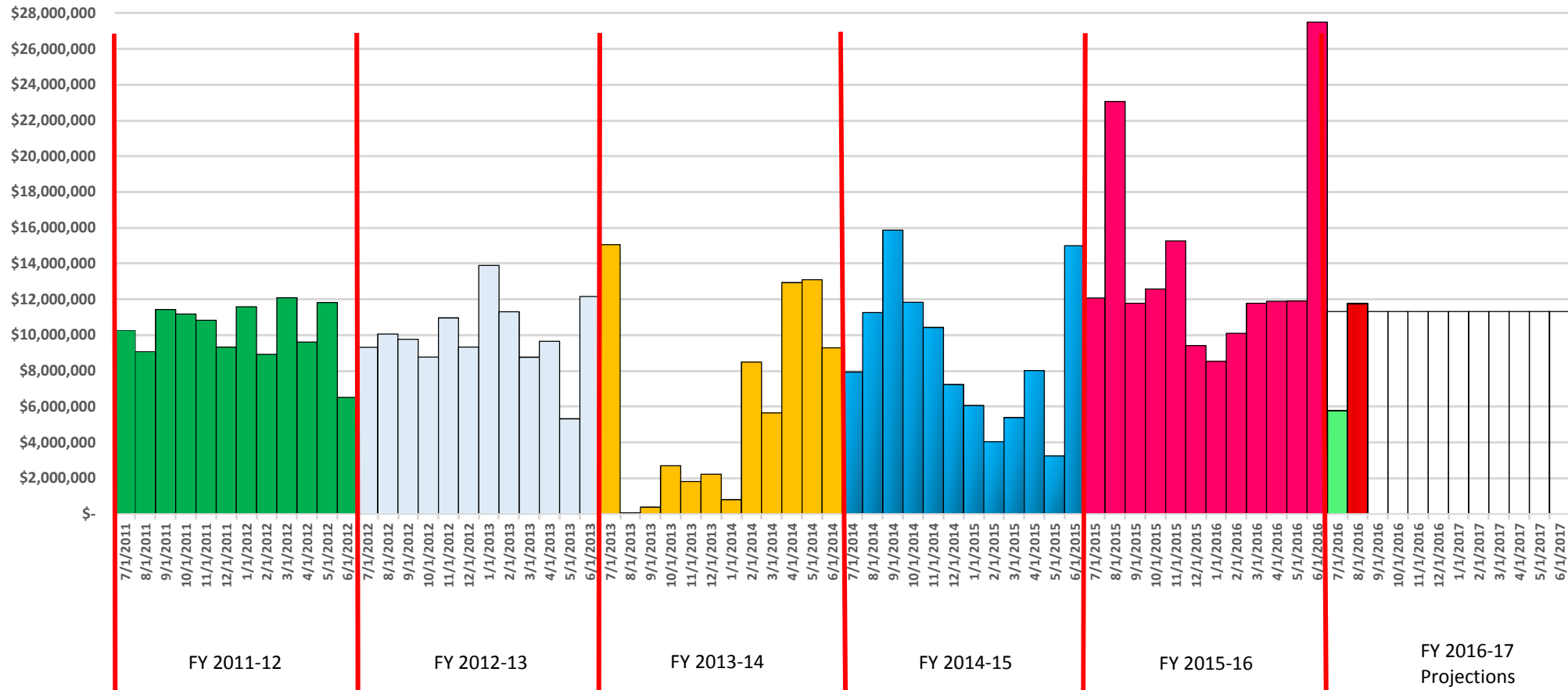
TOTAL ENCUMBERED BY FISCAL YEAR ALLOCATION as of August 31, 2016			
FISCAL YEAR	FCO APPROPRIATION AMOUNT	TOTAL AMOUNT ENCUMBERED	FCO APPROPRIATION BALANCE
FY 2015-16	\$ 125,000,000	\$ 125,000,000	\$ -
FY 2016-17	\$ 118,000,000	\$ 817,424	\$ 117,182,576

FY 2016-17 PRP ENCUMBRANCES BY ACTIVITY

2016-2017 FISCAL ACTIVITY as of August 31, 2016

CLEANUP ACTIVITY	CURRENT AMOUNT ENCUMBERED	CURRENT COUNT ENCUMBERED	CURRENT AVERAGE COST FY 2016-17
LOW SCORE SITE INITIATIVE (LSSI)	\$ 1,266,604	87	\$ 14,559
SITE ASSESSMENT (SA)	\$ 7,063,161	187	\$ 37,771
SOURCE REMOVAL (SR)	\$ 1,232,802	7	\$ 176,115
REMEDIAL ACTION PLAN (RAP)	\$ 972,847	48	\$ 20,268
REMEDIAL ACTION CONSTRUCTION (RAC)	\$ 1,107,853	8	\$ 138,482
OPERATION & MAINTENANCE (O&M)	\$ 1,700,639	18	\$ 94,480
POST ACTIVE REMEDIAL MONITORING (PARM)	\$ 633,657	17	\$ 37,274
NATURAL ATTENUATION MONITORING (NAM)	\$ 974,276	95	\$ 10,256
WELL ABANDONMENT (WA)	\$ 297,441	25	\$ 11,898
TOTAL CLEANUP ACTIVITY	\$ 15,249,280	492	
STCM CHANGE ORDERS & ADJUSTMENTS	\$ 1,943,471		
UTILITIES	\$ 359,272		
GRAND TOTAL	\$ 17,552,023		

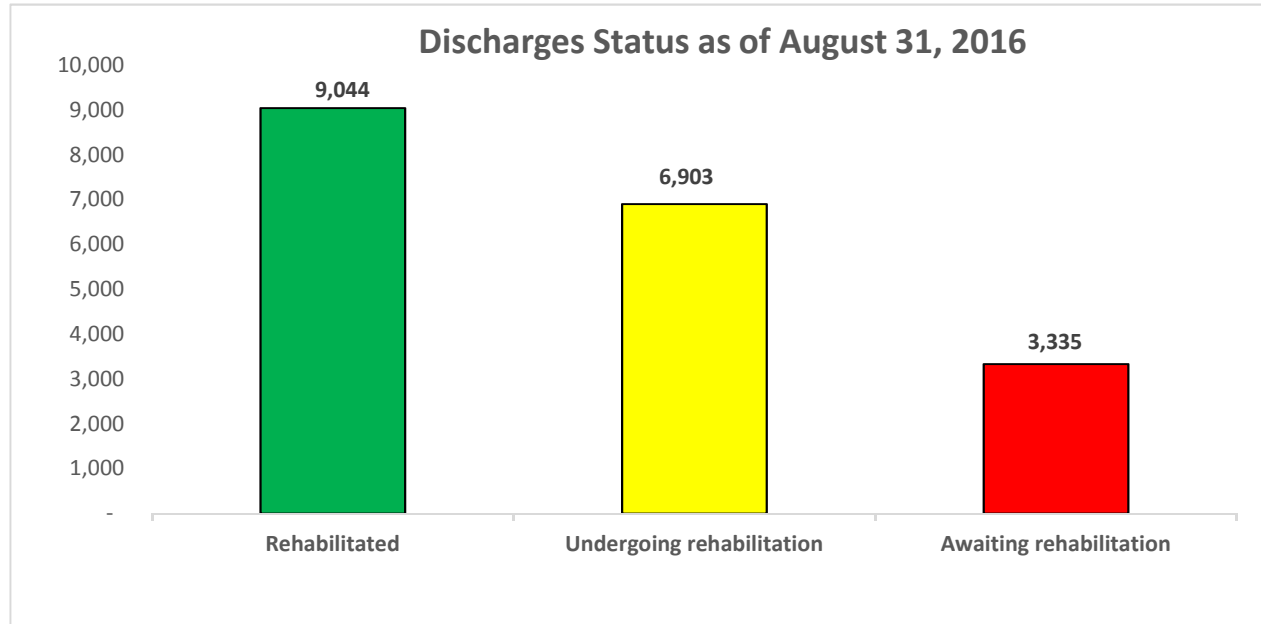
**Work Order (WO) and Purchase Order (PO) Amounts Created per Month
July 1, 2011 through August 31, 2016 (and Projections through 6-30-2017)**



CURRENT ELIGIBLE DISCHARGE STATUS

Eligible Discharge Status as of August 31, 2016		
STATUS	COUNT	Percent
Rehabilitated	9,044	47%
Undergoing rehabilitation	6,903	36%
Awaiting rehabilitation	3,335	17%
Funding eligible discharges	19,282	100%

Discharges Awaiting Rehabilitation as of August 31, 2016		
Score	Discharges	Percentage
≤ 29	3,163	94.8%
30-45	120	3.6%
46-74	39	1.2%
≥ 75	13	0.4%
Total	3,335	100.0%



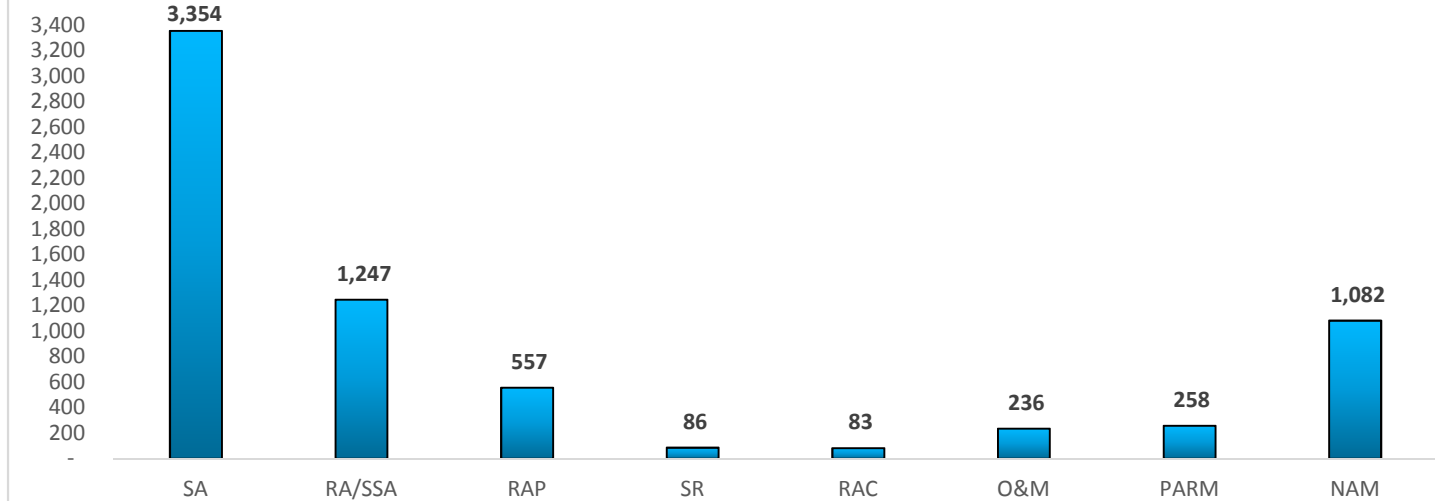
NOTE: THE "CURRENT ELIGIBLE DISCHARGE STATUS" REPORT IS UPDATED AT THE END OF EACH MONTH.

CURRENT ELIGIBLE DISCHARGE STATUS

Current Monthly Cleanup Discharge Status by Sub Phase as of August 31, 2016

Score Range	SA	RA/SSA	RAP	SR	RAC	O&M	PARM	NAM	Grand Total
≤ 29	2,504	438	120	34	24	74	37	104	3,335
30-45	708	290	209	25	4	23	37	304	1,600
46-74	114	439	197	26	44	112	149	546	1,627
≥ 75	28	80	31	1	11	27	35	128	341
Grand Total	3,354	1,247	557	86	83	236	258	1,082	6,903

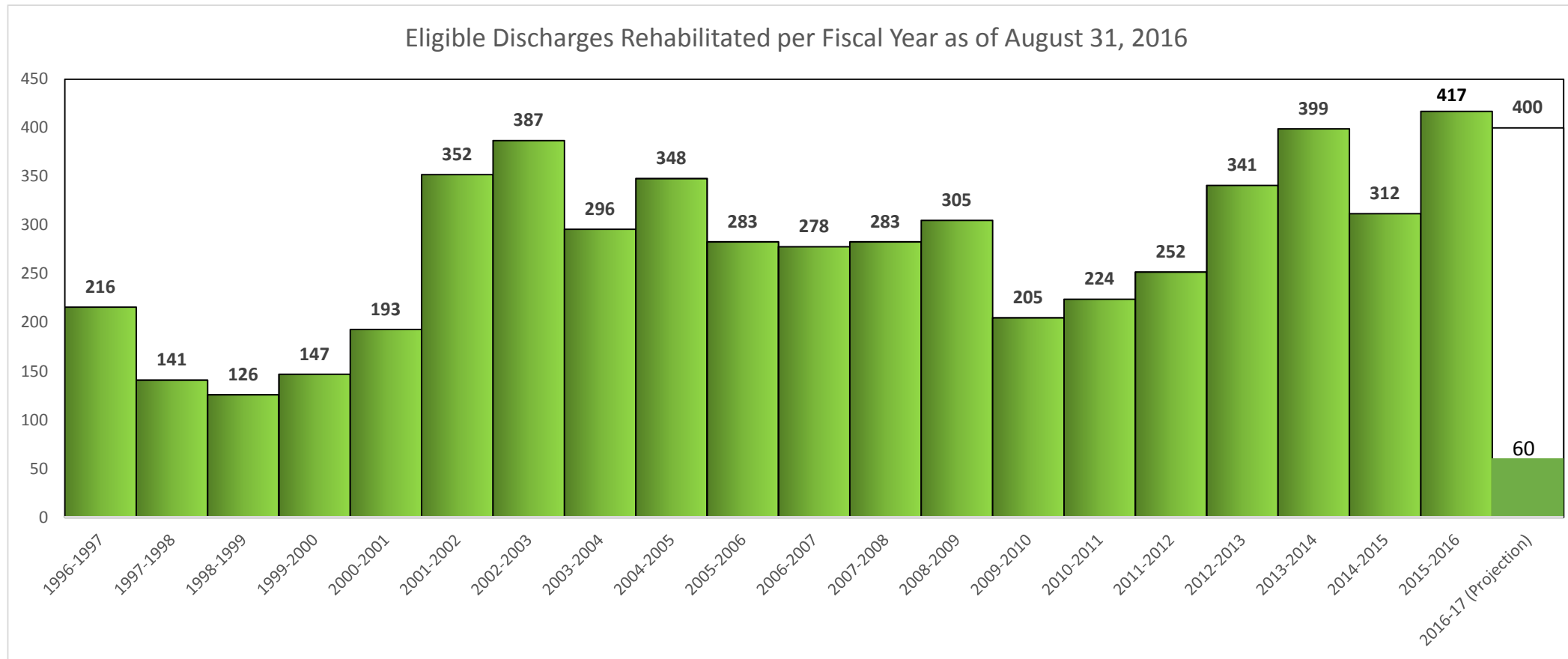
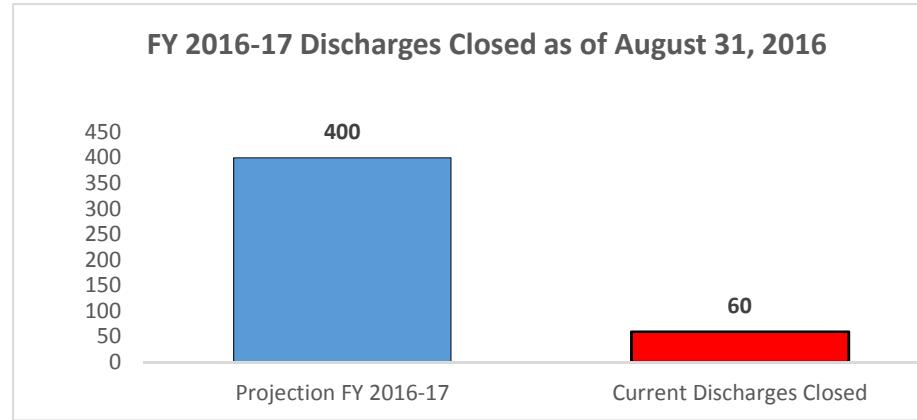
**Current Cleanup Discharge Status by Sub Phase
as of August 31, 2016**



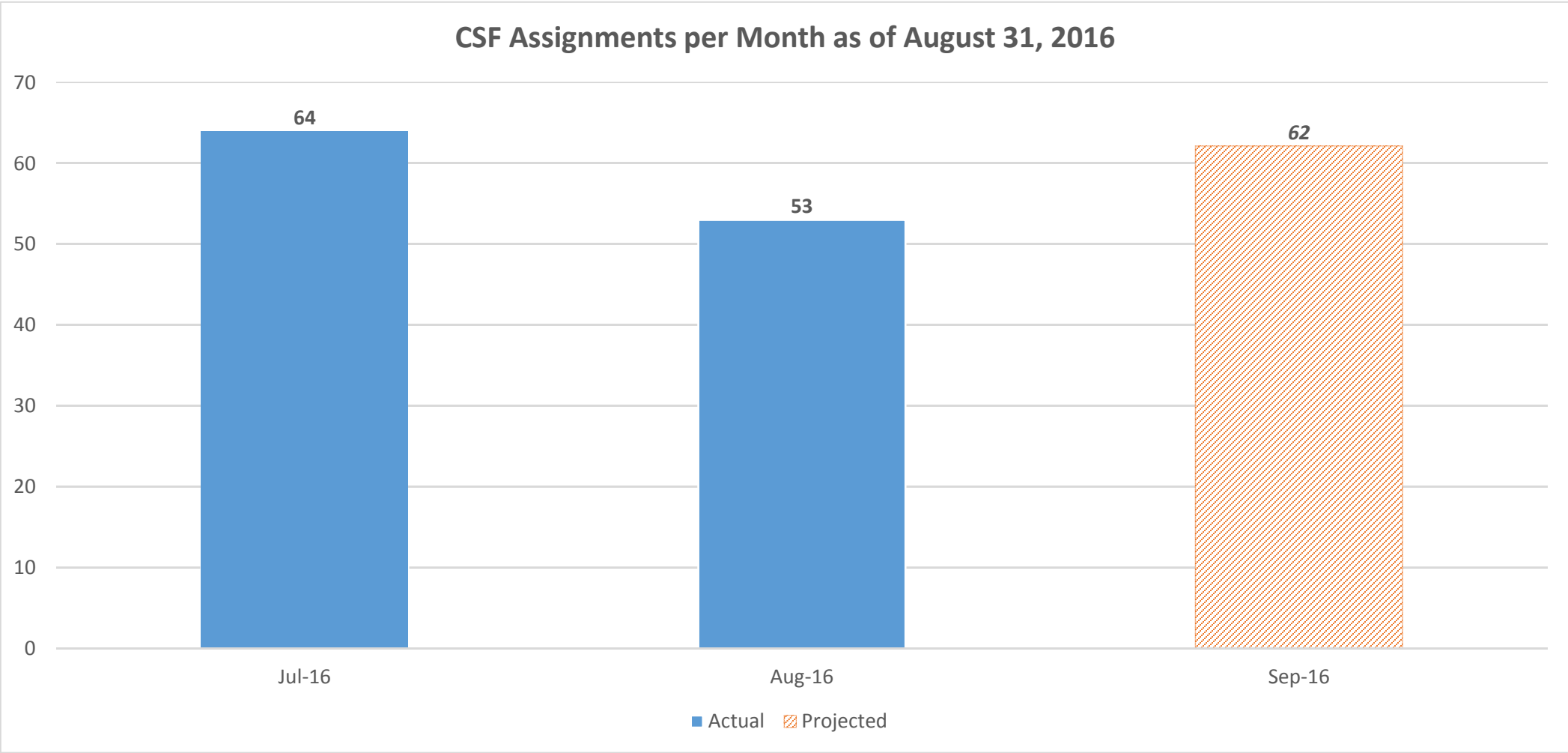
SA	SITE ASSESSMENT
RA/ SSA	REMEDIAL ACTION/ SUPPLEMENTAL SITE
RAP	REMEDIAL ACTION PLAN
SR	SOURCE REMOVAL
RAC	REMEDIAL ACTION CONSTRUCTION
O&M	OPERATION & MAINTENANCE
PARM	POST ACTIVE REMEDIAL MONITORING
NAM	NATURAL ATTENUATION MONITORING

CURRENT ELIGIBLE DISCHARGE STATUS

FY 2016-17 DISCHARGES CLOSED as of August 31, 2016		
Projection FY 2016-17	Current Discharges Closed	Percent
400	60	15.0%



FY 2016-17 CSF ASSIGNMENTS



NOTE: THE "CSF ASSIGNMENTS PER MONTH" REPORT IS UPDATED AT THE END OF EACH MONTH. PROJECTIONS FOR THE NEXT MONTH WILL BE ADDED AT THAT TIME.