

# Current Eligible Discharge Statuses

as of February 28, 2019

Completed (55%)  
10,665

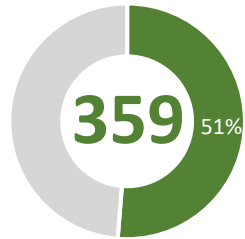
Active (32%)  
6,105

Awaiting (13%)  
2,602



## FY 2018-19 Discharges Closed to Date

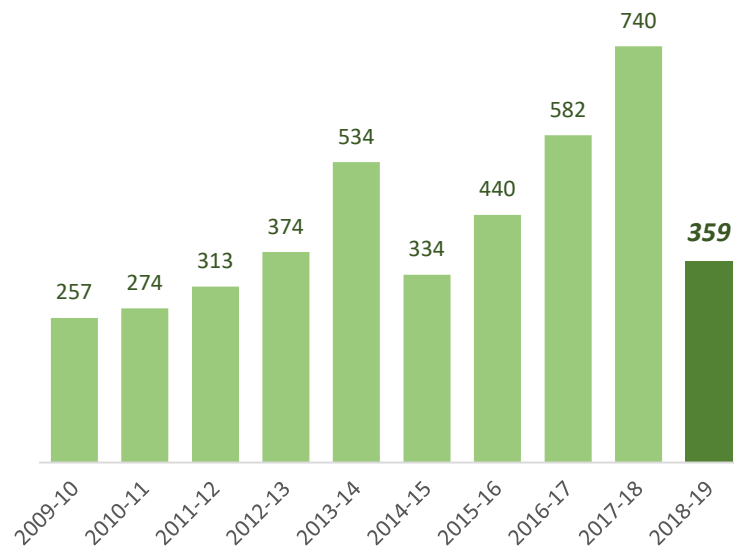
### Total Closed to Date:



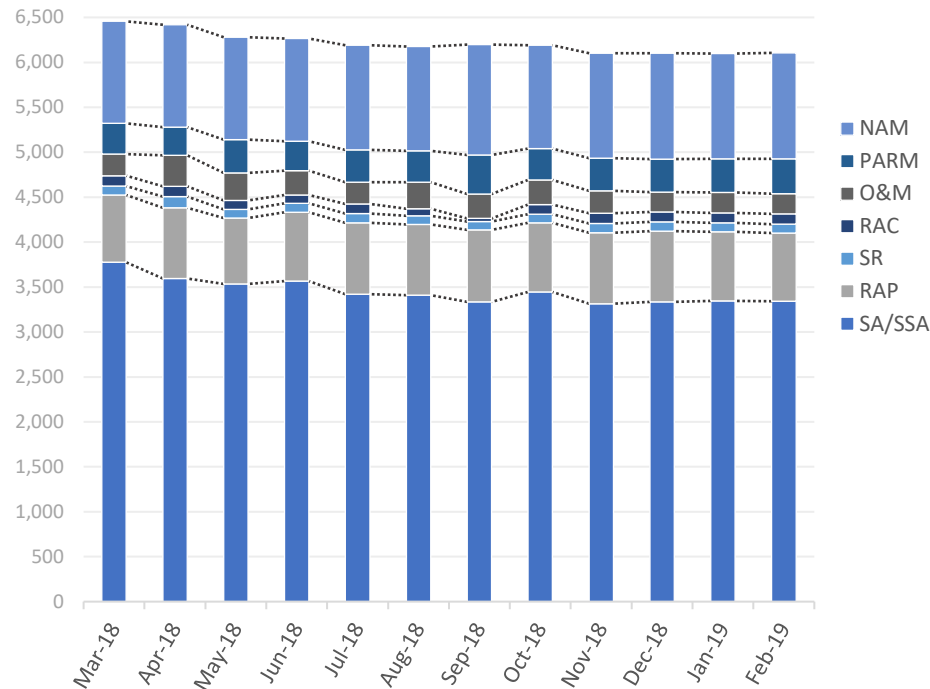
of 700  
projected closures

type	closures	% of total
LNFA	28	8%
NFA/SRCO	323	90%
NFAC	8	2%
NREQ	0	0%

## Discharge Closures by Fiscal Year

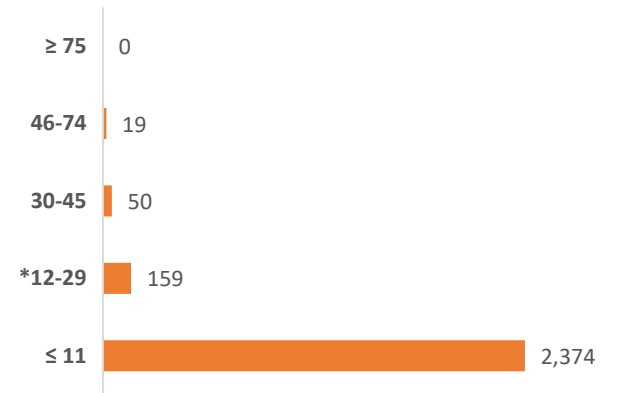


## Monthly Snapshot of Active Discharge Sub-Phases



Sub-Phase	Mar-18	Apr-18	May-18	Jun-18	Jul-18	Aug-18	Sep-18	Oct-18	Nov-18	Dec-18	Jan-19	Feb-19
Site Assessment/Supplemental (SA/SSA)	3,775	3,596	3,533	3,567	3,420	3,409	3,335	3,445	3,315	3,335	3,346	3,341
Remedial Action Plan (RAP)	749	787	735	765	794	788	802	770	790	787	768	760
Source Removal (SR)	99	124	96	99	104	95	90	96	101	104	101	98
Remedial Action Construction (RAC)	116	113	101	95	106	80	36	108	115	110	109	116
Operation & Maintenance (O&M)	240	345	306	270	244	295	272	271	249	221	227	222
Post Active Remedial Monitoring (PARM)	342	314	368	328	358	350	435	351	364	367	377	389
Natural Attenuation Monitoring (NAM)	1,135	1,140	1,139	1,142	1,163	1,160	1,226	1,148	1,167	1,176	1,170	1,179

## Current Inactive Discharge Scores

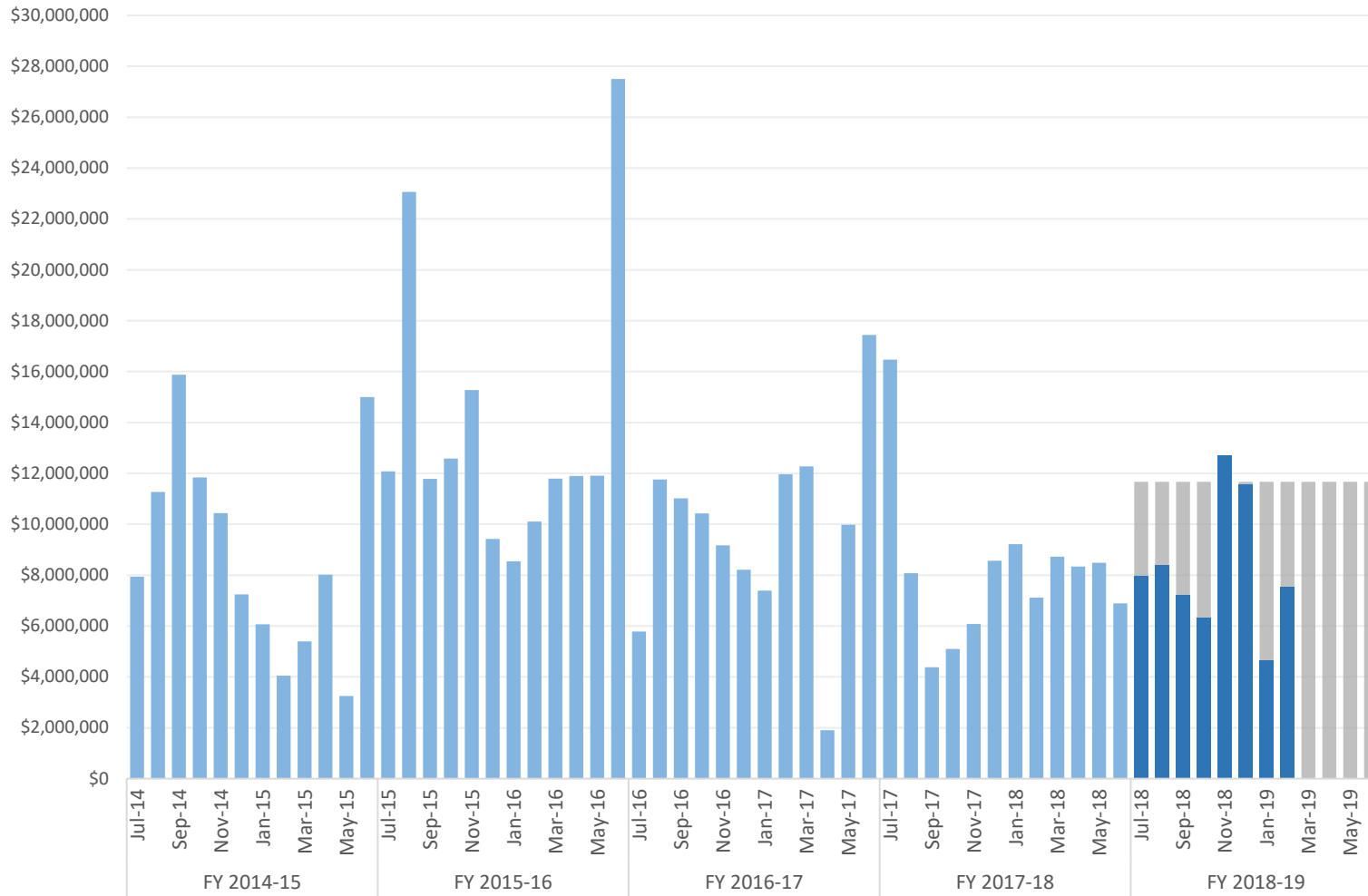


\* The current Priority Score Funding Threshold is 12.

# Encumbrances, Assignments, & Assessments

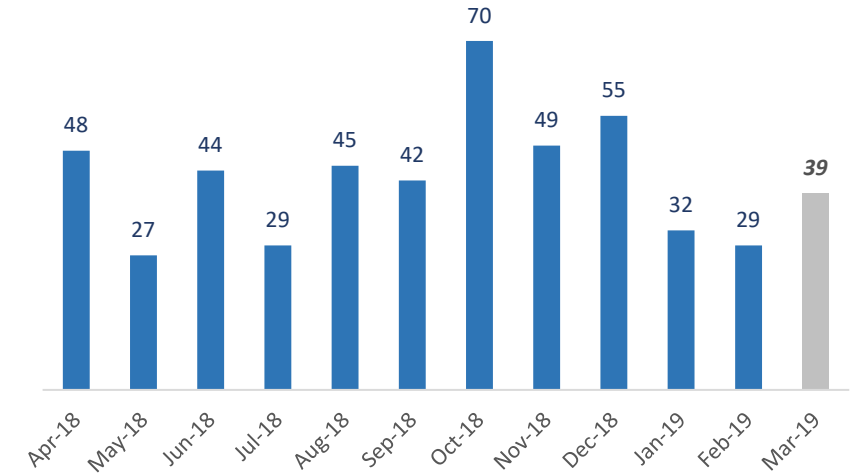
## Monthly Net Encumbrance Amounts *(with FY 18-19 projections)*

as of February 27, 2019



## CSF Assignments by Month *(with 1-month projection)*

as of February 28, 2019



## FY 18-19 New Assessments by Month

as of February 28, 2019

Month	Number of New Assessments
July 2018	42
August 2018	43
September 2018	52
October 2018	39
November 2018	57
December 2018	42
January 2019	45
February 2019	46
March 2019	
April 2019	
May 2019	
June 2019	
<b>Total</b>	<b>366</b>

# Encumbrance Activity

as of February 27, 2019

## FY 2018-19 Encumbrances by Month

Month	FY Projection	Encumbered	*Net Encumbered	Net Percentage
July 2018	\$ 11,667,750	\$ 9,244,371	\$ 7,961,274	68%
August 2018	\$ 11,667,750	\$ 10,471,706	\$ 8,410,410	72%
September 2018	\$ 11,667,750	\$ 9,534,673	\$ 7,212,771	62%
October 2018	\$ 11,667,750	\$ 10,005,636	\$ 6,322,746	54%
November 2018	\$ 11,667,750	\$ 12,081,739	\$ 12,716,100	109%
December 2018	\$ 11,667,750	\$ 10,828,281	\$ 11,554,678	99%
January 2019	\$ 11,667,750	\$ 10,156,061	\$ 4,641,280	40%
February 2019	\$ 11,667,750	\$ 9,083,540	\$ 7,523,416	64%
March 2019	\$ 11,667,750	-	-	0%
April 2019	\$ 11,667,750	-	-	0%
May 2019	\$ 11,667,750	-	-	0%
June 2019	\$ 11,667,248	-	-	0%
<b>Grand Total</b>	<b>\$ 140,012,498</b>	<b>\$ 81,406,006</b>	<b>\$ 66,342,676</b>	<b>47%</b>

## FY 2018-19 Fiscal Activity by Phase

Phase	February 2019		FY to Date	
	Count	Amount	Count	Amount
Low Score Site Initiative	44	\$ 788,714	418	\$ 6,785,684
Site Assessment <i>(including LSA)</i>	72	\$ 2,091,207	626	\$ 22,455,825
Source Removal <i>(including FPR)</i>	8	\$ 2,693,314	59	\$ 13,514,945
Remedial Action Plan <i>(including Pilot Test)</i>	19	\$ 330,538	281	\$ 6,575,740
Remedial Action Construction	12	\$ 2,016,999	92	\$ 14,447,163
Operation & Maintenance	8	\$ 585,558	91	\$ 8,539,131
Post Active Remedial Monitoring	5	\$ 82,394	91	\$ 2,860,694
Natural Attenuation Monitoring	37	\$ 438,089	402	\$ 4,758,253
Well Abandonment/SRCO	7	\$ 56,725	107	\$ 1,468,571
<b>Sub Total</b>	<b>212</b>	<b>\$ 9,083,540</b>	<b>2,167</b>	<b>\$ 81,406,006</b>

## Total Encumbered by Fiscal Year Allocation

Fiscal Year	FCO Appropriation	**Total Encumbered	Appropriation Balance
FY 2017-18 <i>(carry over)</i>	\$ 30,012,498	\$ 30,012,498	\$ 0
FY 2018-19	\$ 110,000,000	\$ 39,993,266	\$ 70,006,734

## FY 2018-19 Net Fiscal Activity

Activity	February 2019	FY to Date
Purchase/Work Orders	\$ 9,083,540	\$ 81,406,006
STCM Change Orders & Adjustments	\$ (1,775,065)	\$ (16,710,267)
Utilities	\$ 214,941	\$ 1,646,937
<b>Total**</b>	<b>\$ 7,523,416</b>	<b>\$ 66,342,676</b>

\* Includes WOs, POs, COs, Utilities & Adjustments.

\*\* Monthly Net Results totals are calculated from PO/WOs sent to F&A; Total Encumbered by Fiscal Year is calculated from all encumbered in STCM.