

FLORIDA COMMUNITIES TRUST

PROJECTS OPEN AND
UNDEVELOPED STATUS
REPORT



Division of State Lands

Land and Recreation Grants

2/3/2020

FLORIDA COMMUNITIES TRUST

PROJECTS OPEN AND UNDEVELOPED STATUS REPORT

The purpose of this survey was to determine grantee compliance with conditions of the management plans and special management conditions. Specifically, Florida Communities Trust (FCT) Staff is working toward providing an accurate count of FCT project sites that are open to the public versus not opened. FCT Staff is also working to determine the extent to which the project sites have been developed per approved management plans.

FCT Staff has identified 515 FCT project sites – individual units acquired with the assistance of FCT grant funds. In some instances, individual parks received more than one FCT grant. Thus, FCT has 515 parks that received a combined 617 grant awards.

The survey results were acquired via SurveyGizmo, email, and direct phone call. Over the course of seven months and continuing, FCT Staff has contacted grant award recipients to complete the survey. By directly contacting grant award recipients for survey participation, FCT Staff has been able to update grantee contact database information. In addition, grantees who have experienced turnover have been educated of their continuous post-completion stewardship responsibilities.

The questions posed for this survey were as follows:

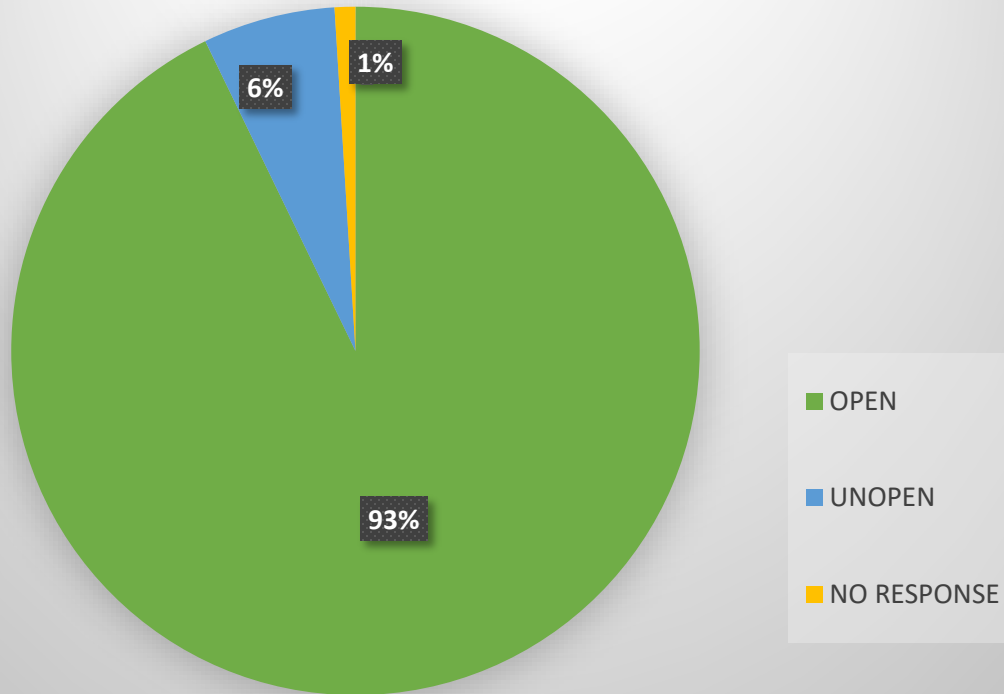
1. Is your project currently open to the public? (Yes/No)
2. On a scale from 0-100%, what percentage has been developed pursuant to your approved management plan?
3. (Optional) Provide any relevant comments on the completion of the project(s).

Results to the optional third question provided FCT Staff with a general idea of project issues regarding management requirement completion. This feedback allowed FCT Staff to better prioritize their time and efforts in responding to grantees. FCT Staff also received positive feedback regarding both project site success, as well as words of gratitude for FCT.

In the following charts, the term “Parks” refers to FCT project sites.

FLORIDA COMMUNITIES TRUST PROJECTS OPEN AND UNDEVELOPED STATUS REPORT

SITES BY PARK: OPEN/UNOPEN



This pie chart represents a summary of projects in which FCT recipients have responded to the survey. It reflects parks that are Open versus Not Open to the public.

99% of FCT recipients have responded:

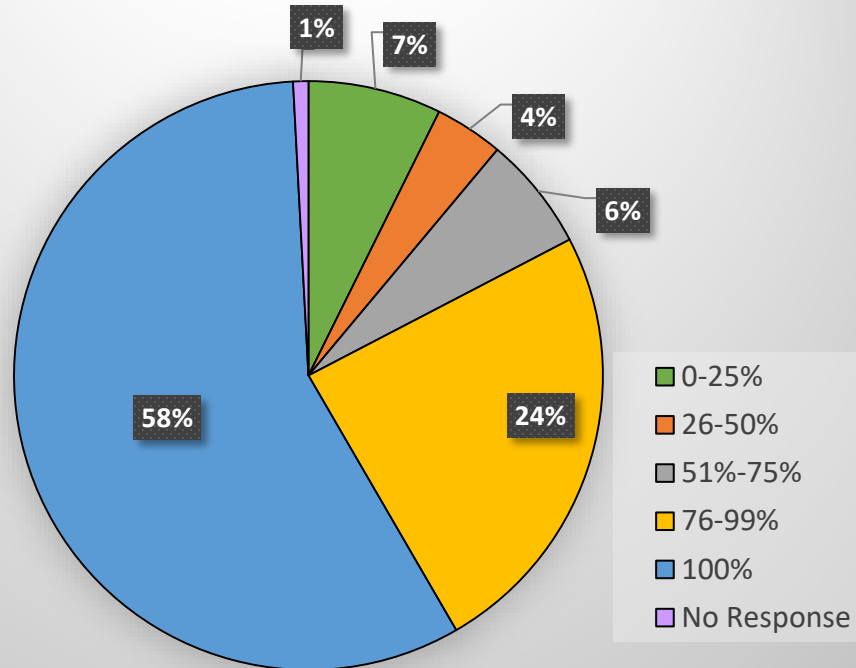
- 93% Open
- 6% Unopen

1% of FCT recipients have not responded.

Thirteen parks reported hurricane damage. These sites were originally open to the public and 100% developed.

FLORIDA COMMUNITIES TRUST PROJECTS OPEN AND UNDEVELOPED STATUS REPORT

SITES BY PARK: OPEN/UNDEVELOPED



This pie chart represents a summary of the 93% of responses whose answers showed Open parks.

Of the 93% of Open parks, FCT recipients have responded that in accordance to their approved management plan, their project has been at developed at the following percentage range:

- 7% are developed at 0 - 25%
- 4% are developed at 26 - 50%
- 6% are developed at 51 - 75%
- 24% are developed at 76-99%
- 58% are developed at 100%

The 1% "No Response" refers to project managers who responded to the survey but have not respond to this item.

FLORIDA COMMUNITIES TRUST

PROJECTS OPEN AND UNDEVELOPED STATUS REPORT

The following data collected represents each response per grant award before 2012, and is organized by annual cycle, within the Florida Communities Trust programs:

- Area of Critical State Concern
- Preservation 2000
- Florida Forever
- Working Waterfronts

These pie charts therefore might represent overlapping project sites by park. This is a result from a site or park that may have been awarded multiple grant awards due to the longevity of developmental phases.

For Reference:

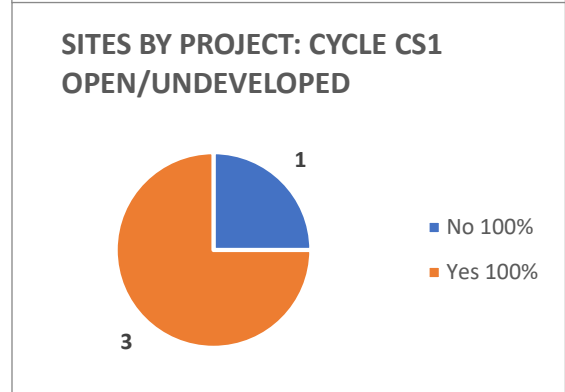
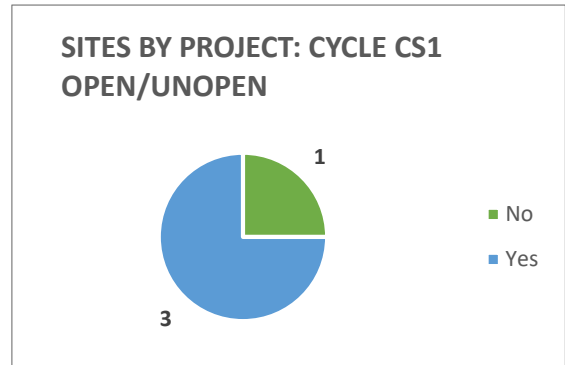
- Yes = Open
- No = Unopen
- Blank = No Response

FLORIDA COMMUNITIES TRUST

PROJECTS OPEN AND UNDEVELOPED STATUS REPORT

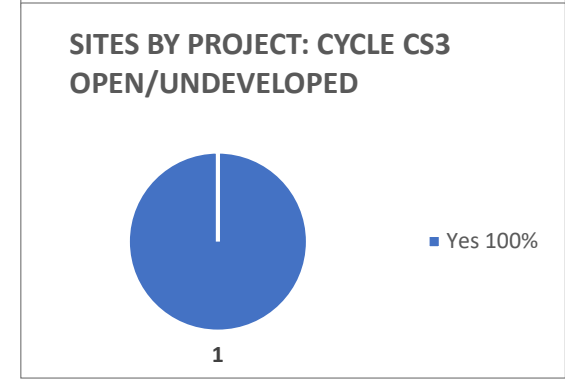
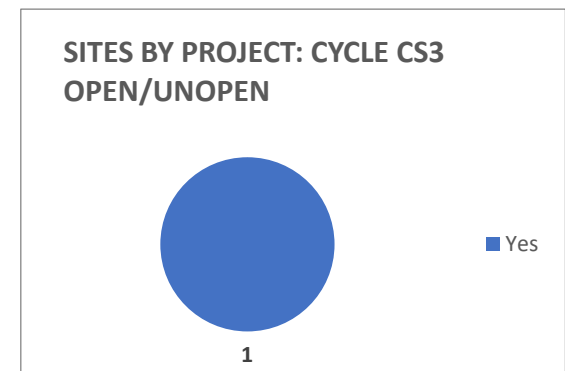
AREA OF CRITICAL STATE CONCERN CYCLES

CS1	
Open/ Unopen	Count of Project Number(s)
No	1
Yes	3
Grand Total	4
Open/ Undeveloped	Count of Project Number(s)
No	1
100%	1
Yes	3
100%	3
Grand Total	4



CS2 – NO CYCLE

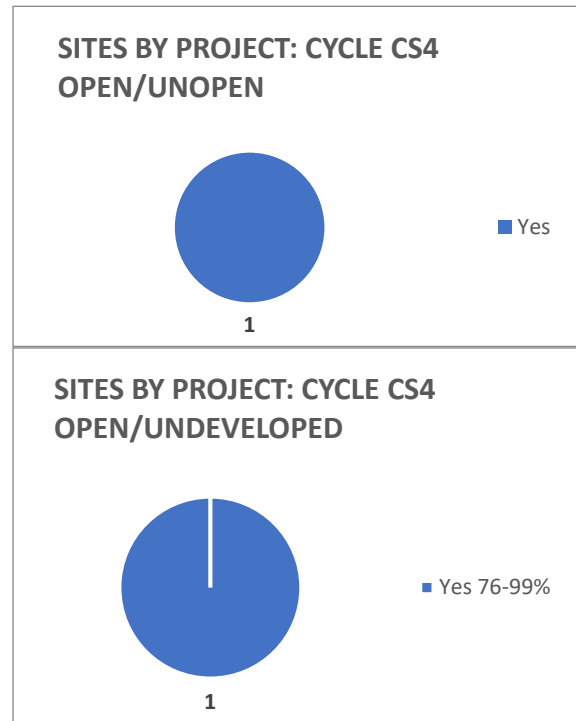
CS3	
Open/ Unopen	Count of Project Number(s)
Yes	1
Grand Total	1
Open/ Undeveloped	Count of Project Number(s)
Yes	1
100%	1
Grand Total	1



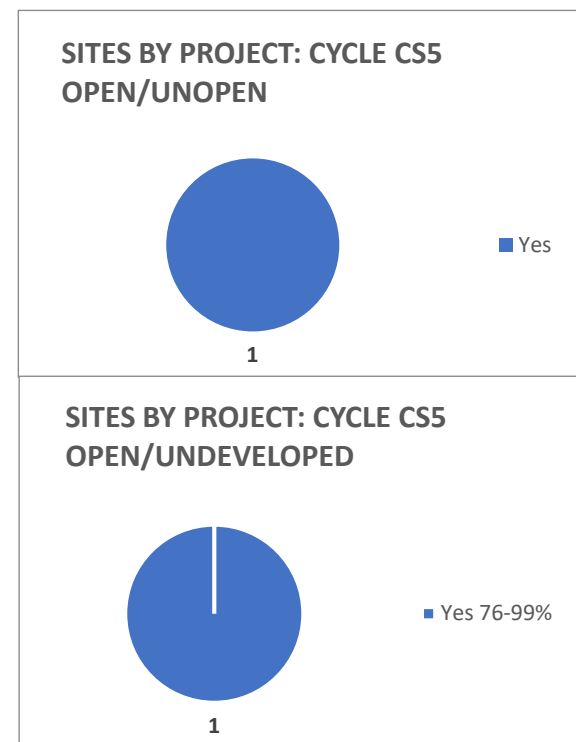
FLORIDA COMMUNITIES TRUST

PROJECTS OPEN AND UNDEVELOPED STATUS REPORT

CS4	
Open/ Unopen	Count of Project Number(s)
Yes	1
Grand Total	1
Open/ Undeveloped	Count of Project Number(s)
Yes	1
76-99%	1
Grand Total	1



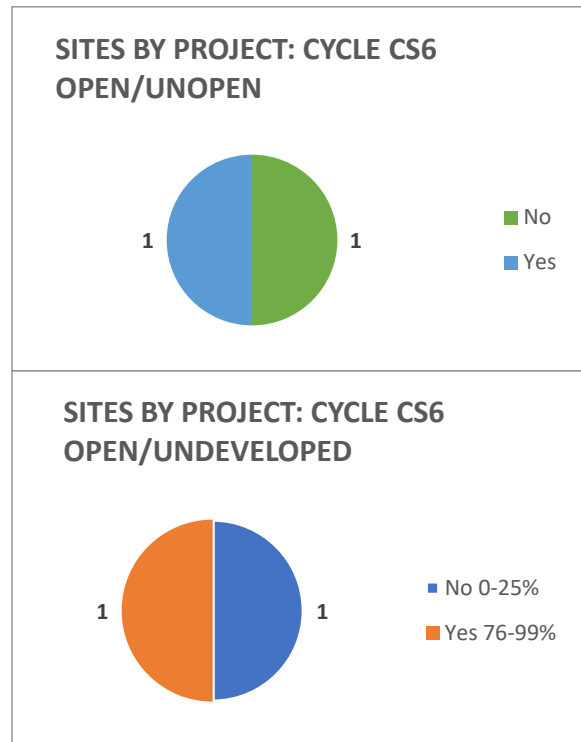
CS5	
Open/ Unopen	Count of Project Number(s)
Yes	1
Grand Total	1
Open/ Undeveloped	Count of Project Number(s)
Yes	1
76-99%	1
Grand Total	1



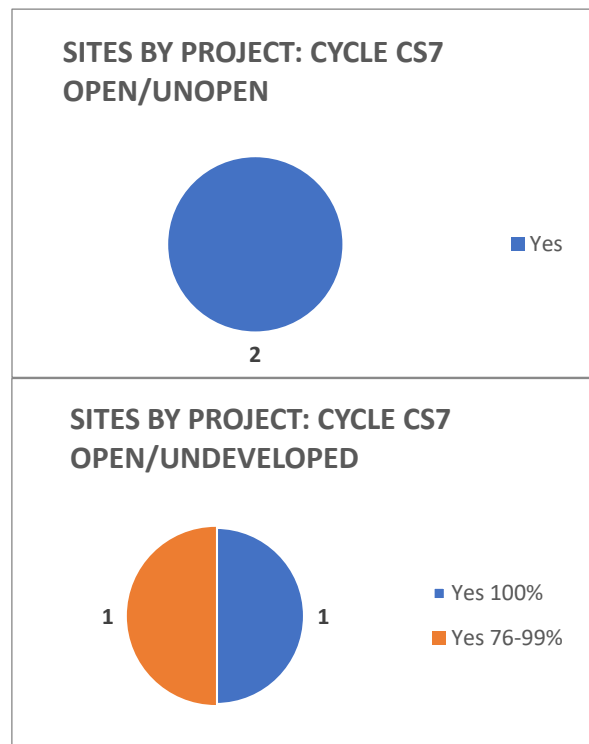
FLORIDA COMMUNITIES TRUST

PROJECTS OPEN AND UNDEVELOPED STATUS REPORT

CS6	
Open/ Unopen	Count of Project Number(s)
No	1
Yes	1
Grand Total	2
Open/ Undeveloped	Count of Project Number(s)
No	1
0-25%	1
Yes	1
76-99%	1
Grand Total	2



CS7	
Open/ Unopen	Count of Project Number(s)
Yes	2
Grand Total	2
Open/ Undeveloped	Count of Project Number(s)
Yes	2
100%	1
76-99%	1
Grand Total	2

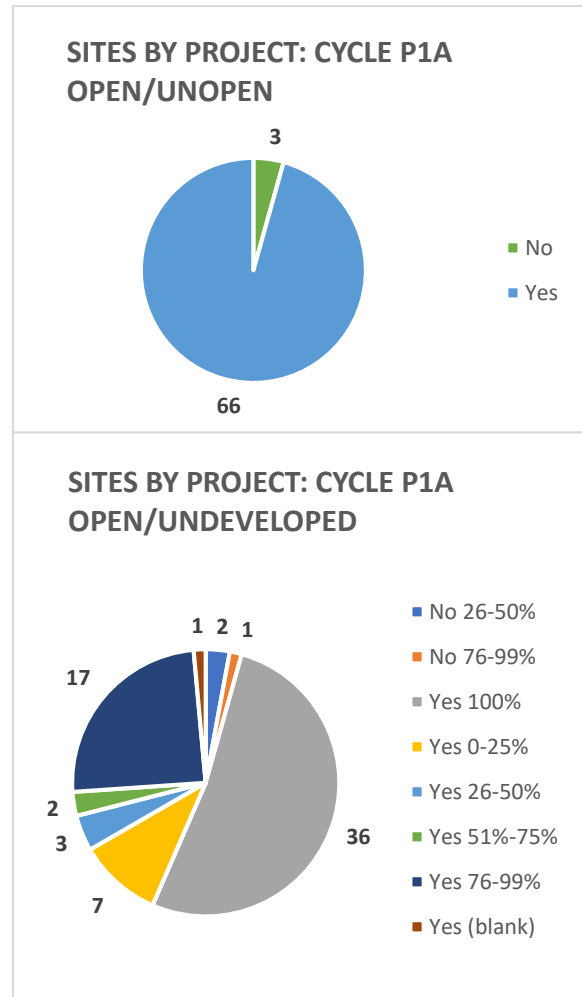


FLORIDA COMMUNITIES TRUST

PROJECTS OPEN AND UNDEVELOPED STATUS REPORT

PRESERVATION 2000 CYCLES

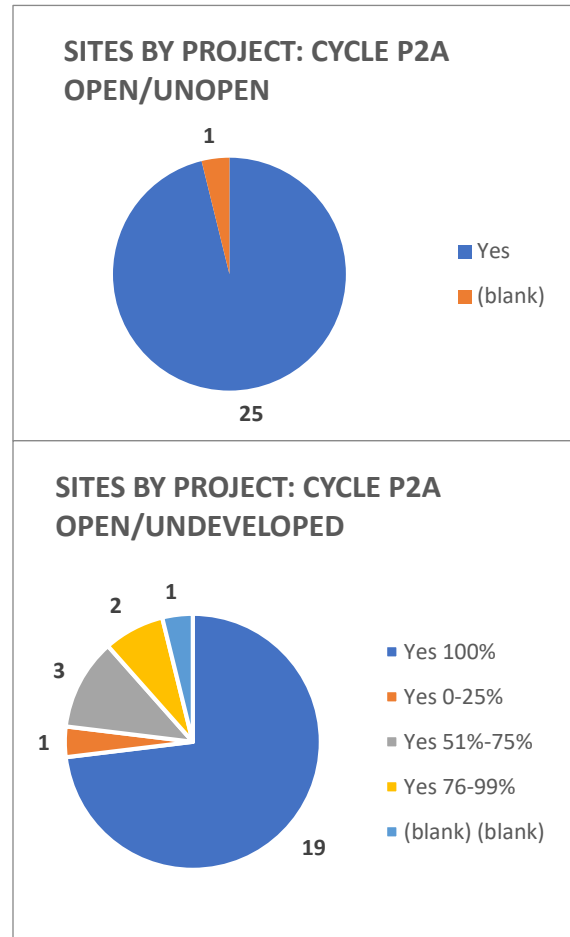
P1A	
Open/ Unopen	Count of Project Number(s)
No	3
Yes	66
Grand Total	69
Open/ Undeveloped	Count of Project Number(s)
No	3
26-50%	2
76-99%	1
Yes	66
100%	36
0-25%	7
26-50%	3
51%-75%	2
76-99%	17
(blank)	1
Grand Total	69



FLORIDA COMMUNITIES TRUST

PROJECTS OPEN AND UNDEVELOPED STATUS REPORT

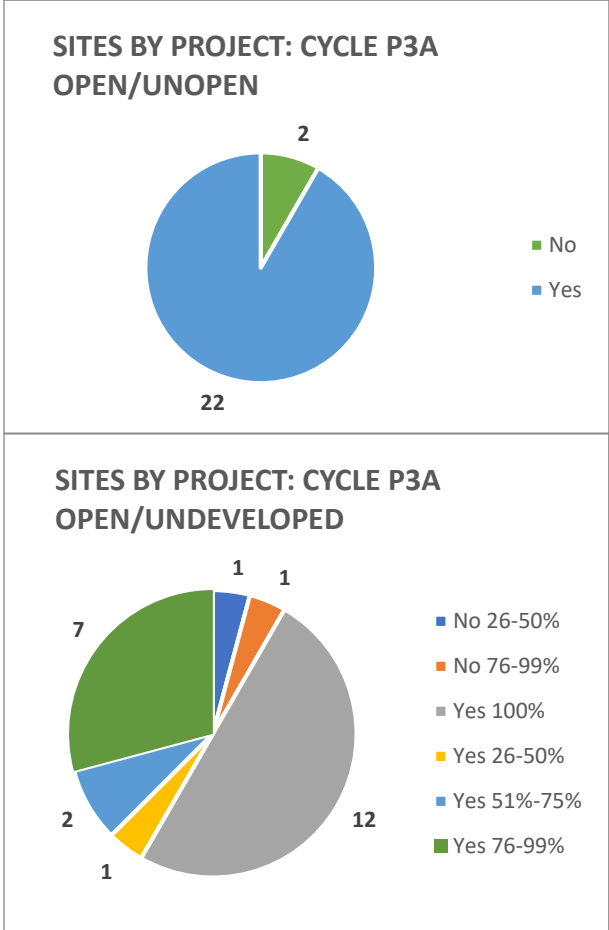
P2A	
Open/ Unopen	Count of Project Number(s)
Yes	25
(blank)	1
Grand Total	26
Open/ Undeveloped	Count of Project Number(s)
Yes	25
100%	19
0-25%	1
51%-75%	3
76-99%	2
(blank)	1
(blank)	1
Grand Total	26



FLORIDA COMMUNITIES TRUST

PROJECTS OPEN AND UNDEVELOPED STATUS REPORT

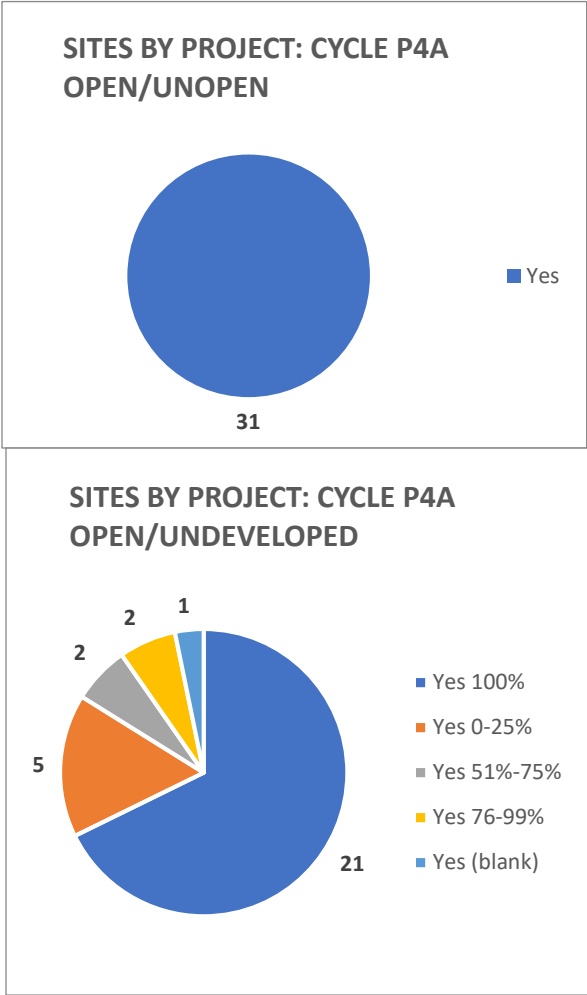
P3A	
Open/ Unopen	Count of Project Number(s)
No	2
Yes	22
Grand Total	24
Open/ Undeveloped	Count of Project Number(s)
No	2
26-50%	1
76-99%	1
Yes	22
100%	12
26-50%	1
51%-75%	2
76-99%	7
Grand Total	24



FLORIDA COMMUNITIES TRUST

PROJECTS OPEN AND UNDEVELOPED STATUS REPORT

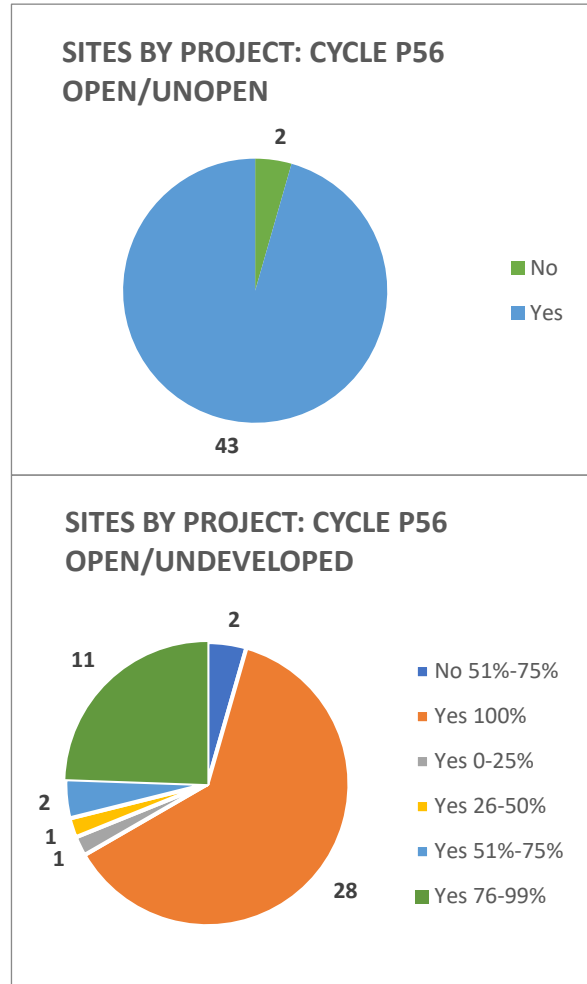
P4A	
Open/ Unopen	Count of Project Number(s)
Yes	31
Grand Total	31
Open/ Undeveloped	Count of Project Number(s)
Yes	31
100%	21
0-25%	5
51%-75%	2
76-99%	2
(blank)	1
Grand Total	31



FLORIDA COMMUNITIES TRUST

PROJECTS OPEN AND UNDEVELOPED STATUS REPORT

P56	
Open/ Unopen	Count of Project Number(s)
No	2
Yes	43
Grand Total	45
Open/ Undeveloped	Count of Project Number(s)
No	2
51%-75%	2
Yes	43
100%	28
0-25%	1
26-50%	1
51%-75%	2
76-99%	11
Grand Total	45

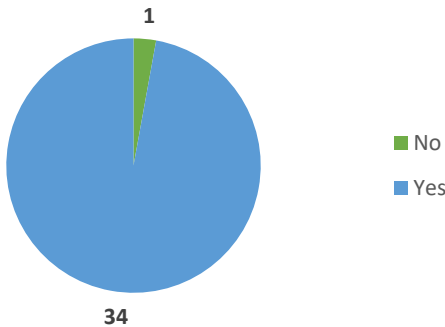


FLORIDA COMMUNITIES TRUST

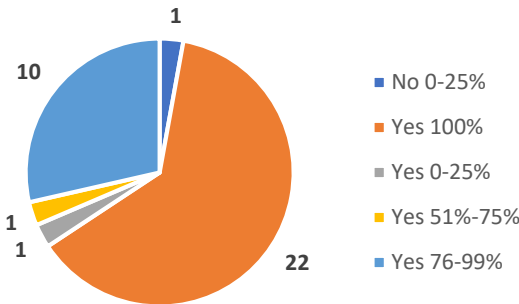
PROJECTS OPEN AND UNDEVELOPED STATUS REPORT

P7A	
Open/ Unopen	Count of Project Number(s)
No	1
Yes	34
Grand Total	35
Open/ Undeveloped	Count of Project Number(s)
No	1
0-25%	1
Yes	34
100%	22
0-25%	1
51%-75%	1
76-99%	10
Grand Total	35

**SITES BY PROJECT: CYCLE P7A
OPEN/UNOPEN**



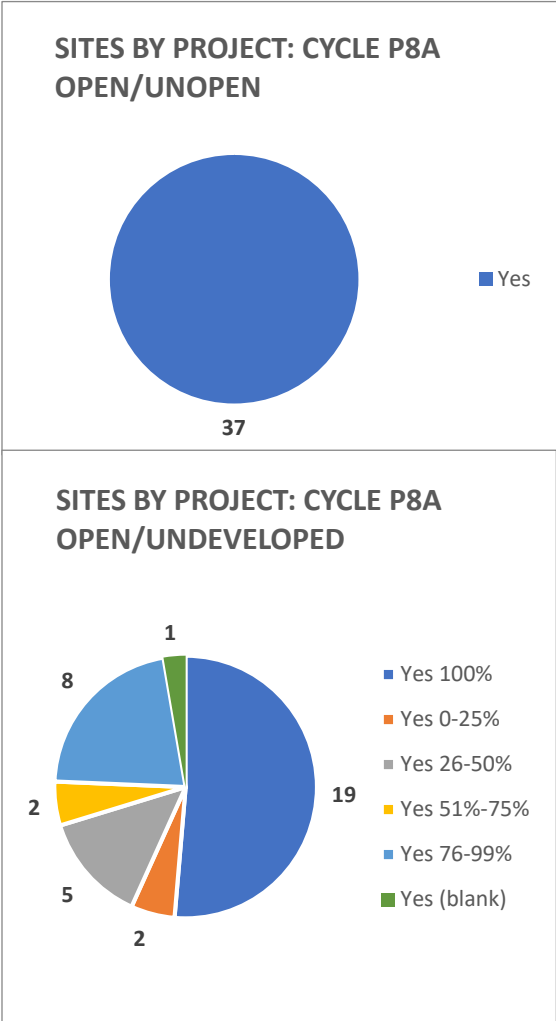
**SITES BY PROJECT: CYCLE P7A
OPEN/UNDEVELOPED**



FLORIDA COMMUNITIES TRUST

PROJECTS OPEN AND UNDEVELOPED STATUS REPORT

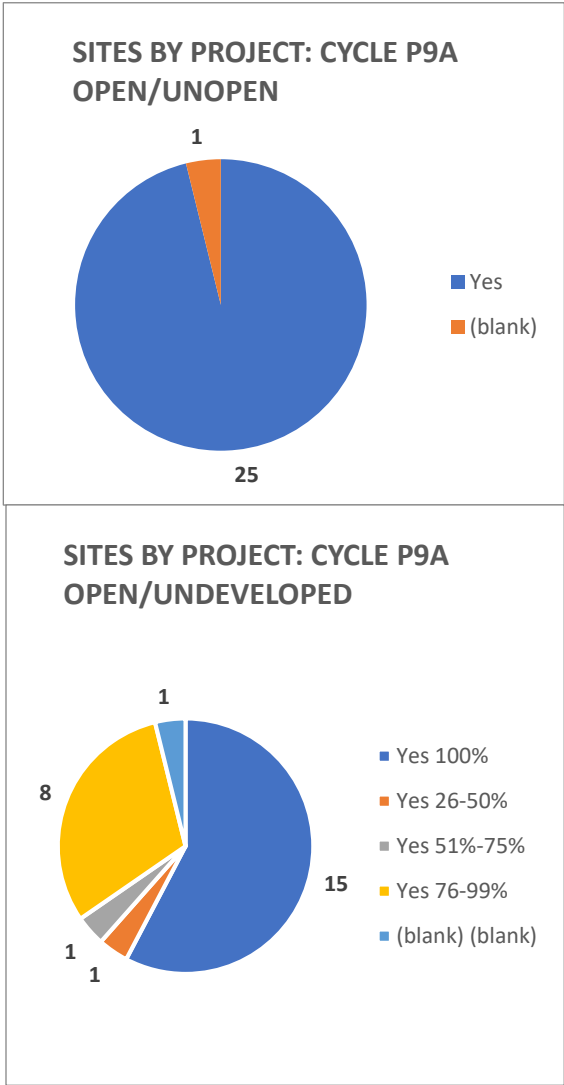
P8A	
Open/ Unopen	Count of Project Number(s)
Yes	37
Grand Total	37
Open/ Undeveloped	Count of Project Number(s)
Yes	37
100%	19
0-25%	2
26-50%	5
51%-75%	2
76-99%	8
(blank)	1
Grand Total	37



FLORIDA COMMUNITIES TRUST

PROJECTS OPEN AND UNDEVELOPED STATUS REPORT

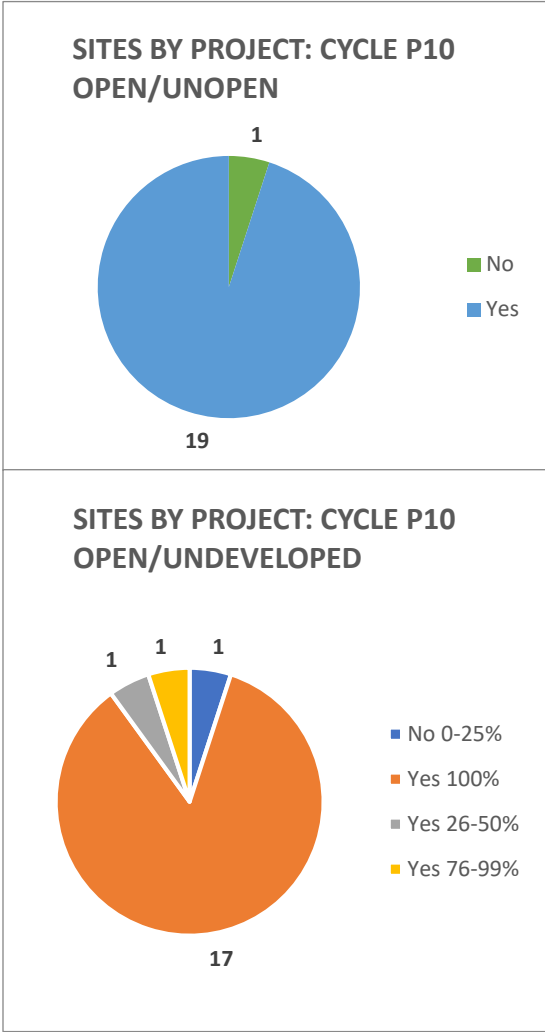
P9A	
Open/ Unopen	Count of Project Number(s)
Yes	25
(blank)	1
Grand Total	26
Open/ Undeveloped	Count of Project Number(s)
Yes	25
100%	15
26-50%	1
51%-75%	1
76-99%	8
(blank)	1
(blank)	1
Grand Total	26



FLORIDA COMMUNITIES TRUST

PROJECTS OPEN AND UNDEVELOPED STATUS REPORT

P10	
Open/ Unopen	Count of Project Number(s)
No	1
Yes	19
Grand Total	20
Open/ Undeveloped	Count of Project Number(s)
No	1
0-25%	1
Yes	19
100%	17
26-50%	1
76-99%	1
Grand Total	20

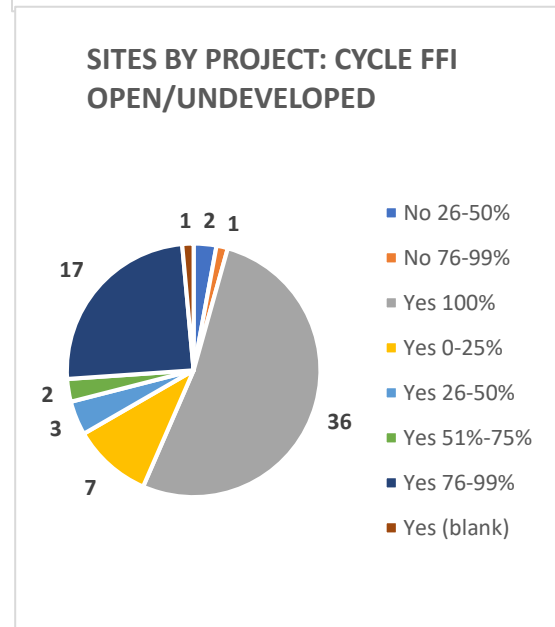
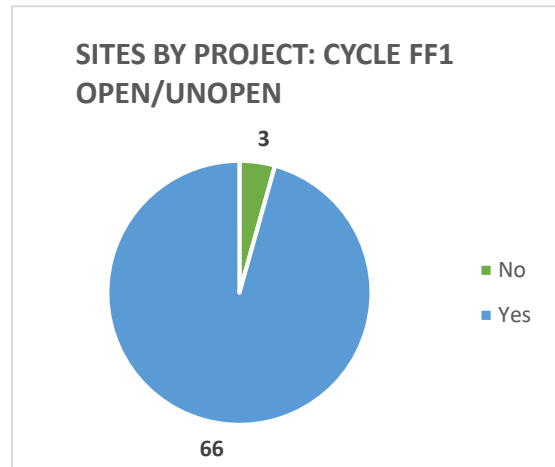


FLORIDA COMMUNITIES TRUST

PROJECTS OPEN AND UNDEVELOPED STATUS REPORT

FLORIDA FOREVER CYCLES

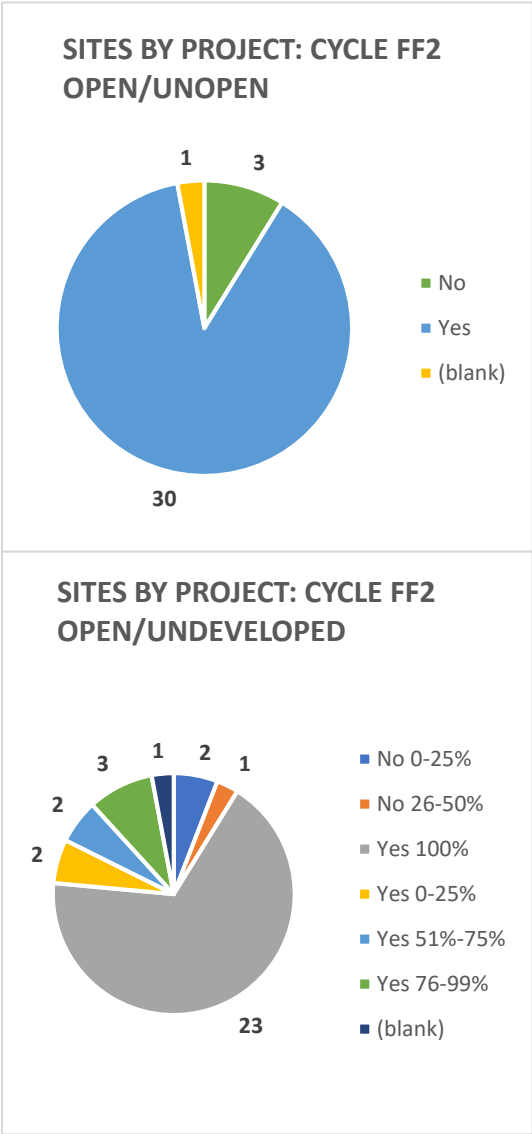
FF1	
Open/ Unopen	Count of Project Number(s)
No	3
Yes	66
Grand Total	69
Open/ Undeveloped	Count of Project Number(s)
No	3
26-50%	2
76-99%	1
Yes	66
100%	36
0-25%	7
26-50%	3
51%-75%	2
76-99%	17
(blank)	1
Grand Total	69



FLORIDA COMMUNITIES TRUST

PROJECTS OPEN AND UNDEVELOPED STATUS REPORT

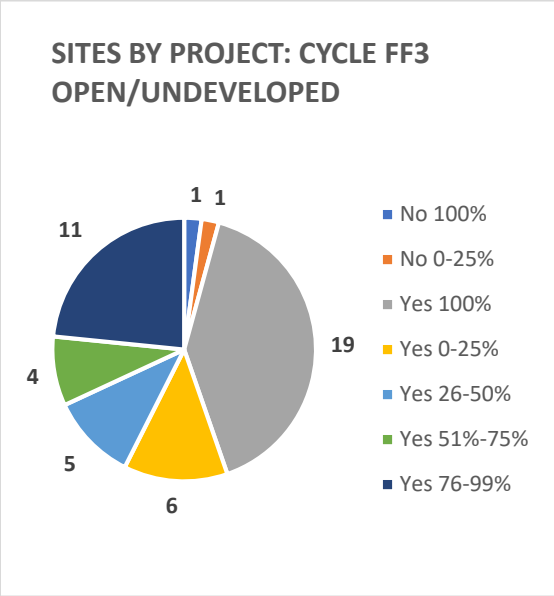
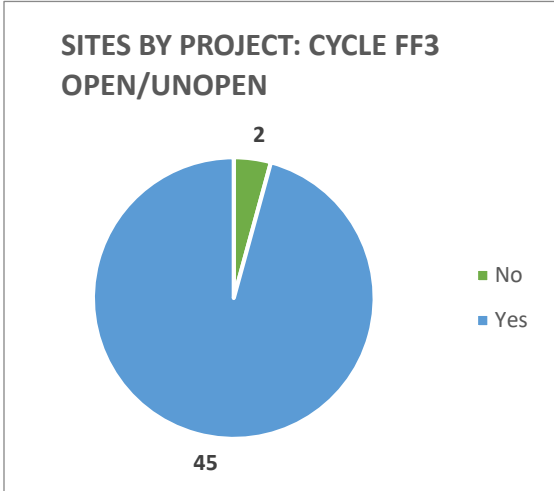
FF2	
Open/ Unopen	Count of Project Number(s)
No	3
Yes	30
(blank)	1
Grand Total	34
Open/ Undeveloped	Count of Project Number(s)
No	3
0-25%	2
26-50%	1
Yes	30
100%	23
0-25%	2
51%-75%	2
76-99%	3
(blank)	1
Grand Total	34



FLORIDA COMMUNITIES TRUST

PROJECTS OPEN AND UNDEVELOPED STATUS REPORT

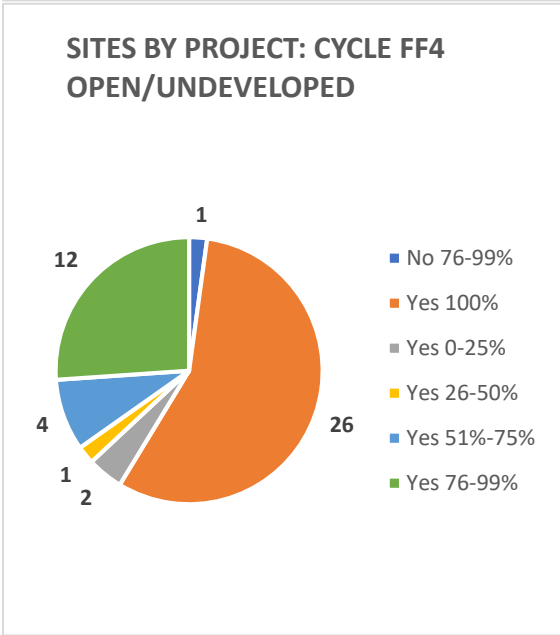
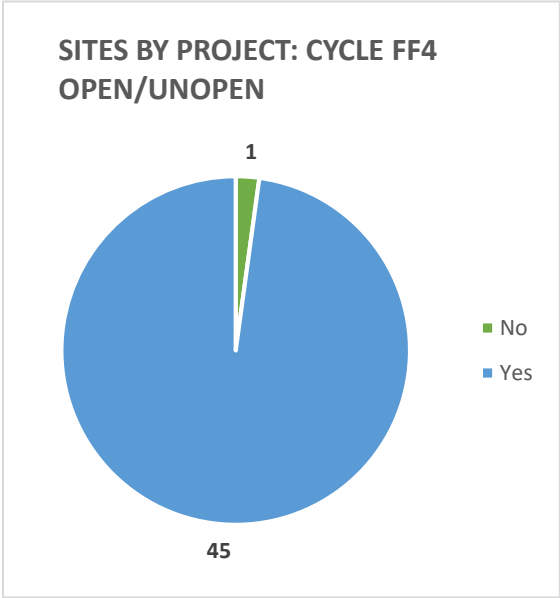
FF3	
Open/ Unopen	Count of Project Number(s)
No	2
Yes	45
Grand Total	47
Open/ Undeveloped	Count of Project Number(s)
No	2
100%	1
0-25%	1
Yes	45
100%	19
0-25%	6
26-50%	5
51%-75%	4
76-99%	11
Grand Total	47



FLORIDA COMMUNITIES TRUST

PROJECTS OPEN AND UNDEVELOPED STATUS REPORT

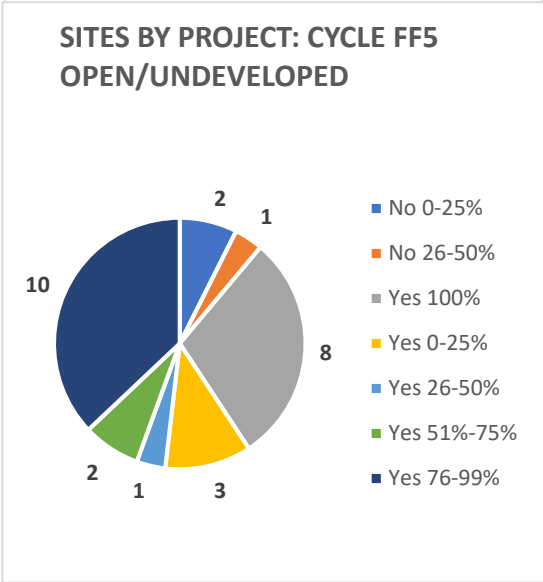
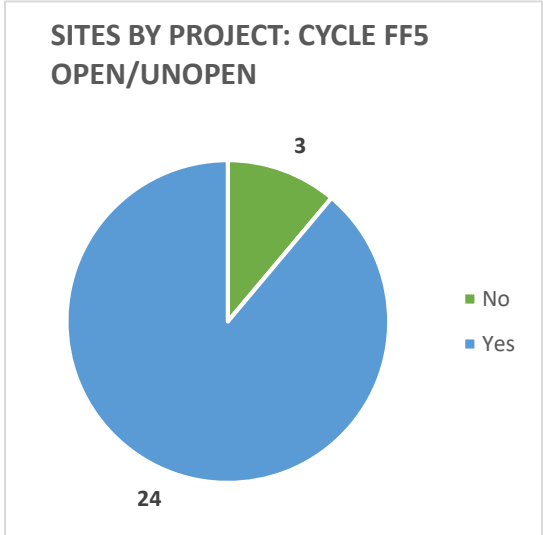
FF4	
Open/ Unopen	Count of Project Number(s)
No	1
Yes	45
Grand Total	46
Open/ Undeveloped	Count of Project Number(s)
No	1
76-99%	1
Yes	45
100%	26
0-25%	2
26-50%	1
51%-75%	4
76-99%	12
Grand Total	46



FLORIDA COMMUNITIES TRUST

PROJECTS OPEN AND UNDEVELOPED STATUS REPORT

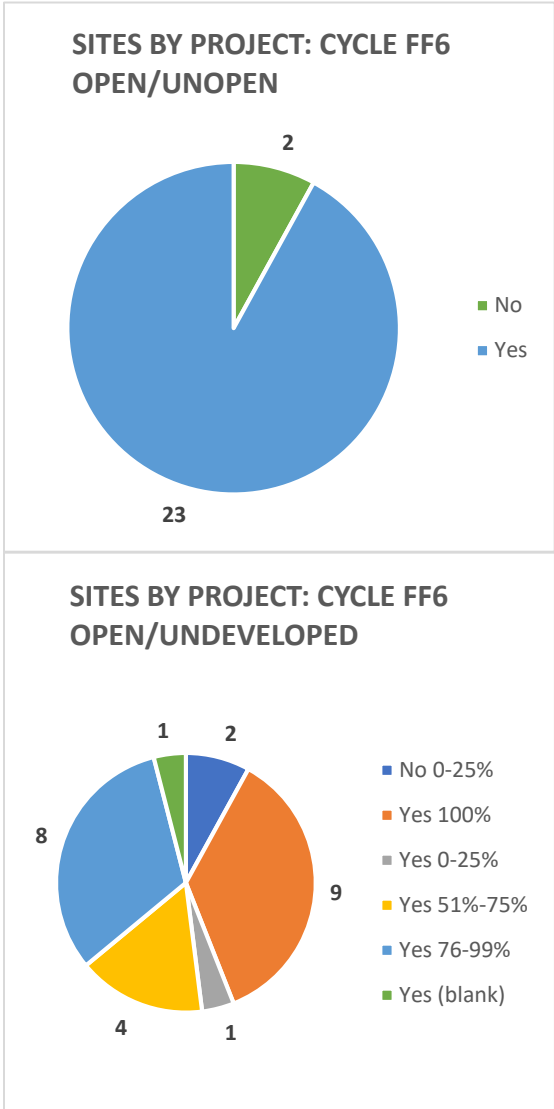
FF5	
Open/ Unopen	Count of Project Number(s)
No	3
Yes	24
Grand Total	27
Open/ Undeveloped	Count of Project Number(s)
No	3
0-25%	2
26-50%	1
Yes	24
100%	8
0-25%	3
26-50%	1
51%-75%	2
76-99%	10
Grand Total	27



FLORIDA COMMUNITIES TRUST

PROJECTS OPEN AND UNDEVELOPED STATUS REPORT

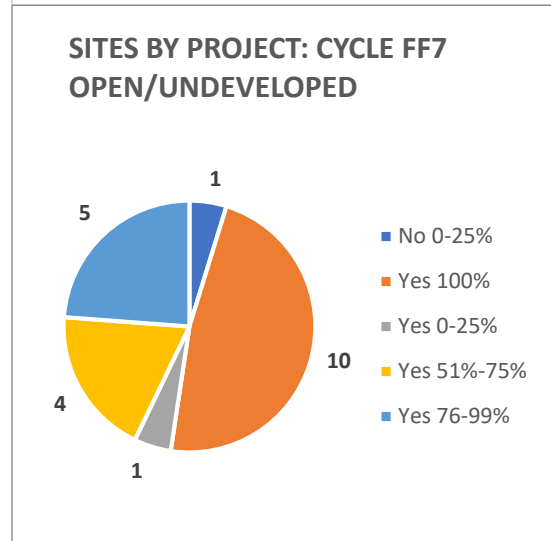
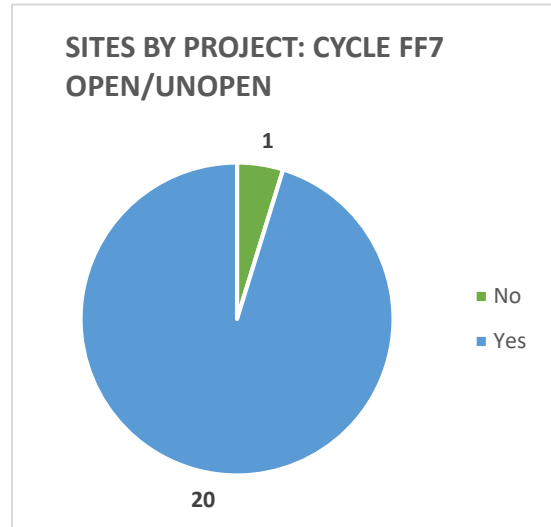
FF6	
Open/ Unopen	Count of Project Number(s)
No	2
Yes	23
Grand Total	25
Open/ Undeveloped	Count of Project Number(s)
No	2
0-25%	2
Yes	23
100%	9
0-25%	1
51%-75%	4
76-99%	8
(blank)	1
Grand Total	25



FLORIDA COMMUNITIES TRUST

PROJECTS OPEN AND UNDEVELOPED STATUS REPORT

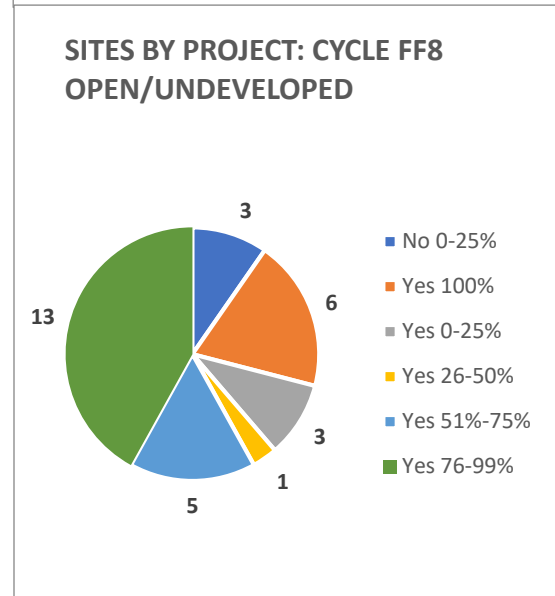
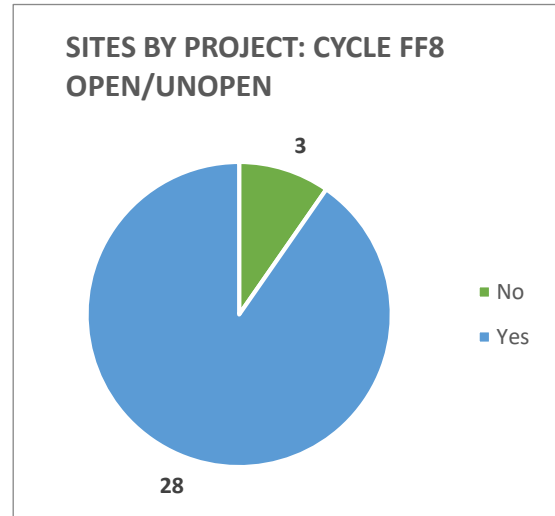
FF7	
Open/ Unopen	Count of Project Number(s)
No	1
Yes	20
Grand Total	21
Open/ Undeveloped	Count of Project Number(s)
No	1
0-25%	1
Yes	20
100%	10
0-25%	1
51%-75%	4
76-99%	5
Grand Total	21



FLORIDA COMMUNITIES TRUST

PROJECTS OPEN AND UNDEVELOPED STATUS REPORT

FF8	
Open/ Unopen	Count of Project Number(s)
No	3
Yes	28
Grand Total	31
Open/ Undeveloped	Count of Project Number(s)
No	3
0-25%	3
Yes	28
100%	6
0-25%	3
26-50%	1
51%-75%	5
76-99%	13
Grand Total	31



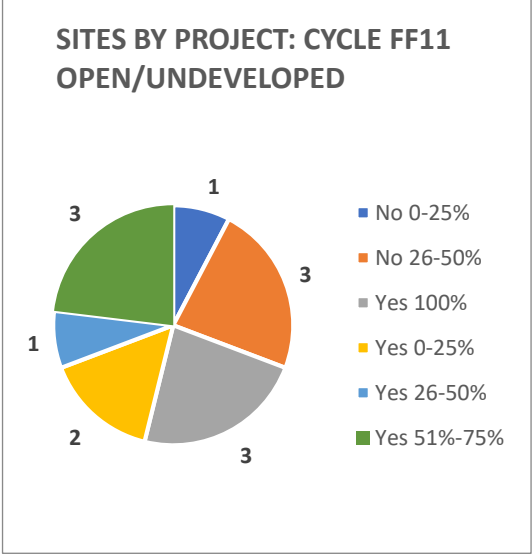
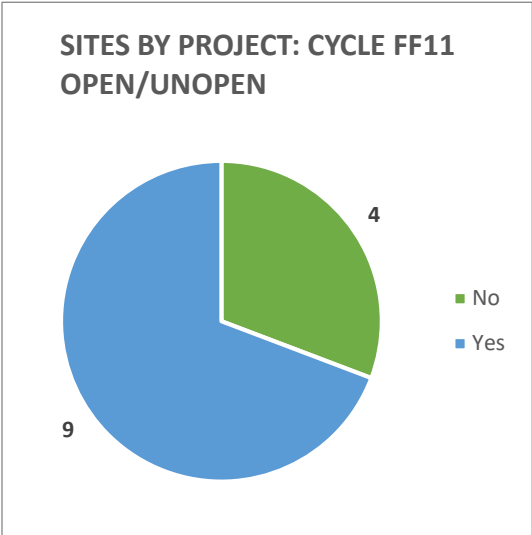
FLORIDA COMMUNITIES TRUST

PROJECTS OPEN AND UNDEVELOPED STATUS REPORT

FF9 - NO CYCLE

FF10 - NO CYCLE

FF11	
Open/ Unopen	Count of Project Number(s)
No	4
Yes	9
Grand Total	13
Open/ Undeveloped	Count of Project Number(s)
No	4
0-25%	1
26-50%	3
Yes	9
100%	3
0-25%	2
26-50%	1
51%-75%	3
Grand Total	13

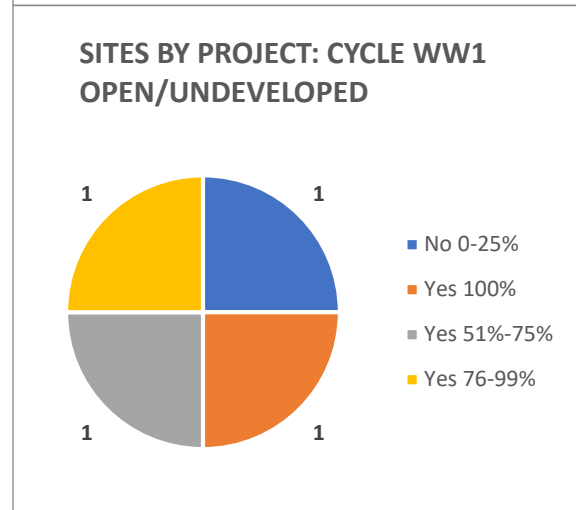
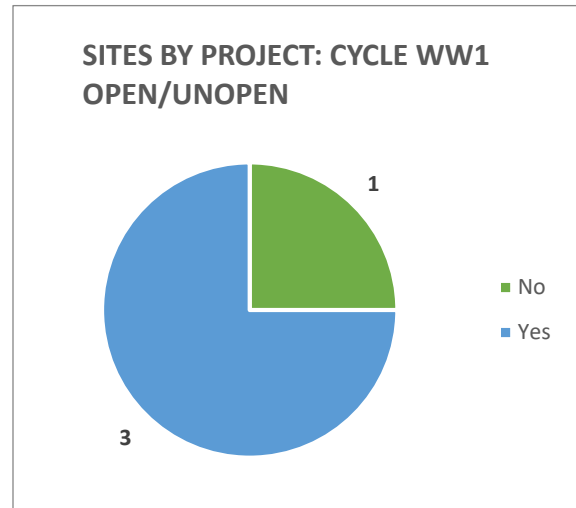


FLORIDA COMMUNITIES TRUST

PROJECTS OPEN AND UNDEVELOPED STATUS REPORT

WORKING WATERFRONT CYCLE

WW1	
Open/ Unopen	Count of Project Number(s)
No	1
Yes	3
Grand Total	4
Open/ Undeveloped	Count of Project Number(s)
No	1
0-25%	1
Yes	3
100%	1
51%-75%	1
76-99%	1
Grand Total	4



FLORIDA COMMUNITIES TRUST

PROJECTS OPEN AND UNDEVELOPED STATUS REPORT

County	Recipient	Individual Project Name	Project Number(s)	OPEN. Y/N	Development %
Alachua	Alachua Conservation Trust	Blues Creek Ravine	01-141-FF1	No	26-50%
Alachua	Alachua Conservation Trust	Lake Tuscawilla	04-071-FF4	Yes	76-99%
Alachua	Alachua Conservation Trust	Prairie Creek Basin	06-096-FF6	Yes	76-99%
Alachua	Alachua Conservation Trust	Santa Fe River Preserve and Trail	08-082-FF8	Yes	100%
Alachua	Alachua Conservation Trust	Upper Santa Fe River Corridor	16-016-UA17	Yes	76-99%
Alachua	Alachua County	Barr Hammock, Ledwith/Levy Prairies	06-110-FF6; 07-114-FF7	Yes	76-99%
Alachua	Alachua County	Mill Creek Preserve	02-043-FF2	Yes	100%
Alachua	Alachua County	Phifer Flatwoods	07-115-FF7	Yes	100%
Alachua	Alachua County	Sweetwater Preserve (pka Paynes Prairie Sweetwater Addition)	05-024-FF5	Yes	76-99%
Alachua	Alachua County	Turkey Creek Hammock	11-021-FF11	No	26-50%
Alachua	City of Alachua	San Felasco Conservation	02-089-FF2	Yes	100%

FLORIDA COMMUNITIES TRUST

PROJECTS OPEN AND UNDEVELOPED STATUS REPORT

County	Recipient	Individual Project Name	Project Number(s)	OPEN. Y/N	Development %
		Corridor - Alachua Phase			
Alachua	City of Gainesville	Cofrin Nature Park (Beville Creek)	01-149-FF1	Yes	76-99%
Alachua	City of Gainesville	Depot Park (pka Depot Junction)	99-039-P9A		
Alachua	City of Gainesville	Duval Neighborhood Regional Stormwater Park	02-077-FF2		
Alachua	City of Gainesville	Hogtown Creek Greenway/6 separate parks: 29th Rd, Loblolly Woods, Sugarfoot Prairie, Forest Park, Split Rock & Broken Arrow Bluff	91-049-P1A	Yes	76-99%
Alachua	City of Gainesville	Hogtown Creek Headwaters	06-095-FF6	Yes	76-99%
Alachua	City of Hawthorne / Putnam Land Conservancy	Little Orange Creek	08-085-FF8	Yes	100%
Alachua	Town of Micanopy	Micanopy Native American Heritage Preserve	01-103-FF1	Yes	

FLORIDA COMMUNITIES TRUST

PROJECTS OPEN AND UNDEVELOPED STATUS REPORT

County	Recipient	Individual Project Name	Project Number(s)	OPEN. Y/N	Development %
Baker	Baker County Board of County Commissioners	St Mary's Shoals Ph I & II	03-040-FF3; 08-069-FF8	Yes	0-25%
Bay	Bay County	Richard Seltzer Park (pka Thomas Drive Beach Access)	92-021-P2A	Yes	100%
Bay	City of Mexico Beach	Parker Tract	92-042-P2A		
Bay	City of Panama City	Oaks by the Bay	93-027-P3A	Yes	76-99%
Bay	City of Panama City	Sweetbay Wetlands	93-026-P3A	No	76-99%
Bay	City of Panama City	Venetian Sunset Park	96-025-P7A	Yes	76-99%
Bay	City of Panama City Beach	Pier Park (includes Aaron Bessant, Frank Brown & Beach Front parks)	01-150-FF1	Yes	100%
Bay	City of Parker	Parker Environmental Exploratorium	96-006-P7A	No	0-25%
Bay	City of Parker & Bay County	Coral Bean Addition Under the Oaks Park	01-153-FF1	Yes	0-25%
Brevard	Brevard County	Max K. Rodes Park	05-030-FF5	Yes	100%
Brevard	Brevard County	Veterans Memorial Park Expansion	11-031-FF11	Yes	100%

FLORIDA COMMUNITIES TRUST

PROJECTS OPEN AND UNDEVELOPED STATUS REPORT

County	Recipient	Individual Project Name	Project Number(s)	OPEN. Y/N	Development %
Brevard	Brevard County - City of Palm Bay	Turkey Creek Sanctuary	91-016-P1A	Yes	51%-75%
Brevard	Brevard County/City of Cocoa Beach	Thousand Islands Conservation Area	06-080-FF6	Yes	
Brevard	City of Cape Canaveral	Banana River Park	96-062-P7A	Yes	100%
Brevard	City of Cape Canaveral	Manatee Sanctuary	95-019-P56	Yes	100%
Brevard	City of Cocoa	Cocoa Conservation Area	01-077-FF1	Yes	0-25%
Brevard	City of Cocoa Beach	Maritime Hammock Preserve	03-035-FF3	Yes	76-99%
Brevard	City of Melbourne	Eau Gallie Square	03-020-FF3	Yes	100%
Brevard	City of Palm Bay	Ais Lookout Point	95-064-P56	Yes	51%-75%
Brevard	City of Palm Bay	AIS Trail Park (aka Turkey Creek Blueway)	96-059-P7A	Yes	100%
Brevard	City of Palm Bay	Castaway Point	96-060-P7A	Yes	100%
Brevard	City of Rockledge	Anderson Stormwater Park	06-001-FF6	Yes	100%
Brevard	City of Satellite Beach	Oceanfront Wildlife & Habitat Preservation Park	98-044-P8A; 99-044-P9A	Yes	100%
Brevard	City of Titusville	Kirk Point Park (Molitor Property)	06-055-FF6	Yes	100%

FLORIDA COMMUNITIES TRUST

PROJECTS OPEN AND UNDEVELOPED STATUS REPORT

County	Recipient	Individual Project Name	Project Number(s)	OPEN. Y/N	Development %
Brevard	City of Titusville	Space View Park aka Downtown Stormwater Park	02-038-FF2	Yes	100%
Brevard	Town of Indialantic	Wavecrest Park Extension	95-079-P56	Yes	100%
Brevard	Town of Malabar	Malabar Sanctuary Greenway Phase I and II	95-063-P56; 96-019-P7A	Yes	76-99%
Brevard	Town of Melbourne Beach	Melbourne Beach Loggerhead Park	98-076-P8A	Yes	100%
Brevard	Town of Palm Shores	Shoreside Park	01-065-FF1	Yes	100%
Brevard	Brevard County	Blue Crab Cove	08-002- WW1	Yes	76-99%
Broward	Broward County	Central Broward Regional Park	02-002-FF2; 06-011-FF6	Yes	100%
Broward	Broward County	Helene Klein Pineland Preseve	03-011-FF3	Yes	100%
Broward	Broward County	Highlands Scrub Addition	03-010-FF3	Yes	76-99%
Broward	Broward County	Hillsboro Pineland Environmental Park	03-012-FF3	Yes	100%
Broward	Broward County	Hollywood North Beach 2 (Carpenter House)	04-007-FF4	Yes	100%

FLORIDA COMMUNITIES TRUST

PROJECTS OPEN AND UNDEVELOPED STATUS REPORT

County	Recipient	Individual Project Name	Project Number(s)	OPEN. Y/N	Development %
Broward	Broward County	Miramar Pineland Natural Area Addition	01-118-FF1	Yes	76-99%
Broward	Broward County	Saw Palmetto Natural Area	04-011-FF4	Yes	100%
Broward	Broward County	Sheridan Street Natural Area Addition	01-113-FF1	Yes	100%
Broward	Broward County	Vista View Regional Park Expansion	04-002-FF4	Yes	100%
Broward	Broward County	West Creek Pineland Natural Area	05-006-FF5	Yes	100%
Broward	City of Coconut Creek	Sabal Pines Park	96-014-P7A	Yes	100%
Broward	City of Coral Springs/Broward County	Sandy Ridge Sanctuary	96-058-P7A	Yes	100%
Broward	City of Coral Springs/Broward County	Whispering Woods Park	04-003-FF4	Yes	100%
Broward	City of Dania Beach	Dania Cove (Little Fuzzy Bunny Cove)	04-008-FF4	Yes	100%
Broward	Broward County	Deerfield Beachfront Park	04-012-FF4	Yes	100%
Broward	City of Deerfield Beach	Pleasant Oceanside Preserve	01-074-FF1	Yes	0-25%

FLORIDA COMMUNITIES TRUST

PROJECTS OPEN AND UNDEVELOPED STATUS REPORT

County	Recipient	Individual Project Name	Project Number(s)	OPEN. Y/N	Development %
Broward	City of Fort Lauderdale	Coontie Hatchee Landing	04-009-FF4	Yes	100%
Broward	City of Fort Lauderdale	North Fork Riverwalk Park	05-002-FF5	Yes	100%
Broward	City of Fort Lauderdale/Broward County	Mills Pond Park Addition	03-014-FF3	Yes	76-99%
Broward	City of Fort Lauderdale	Florence Hardy Park Addition	02-018-FF2	Yes	100%
Broward	City of Hollywood/Broward County	Hollywood North Beach Addition	01-093-FF1	Yes	100%
Broward	City of Hollywood	Sheridan Oak Forest	94-015-P4A	Yes	0-25%
Broward	City of Lauderdale Lakes	Cypress Preserve Park (Last Cypress West)	02-022-FF2	Yes	100%
Broward	City of Lauderdale Lakes	Otis Gray Neighborhood Park (Last Cypress East)	02-021-FF2	Yes	100%
Broward	City of Oakland Park	Lakeside Sand Pine Preserve aka Carpenter's Sand Pine Preserve	99-073-P9A	Yes	76-99%
Broward	City of Pembroke Pines	Academic, Environmental and Outdoor Village	99-036-P9A	Yes	100%

FLORIDA COMMUNITIES TRUST

PROJECTS OPEN AND UNDEVELOPED STATUS REPORT

County	Recipient	Individual Project Name	Project Number(s)	OPEN. Y/N	Development %
Broward	City of Pembroke Pines	Chapel Trail Nature Preserve	00-071-P10; 07-004-FF7	Yes	76-99%
Broward	City of Pembroke Pines	West Pines Soccer and Nature Park (Southwest Pines Nature and Recreation Park)	02-049-FF2	Yes	100%
Broward	City of Plantation	Plantation Preserve aka Plantation Central Open Space	01-047-FF1	Yes	100%
Broward	City of Sunrise	Sawgrass Sanctuary Park	94-008-P4A	Yes	100%
Broward	City of Tamarac	Sunset Point Park aka McNab Park Restoration	00-025-P10	Yes	100%
Broward	City of Tamarac	Tamarac Sports Complex aka Tamarac Preservation Park	03-043-FF3	Yes	100%
Broward	City of Wilton Manors	Island City Park Preserve	95-055-P56; 01-076-FF1	Yes	100%
Broward	City of Wilton Manors	Richardson Property Historic Park and Nature Preserve	00-055-P10	Yes	100%
Broward	Town of Davie	Davie's Wetlands Restoration	02-088-FF2	No	0-25%

FLORIDA COMMUNITIES TRUST

PROJECTS OPEN AND UNDEVELOPED STATUS REPORT

County	Recipient	Individual Project Name	Project Number(s)	OPEN. Y/N	Development %
Broward	Town of Davie	Governor LeRoy Collins Park (Davie Farm Park)	05-048-FF5	No	0-25%
Broward	Town of Davie	Sunny Lake Bird Sanctuary (f/k/a Sunny Lake Trail Head and Conservation Park)	04-010-FF4	Yes	76-99%
Broward	Town of Pembroke Park	Pembroke Park Preserve	93-025-P3A	Yes	76-99%
Broward	Town of Southwest Ranches	Country Estates Open Space & Fishing Hole	03-022-FF3	Yes	26-50%
Broward	Town of Southwest Ranches	Frontier Trails Conservation Area	03-026-FF3	Yes	0-25%
Broward	Town of Southwest Ranches	Southwest Meadows Sanctuary/Calusa Corners	03-025-FF3; 04-019-FF4	Yes	0-25%
Calhoun	Calhoun County	Sam Atkins Park (pka Adkins Park Addition)	96-055-P7A	Yes	100%
Charlotte	Charlotte County	Amberjack Environmental Park (Amberjack Slough and Amberjack Phase II)	94-020-P4A 04-004-FF4	Yes	100%
Charlotte	Charlotte County	Bayshore Linear Park (I and II)	01-018-FF1 05-020-FF5	Yes	76-99%

FLORIDA COMMUNITIES TRUST

PROJECTS OPEN AND UNDEVELOPED STATUS REPORT

County	Recipient	Individual Project Name	Project Number(s)	OPEN. Y/N	Development %
Charlotte	Charlotte County	Buck Creek (AKA Billy Coy Preserve)	08-014-FF8	Yes	76-99%
Charlotte	Charlotte County	Charlotte Harbor Flatwoods Environmental Park	96-008-P7A	Yes	100%
Charlotte	Charlotte County	Englewood Beach	99-013-P9A	Yes	100%
Charlotte	Charlotte County	South County Regional Park	01-026-FF1	Yes	100%
Charlotte	Charlotte County	Tippecanoe Phase II	01-063-FF1	Yes	100%
Charlotte	Charlotte County	Tippecanoe Scrub Phase I	92-012-P2A	Yes	100%
Charlotte	Charlotte County	Wm R. Gaines Memorial Veterans Park (PKA Sunrise Park)	98-025-P8A	Yes	26-50%
Charlotte	Charlotte County (Lemon Bay Conservancy)	Oyster Creek Park - San Casa-Cedar Point Park-Cedar Point Park Addition	98-026-P8A 99-064-P9A 01-024-FF1 03-091-FF3	Yes	76-99%
Charlotte	City of Punta Gorda	Punta Gorda Nature Park (5-yr plan)	94-027-P4A	Yes	0-25%
Citrus	City of Crystal River	Kings Bay Park (pka Kings Bay Linear Park Ph IV)	01-138-FF1	Yes	76-99%

FLORIDA COMMUNITIES TRUST

PROJECTS OPEN AND UNDEVELOPED STATUS REPORT

County	Recipient	Individual Project Name	Project Number(s)	OPEN. Y/N	Development %
Citrus	City of Crystal River	Nature Coast Environmental Center	96-002-P7A	Yes	100%
Citrus	City of Crystal River	Three Sisters Spring	08-088-FF8	Yes	76-99%
Citrus	City of Inverness	Cooter Pond	95-016-P56	Yes	100%
Citrus	City of Inverness	Wallace Brooks - Lake Henderson	95-015-P56	No	51%-75%
Clay	City of Green Cove Springs	Green Cove Springs Nature Preserve	02-045-FF2; 05-050-FF5; 08-048-FF8	Yes	76-99%
Clay	City of Keystone Heights	Keystone Beach (pka Smysor Park)	96-022-P7A	Yes	100%
Clay	Clay County	Camp Chowenwaw	04-078-FF4	Yes	76-99%
Clay	Clay County	Moccasin Slough	02-97-FF2	Yes	51%-75%
Collier	City of Naples	The Naples Preserve	01-040-FF1	Yes	100%
Collier	Collier County	Belle Meade Natural Conservation Area (Master Mitigation Preserve)	94-023-P4A	Yes	100%
Collier	Collier County	Fred A. Coyle Freedom Park (Gordon River Water Quality Park and Gordon River Greenway Park)	05-027-FF5 06-043-FF6	Yes	76-99%

FLORIDA COMMUNITIES TRUST

PROJECTS OPEN AND UNDEVELOPED STATUS REPORT

County	Recipient	Individual Project Name	Project Number(s)	OPEN. Y/N	Development %
Collier	Collier County	Mar-good (Goodland) Harbor Park	04-042-FF4	Yes	76-99%
Collier	Collier County	Preserve the Preserve (Barefoot Beach Outparcel)	03-073-FF3	Yes	100%
Collier	Collier County	Serenity Walk (Lely Mitigation Park)	03-018-FF3	Yes	100%
Collier	Collier County	Sugden Regional Park (Lake Avalon Park)	95-017-P56	Yes	100%
Columbia	Columbia County	Alligator Lake	94-001-P4A	Yes	100%
Dixie	Dixie County	Joe Henry Anderson Senior Park	02-096-FF2	Yes	100%
Dixie	Dixie County	Mershon Williams Yellow Jacket Landing	08-063-FF8	No	0-25%
Dixie	Dixie County	Spurgeon Cheek Trailhead Camp	08-062-FF8	Yes	76-99%
Duval	City of Atlantic Beach	Tideviews Preserve (pka Intracoastal Waterway Park)	95-051-P56	Yes	76-99%
Duval	City of Atlantic Beach	Dutton Island Preservation Park	95-058-P56	Yes	76-99%
Duval	City of Jacksonville	Beach and Peach Urban Park	01-122-FF1	Yes	76-99%

FLORIDA COMMUNITIES TRUST

PROJECTS OPEN AND UNDEVELOPED STATUS REPORT

County	Recipient	Individual Project Name	Project Number(s)	OPEN. Y/N	Development %
Duval	City of Jacksonville	Blue Cypress	92-032-P2A	Yes	100%
Duval	City of Jacksonville	Castaway Island Preserve	00-009-P10	Yes	100%
Duval	City of Jacksonville	Cedar Point Preserve	91-046-P1A; 05-044-FF5	Yes	51%-75%
Duval	City of Jacksonville	Dutton Island Park & Preserve Expansion	99-018-P9A	Yes	100%
Duval	City of Jacksonville	Huguenot Memorial Park Expansion	06-078-FF6	Yes	76-99%
Duval	City of Jacksonville	Jacksonville-Baldwin Rail Trail Buffer//Camp Milton (incl Livestock Farm & Forbess-Walker Farms)	01-120-FF1; 04-052-FF4	Yes	76-99%
Duval	City of Jacksonville	Losco Regional Park (Ph I) & Palmetto Leaves Regional Park (Ph II); (pka Julington Creek Headwaters Park & Preserve)	96-052-P7A; 98-094-P8A	Yes	76-99%
Duval	City of Jacksonville	McGirts Creek Park	001-112-FF1; 03-046-FF3	Yes	0-25%
Duval	City of Jacksonville	Ortega Stream Valley Park	92-031-P2A	Yes	100%

FLORIDA COMMUNITIES TRUST

PROJECTS OPEN AND UNDEVELOPED STATUS REPORT

County	Recipient	Individual Project Name	Project Number(s)	OPEN. Y/N	Development %
Duval	City of Jacksonville	Reddie Point Preserve	01-115-FF1	Yes	100%
Duval	City of Jacksonville	Restlawn (pka Ribault River Urban Waterfront Park Addition)	06-042-FF6	Yes	100%
Duval	City of Jacksonville	Sal Taylor Creek Preserve	03-048-FF3	Yes	100%
Duval	City of Jacksonville	Tree Hill Nature Center	96-050-P7A	Yes	100%
Duval	City of Jacksonville	Walter Jones Historical Park/County Dock	93-006-P3A	Yes	100%
Duval	City of Jacksonville	Yellow Water Creek Preserve	02-086-FF2	No	0-25%
Duval	City of Jacksonville Beach	Cradle Creek Preserve	01-034-FF1	Yes	100%
Escambia	City of Pensacola	Bay Bluffs (Scenic Heights Bluffs Preserve)	98-089-P8A	Yes	100%
Escambia	City of Pensacola	Old Chimney Park (pka Old Chimney Property Acquisition)	98-090-P8A	Yes	100%
Escambia	Escambia County	Jones Swamp Wetland Preserve I and II	95-014-P56; 05-041-FF5	Yes	76-99%

FLORIDA COMMUNITIES TRUST

PROJECTS OPEN AND UNDEVELOPED STATUS REPORT

County	Recipient	Individual Project Name	Project Number(s)	OPEN. Y/N	Development %
Escambia	Town of Century	North Escambia River Site/Fischer Landing	96-033-P7A	Yes	76-99%
Flagler	City of Flagler Beach	Irma and Pal Parker Sr Conservation Preserve (Mirror Lake Watershed)	02-013-FF2	Yes	0-25%
Flagler	City of Flagler Beach	Ocean Walk Park	04-024-FF4	Yes	100%
Flagler	City of Flagler Beach	Silver Lake Park	95-013-P56	Yes	100%
Flagler	City of Palm Coast	Long Creek Nature Preserve	08-027-FF8	Yes	0-25%
Flagler	City of Palm Coast	Palm Coast Linear Park (Greenway)	01-013-FF1	Yes	0-25%
Flagler	Flagler County	Bay Drive Park, Phase II	11-026-FF11	No	26-50%
Flagler	Flagler County	Betty Steflik Preserve aka Flagship Harbor Preserve	96-005-P7A	Yes	0-25%
Flagler	Flagler County	Bings Landing Addition aka Mala Compra Greenway	99-062-P9A	Yes	76-99%
Flagler	Flagler County	Mala Compra Addition	04-050-FF4	Yes	100%
Flagler	Flagler County	Princess Place	91-023-P1A; 93-016-P3A	Yes	100%

FLORIDA COMMUNITIES TRUST

PROJECTS OPEN AND UNDEVELOPED STATUS REPORT

County	Recipient	Individual Project Name	Project Number(s)	OPEN. Y/N	Development %
Flagler	Flagler County– Town of Marineland	River to Sea Preserve at Marineland	98-083-P8A	Yes	76-99%
Flagler	Town of Marineland	Matanzas Estuary Geopark	00-105-P10	Yes	100%
Franklin	City of Apalachicola	Apalachicola Boat Works	08-006- WW1	No	0-25%
Franklin	City of Apalachicola	Apalachicola Holy Family School	00-001-CS6	Yes	76-99%
Franklin	City of Apalachicola	Apalachicola Municipal Park	00-001-CS6	No	0-25%
Franklin	City of Apalachicola	Apalachicola Riverwalk (Riverfront, Cotton Exchange, Bayfront, Bay Ave, Battery, Riverwalk Parks)	93-011-P3A; 95-078-P56; 04-063-FF4; 06-048-FF6; 07-111-FF7; 08-078-FF8	Yes	51%-75%
Franklin	City of Carrabelle	Carrabelle Riverwalk & Wharf (pka Tidal Basin Park)	94-013-P4A	Yes	100%
Franklin	City of Carrabelle	Crooked River Lighthouse Park	04-076-FF4	Yes	100%
Franklin	City of Carrabelle	John David Patton Wildlife Park	02-040-FF2	Yes	100%
Franklin	Franklin County	Indian Creek Park	06-093-FF6	Yes	76-99%
Franklin	Franklin County	Eastpoint WW	08-004- WW1	Yes	100%

FLORIDA COMMUNITIES TRUST

PROJECTS OPEN AND UNDEVELOPED STATUS REPORT

County	Recipient	Individual Project Name	Project Number(s)	OPEN. Y/N	Development %
Gadsden	City of Chattahoochee	Nature Park	00-086-P10	Yes	26-50%
Gadsden	City of Quincy	Tanyard Creek Preservation Park	03-067-FF3; 04-070-FF4	Yes	76-99%
Gilchrist	City of Fanning Springs	Fort Fanning Historical Park	98-033-P8A	Yes	
Gulf	City of Port St Joe	Port St Joe Waterfront Park	08-077-FF8	Yes	76-99%
Gulf	City of Port St Joe	Shipyards Cove (aka Maddox House)	93-028-P3A	Yes	76-99%
Hardee	City of Wauchula	Peace River Park	98-001-P8A	Yes	26-50%
Hernando	City of Brooksville	Good Neighbor Trail to Russell Street Station	95-029-P56	Yes	100%
Hernando	Hernando County	Cypress Lakes Preserve	93-012-P3A 98-053-P8A	Yes	51%-75%
Highlands	Highlands County	Sun'n Lakes Preserve (5-year plan)	94-042-P4A	Yes	0-25%
Hillsborough	City of Tampa	River Tower Park	03-081-FF3	Yes	26-50%
Hillsborough	City of Tampa	South Mac Dill 48	03-083-FF3	Yes	0-25%
Hillsborough	Hillsborough County	Apollo Beach Nature Preserve	95-044-P56	Yes	100%
Hillsborough	Hillsborough County	Triple Creek Greenway I	01-048-FF1	Yes	76-99%
Hillsborough	Hillsborough County	Triple Creek Greenway Phase II	06-019-FF6	Yes	51%-75%

FLORIDA COMMUNITIES TRUST

PROJECTS OPEN AND UNDEVELOPED STATUS REPORT

County	Recipient	Individual Project Name	Project Number(s)	OPEN. Y/N	Development %
Hillsborough	City of Plant City	Massie-Zack Park & Preserve	95-027-P56	Yes	0-25%
Hillsborough	City of Tampa	Blackwater Hammock	94-009-P4A	Yes	100%
Hillsborough	City of Tampa	Fort Brooke/ Cotenchobee Park - Ribbon of Green	98-048-P8A 99-026-P9A 00-045-P10 02-093-FF2	Yes	100%
Hillsborough	City of Tampa	New Tampa Nature Park (New Tampa Flatwood)	98-047-P8A	Yes	51%-75%
Hillsborough	City of Tampa (manages) / Hillsborough County	Cypress Point Park (Cypress Street Restoration Park)-	92-041-P2A	Yes	100%
Hillsborough	City of Temple Terrace	Riverfront Park	92-039-P2A	Yes	100%
Hillsborough	City of Temple Terrace	Riverhills Park Addition	92-038-P2A 00-032-P10	Yes	100%
Hillsborough	Hillsborough County	Alafia Scrub Preserve	98-054-P8A	Yes	100%
Hillsborough	Hillsborough County	Bell Creek Preserve (Sterling Downs Nature Preserve)	96-010-P7A	Yes	100%
Hillsborough	Hillsborough County	Blackwater Creek Preserve	93-018-P3A	Yes	76-99%
Hillsborough	Hillsborough County	Cypress Creek Nature Preserve	91-053-P1A 99-010-P9A	Yes	76-99%

FLORIDA COMMUNITIES TRUST

PROJECTS OPEN AND UNDEVELOPED STATUS REPORT

County	Recipient	Individual Project Name	Project Number(s)	OPEN. Y/N	Development %
Hillsborough	Hillsborough County	Fish Hawk Creek Preserve and Alafia River Phases I and II	02-073-FF2 03-015-FF3 04-029-FF4	Yes	100%
Hillsborough	Hillsborough County	Lake Dan Preserve Phase I and Phase II	08-022-FF8 11-046-FF11	Yes	51%-75%
Hillsborough	Hillsborough County	Rocky Creek Trails	04-032-FF4	Yes	76-99%
Hillsborough	Hillsborough County	Town N' Country Preserve	01-049-FF1	Yes	100%
Hillsborough	Hillsborough County	Violet Cury Nature Preserve (Flynn Lake Nature Park)	95-045-P56	Yes	76-99%
Holmes	Holmes County	Wrights Creek	96-035-P7A	Yes	51%-75%
Indian River	City of Sebastian	Sebastian Working Waterfront Collaborative	08-003-WW1	Yes	51%-75%
Indian River	City of Fellsmere	Fellsmere Trailhead Preserve	07-030-FF7	Yes	100%
Indian River	Indian River County	Ansin Tract	04-025-FF4	Yes	100%
Indian River	Indian River County	Cypress Bend Community Preserve (Russell Grove Buffer Preserve)	05-038-FF5	Yes	0-25%
Indian River	Indian River County	Hallstrom Farmstead	01-055-FF1	Yes	0-25%

FLORIDA COMMUNITIES TRUST

PROJECTS OPEN AND UNDEVELOPED STATUS REPORT

County	Recipient	Individual Project Name	Project Number(s)	OPEN. Y/N	Development %
Indian River	Indian River County	Harmony Oaks	98-057-P8A	Yes	0-25%
Indian River	Indian River County	Jones Pier	05-039-FF5	Yes	0-25%
Indian River	Indian River County	Kroegel Homestead	02-058-FF2	Yes	0-25%
Indian River	Indian River County	Lost Tree Islands	01-154-FF1	Yes	0-25%
Indian River	Indian River County	North Sebastian Conservation Area aka St. Sebastian PUD - AGC Industrial Tract Scrub - Anstalt Addition	96-043-P7A; 95-025-P56; 99-056-P9A	Yes	100%
Indian River	Indian River County	Oyster Bar Salt Marsh	98-058-P8A	Yes	0-25%
Indian River	Indian River County	Prange Island	93-002-P3A	Yes	26-50%
Indian River	Indian River County	Round Island South	96-044-P7A	Yes	76-99%
Indian River	Indian River County	Sebastian Harbor Preserve	11-050-FF11	Yes	0-25%
Indian River	Indian River County	Sebastian Scrub	94-032-P4A	Yes	76-99%
Indian River	Indian River County	South Oslo Conservation Area, ORCA South Link and ORCA Diamond Tract	99-055-P9A; 03-084-FF3; 06-037-FF6	Yes	51%-75%

FLORIDA COMMUNITIES TRUST

PROJECTS OPEN AND UNDEVELOPED STATUS REPORT

County	Recipient	Individual Project Name	Project Number(s)	OPEN. Y/N	Development %
Indian River	Indian River County	South Prong Preserve	07-039-FF7	Yes	0-25%
Indian River	Indian River County	Wabasso Scrub	92-018-P2A	Yes	51%-75%
Indian River	Marine Resource Council	St. Sebastian River Greenway	03-044-FF3	Yes	51%-75%
Jackson	City of Marianna	Madison Street Park (pka Marianna Performing Arts Park)	03-066-FF3	Yes	100%
Jackson	Jackson County	East Shore Park (on Merritt's Mill Pond)	95-077-P56	Yes	76-99%
Lake	City of Clermont	Lake Hiawatha Preserve aka Inland Groves Phase I & II	07-056-FF7; 08-070-FF8	Yes	76-99%
Lake	City of Clermont	West Lake Wetlands	16-005-UA17	Yes	100%
Lake	City of Leesburg	Leesburg Greenway Trail	03-104-FF3	Yes	100%
Lake	City of Minneola	Minneola Park and Lake Scenic Trail	94-029-P4A	Yes	51%-75%
Lake	City of Mount Dora	Mount Dora Nature Park Addition	04-028-FF4	Yes	100%
Lake	City of Tavares	Aesop's Park (Tavares	96-015-P7A	Yes	100%

FLORIDA COMMUNITIES TRUST

PROJECTS OPEN AND UNDEVELOPED STATUS REPORT

County	Recipient	Individual Project Name	Project Number(s)	OPEN. Y/N	Development %
		Elementary School)			
Lake	City of Tavares	Tavares Nature Park aka Lake Dora Recreation Park	95-041-P56	Yes	76-99%
Lake	Lake County	Ferndale Preserve	04-030-FF4	Yes	51%-75%
Lake	Lake County	Lake May	11-007-FF11	Yes	0-25%
Lake	Lake County	PEAR Park Gateway	03-086-FF3	Yes	76-99%
Lake	Town of Lady Lake	Heritage Park (Old Dixie Highway Park)	96-007-P7A	Yes	100%
Lee	City of Bonita Springs	Bonita Springs Island Park	03-059-FF3	Yes	76-99%
Lee	City of Ft. Myers	East Riverside Neighborhood Park	99-029-P9A	Yes	100%
Lee	City of Sanibel	Gulfside City Park Addition	95-003-P56	Yes	100%
Lee	City of Sanibel	Pond Apple Park	01-039-FF1	Yes	100%
Lee	City of Sanibel	Silver Key	93-019-P3A	Yes	100%
Lee	Sarasota Conservation Foundation	Pine Island Preserve at Matlacha Pass	07-047-FF7	No	0-25%
Lee	Town of Ft. Myers Beach	Mound House (Cultural and Environmental Learning Center)	96-046-P7A	Yes	100%

FLORIDA COMMUNITIES TRUST

PROJECTS OPEN AND UNDEVELOPED STATUS REPORT

County	Recipient	Individual Project Name	Project Number(s)	OPEN. Y/N	Development %
Lee	Town of Ft. Myers Beach	Newton Beach Park	02-098-FF2	Yes	100%
Lee	Lee County	Caloosahatchee Creeks Preserve	01-031-FF1	Yes	100%
Lee	Lee County	Galt Preserve	08-012-FF8	Yes	100%
Lee	Lee County	Hickey's Creek Mitigation Park	92-015-P2A	Yes	100%
Lee	Lee County	Prairie Pines Preserve Addition	03-060-FF3	Yes	100%
Lee	Lee County	San Carlos Bay-Bunche Beach Preserve	02-072-FF2	Yes	100%
Lee	Lee County	St. James Creek Preserve	91-007-P1A	Yes	76-99%
Lee	Lee County	Wild Turkey Strand Preserve	04-031-FF4	Yes	76-99%
Leon	City of Tallahassee	Barnette Allen Preserve/pka Magnolia Ravine	04-056-FF4	Yes	100%
Leon	City of Tallahassee	Capital Cascades Trail	05-010-FF5	Yes	0-25%
Leon	City of Tallahassee	Dr. Charles Billings Greenway	06-114-FF6	Yes	51%-75%
Leon	City of Tallahassee	Governors Park	95-034-P56	Yes	100%
Leon	City of Tallahassee	Lafayette Heritage Trail	94-034-P4A	Yes	100%

FLORIDA COMMUNITIES TRUST

PROJECTS OPEN AND UNDEVELOPED STATUS REPORT

County	Recipient	Individual Project Name	Project Number(s)	OPEN. Y/N	Development %
Leon	City of Tallahassee	Tallahassee Junction	02-110-FF2	Yes	100%
Leon	City of Tallahassee	Timberlane Ravine Ph I (MP not combined)	99-083-P9A	Yes	100%
Leon	City of Tallahassee	Timberlane Ravine Ph II (MP not combined)	05-075-FF5	No	0-25%
Leon	Leon County	Fred George Basin Greenway	07-102-FF7	Yes	76-99%
Leon	Leon County	Gil Waters Preserve (pka Lake Munson Preserve)	95-037-P56	Yes	100%
Leon	Leon County	Jackson View	00-035-P10	Yes	100%
Leon	Leon County	Okeeheepkee Prairie	95-036-P56	Yes	76-99%
Leon	Leon County	St Marks Headwaters Greenway (Booth & Copeland Sink)	01-152-FF1; 04-067-FF4; 05-011-FF5	Yes	26-50%
Levy	City of Cedar Key	Cedar Key Cemetery Point Park	00-018-P10	Yes	100%
Levy	Levy County	Devil's Hammock Phase I	98-102-P8A	Yes	100%
Levy	Town of Yankeetown	Water Resource Park	92-003-P2A	Yes	100%

FLORIDA COMMUNITIES TRUST

PROJECTS OPEN AND UNDEVELOPED STATUS REPORT

County	Recipient	Individual Project Name	Project Number(s)	OPEN. Y/N	Development %
Levy	Town of Yankeetown	Withlacoochee Gulf Pathways Preserve	01-080-FF1	Yes	100%
Levy	Town of Yankeetown	Wilderness Park	93-004-P3A	Yes	100%
Manatee	City of Holmes Beach	Grassy Point Preserve	98-006-P8A	Yes	100%
Manatee	City of Palmetto	Palmetto Estuary Preservation Project	96-029-P7A	Yes	100%
Manatee	Manatee County	1912 Cortez Schoolhouse, Nature Preserve and Florida Maritime Museum (5-year plan)	98-009-P8A	Yes	100%
Manatee	Manatee County	Bennett Park	01-004-FF1	Yes	100%
Manatee	Manatee County	Hidden Harbour	05-026-FF5	Yes	76-99%
Manatee	Manatee County	Manatee Headwaters at Duette	94-024-P4A	Yes	100%
Manatee	Manatee County	Moody Branch	03-075-FF3	Yes	100%
Manatee	Manatee County	Neal Preserve	07-001-FF7	Yes	100%
Manatee	Manatee County	Riverview Pointe (5yr plan)	98-008-P8A	Yes	100%
Manatee	Manatee County	Robinson Preserve	02-006-FF2	Yes	100%
Manatee	Manatee County	The Conservatory	04-041-FF4	Yes	100%

FLORIDA COMMUNITIES TRUST

PROJECTS OPEN AND UNDEVELOPED STATUS REPORT

County	Recipient	Individual Project Name	Project Number(s)	OPEN. Y/N	Development %
Marion	City of Dunnellon	Blue Run of Dunnellon	07-022-FF7	Yes	51%-75%
Marion	City of Dunnellon	Ernie Mills Park/pka Dunnellon Municipal Park	95-033-P56	Yes	100%
Marion	City of Ocala	Heritage Nature Conservancy/pka O'Neal Site	92-033-P2A	Yes	76-99%
Marion	City of Ocala	Scott Springs (FRDAP- Celebrate 2000 Community Park)	95-009-P56	Yes	100%
Marion	City of Ocala /Marion County	Fort King	98-043-P8A	Yes	26-50%
Marion	Marion County	Silver River Property	92-045-P2A	Yes	0-25%
Martin	City of Stuart	Haney Creek Watershed Greenway	98-045-P8A	Yes	100%
Martin	City of Stuart	Poppleton Creek Watershed Restoration	99-022-P9A	Yes	100%
Martin	Martin County	Beachwalk Pasley Park	92-036-P2A	Yes	100%
Martin	Martin County	Bob Graham Beach Addition	03-003-FF3	Yes	26-50%
Martin	Martin County	Clifton S. Perry Beach	08-047-FF8	Yes	51%-75%

FLORIDA COMMUNITIES TRUST

PROJECTS OPEN AND UNDEVELOPED STATUS REPORT

County	Recipient	Individual Project Name	Project Number(s)	OPEN. Y/N	Development %
Martin	Martin County	Delaplane Peninsula Blueways Preserve	01-133-FF1	Yes	100%
Martin	Martin County	Gomez Avenue Park	91-029-P1A	Yes	76-99%
Martin	Martin County	Indian Riverside Park (F.I.T Site)	96-038-P7A	Yes	76-99%
Martin	Martin County	Jensen Beach	03-004-FF3	Yes	26-50%
Martin	Martin County	Kiplinger Park	91-031-P1A	Yes	100%
Martin	Martin County	Lake Okeechobee Ridge	93-014-P3A	Yes	76-99%
Martin	Martin County	Pal Mar	03-092-FF3 04-046-FF4	Yes	76-99%
Martin	Martin County	Santa Lucea	00-011-P10	Yes	100%
Martin	Martin County	South Fork Addition (Otter Creek Addition)	92-035-P2A	Yes	100%
Martin	Martin County	Stuart Beach Addition	94-045-P4A	Yes	0-25%
Martin	Martin County	Twin Rivers (Rocky Point)	94-019-P4A	Yes	100%
Martin	Town of Jupiter Island	Jupiter Island Greenway Preserve (Gomez Tract)	01-081-FF1	Yes	76-99%
Miami-Dade	City of Doral	Doral North Park (Doral North Park Phase II)	08-005-FF8	Yes	76-99%

FLORIDA COMMUNITIES TRUST

PROJECTS OPEN AND UNDEVELOPED STATUS REPORT

County	Recipient	Individual Project Name	Project Number(s)	OPEN. Y/N	Development %
Miami-Dade	City of Homestead	Losner Park	16-007-UA17	Yes	0-25%
Miami-Dade	Village of Key Biscayne	Hampton Lane	16-006-UA17	Yes	100%
Miami-Dade	City of Miami	Fern Isle Park Expansion	06-025-FF6	No	0-25%
Miami-Dade	City of Pinecrest	Pinecrest Gardens aka Parrot Jungle and Gardens	00-053-P10	Yes	100%
Miami-Dade	City of Sunny Isles Beach	Samson Oceanfront Park	98-046-P8A	Yes	100%
Miami-Dade	Miami-Dade County	Biscayne Coastal Wetlands	98-023-P8A	Yes	76-99%
Miami-Dade	Miami-Dade County	Boystown/Camp Matecumbe	01-119-FF1	Yes	76-99%
Miami-Dade	Miami-Dade County	County Line Scrub Preserve	96-037-P7A	Yes	100%
Miami-Dade	Miami-Dade County	Deering Estate Addition	91-001-P1A	Yes	76-99%
Miami-Dade	Miami-Dade County	Deering Estate Cutler Glade Rehydration Addition	01-043-FF1	No	76-99%
Miami-Dade	Miami-Dade County	Hattie Bauer Hammock	95-021-P56	No	51%-75%
Miami-Dade	Miami-Dade County	Tract C of the Oleta River Corridor	95-039-P56	Yes	100%

FLORIDA COMMUNITIES TRUST

PROJECTS OPEN AND UNDEVELOPED STATUS REPORT

County	Recipient	Individual Project Name	Project Number(s)	OPEN. Y/N	Development %
Miami-Dade	Miami-Dade County	Tree Island Park	00-022-P10	No	0-25%
Miami-Dade	Miami-Dade County	West End District Park aka West Kendall District Park Addition	03-019-FF3	No	0-25%
Miami-Dade	Miami-Dade County/City of Miami	Spring Garden Point Park	98-028-P8A	Yes	26-50%
Miami-Dade	Village of Key Biscayne	Village Green	94-040-P4A	Yes	100%
Miami-Dade	Village of Palmetto Bay	Thalatta Park (C100/Bayfront Property)	05-042-FF5	Yes	100%
Monroe	City of Key West	Berg Property Acquisition	98-097-P8A	Yes	100%
Monroe	City of Key West	Key West Tropical Forest & Botanical Garden Addition	03-034-FF3	Yes	76-99%
Monroe	City of Marathon	Marathon Waterfront Park	04-001-FF4	Yes	100%
Monroe	Islamorada, Village of Islands	Green Turtle Hammock	05-009-FF5	Yes	51%-75%
Monroe	Islamorada, Village of Islands	Key Tree Cactus Preserve	08-028-FF8	Yes	51%-75%
Monroe	Islamorada, Village of Islands	Plantation Hammock Preserve (Islamorada Environmental	01-058-FF1	Yes	26-50%

FLORIDA COMMUNITIES TRUST

PROJECTS OPEN AND UNDEVELOPED STATUS REPORT

County	Recipient	Individual Project Name	Project Number(s)	OPEN. Y/N	Development %
		and Cultural Center)			
Monroe	Islamorada, Village of Islands	Plantation Tropical Preserve (fka North Village Neighborhood Park)	01-002-CS7	Yes	100%
Monroe	Islamorada, Village of Islands	Southwinds Park (Village Green)	01-002-CS7	Yes	76-99%
Monroe	Monroe County/City of Marathon	Coco Plum Beach	91-041-P1A	Yes	100%
Monroe	Monroe County	Friendship Park	95-001-CS3 93-002-CS1	Yes	100%
Monroe	Monroe County	Key Largo Community Park	93-002-CS1	Yes	100%
Monroe	Monroe County	ROGO	93-001-CS1; 99-001-MCC through 99-024-MCC	No	100%
Monroe	Monroe County	Settlers Park	93-002-CS1	Yes	100%
Monroe	Village of Islamorada	Key Tree Cactus	08-028-FF8	Yes	0-25%
Nassau	City of Fernandina Beach	Egans Creek Greenway	95-059-P56; 96-013-P7A; 01-025-FF1	Yes	100%
Nassau	City of Fernandina Beach	North Beach Park	92-011-P2A	Yes	100%

FLORIDA COMMUNITIES TRUST

PROJECTS OPEN AND UNDEVELOPED STATUS REPORT

County	Recipient	Individual Project Name	Project Number(s)	OPEN. Y/N	Development %
Nassau	City of Fernandina Beach	Seaside Park	95-018-P56	Yes	100%
Nassau	Nassau County	American Beach Historic Park	04-026-FF4	No	76-99%
Nassau	Nassau County	Goffinsville - Nassau River Park	03-041-FF3	Yes	100%
Okaloosa	City of Destin	Capt Royal Melvin Heritage Park & Plaza	08-007-FF8	No	0-25%
Okaloosa	City of Destin	The Shore at Crystal Beach	04-006-FF4	Yes	100%
Okaloosa	City of Fort Walton Beach	Miracle Strip Park-On-The-Sound	00-067-P10	Yes	100%
Okaloosa	City of Mary Esther	Oak Tree Nature Park	96-004-P7A; 00-004-P10	Yes	100%
Okaloosa	City of Niceville	Turkey Creek Walk	94-014-P4A; 11-015-FF11	Yes	100%
Okaloosa	Okaloosa County	Okaloosa Island Marler Park	98-020-P8A	Yes	100%
Orange	City of Maitland	Minnehaha Park Canal	95-053-P56	Yes	100%
Orange	City of Orlando	Airport Lakes	93-009-P3A	Yes	100%
Orange	City of Orlando	Eagle Nest Cornerstone Park	01-029-FF1	Yes	100%
Orange	City of Winter Garden	Tucker Ranch Heritage Park	11-012-FF11	Yes	26-50%

FLORIDA COMMUNITIES TRUST

PROJECTS OPEN AND UNDEVELOPED STATUS REPORT

County	Recipient	Individual Project Name	Project Number(s)	OPEN. Y/N	Development %
Orange	City of Winter Park	Howell Branch Preserve	04-051-FF4	Yes	100%
Orange	Orange County	Ft. Christmas Community Park Addition	03-002-FF3	Yes	51%-75%
Orange	Orange County	Kelly Park and Kelly Park Addition	92-010-P2A; 01-056-FF1; 11-014-FF11	Yes	51%-75%
Orange	Orange County	Pine Lily Preserve (Orange County Natural Resource Conservation)	01-053-FF1	Yes	100%
Orange	Orange County	Savage Christmas Creek Preserve (Parcel 105)	01-083-FF1	Yes	76-99%
Orange	Orange County - Osceola County	Split Oak Forest Mitigation Park	91-009-P1A	Yes	100%
Orange	Town of Oakland	Oakland Nature Preserve aka Oakland Community Park	96-031-P7A	Yes	76-99%
Osceola	Osceola County	Lake Lizzie Conservation Area	95-011-P56	Yes	100%
Osceola	Osceola County	Scotty's Cove Conservation Area aka Lake Tohopekaliga Recreation Park and Marina	03-030-FF3	Yes	100%

FLORIDA COMMUNITIES TRUST

PROJECTS OPEN AND UNDEVELOPED STATUS REPORT

County	Recipient	Individual Project Name	Project Number(s)	OPEN. Y/N	Development %
Osceola	Osceola County	Shingle Creek Recreational Preserve (four projects)	98-065-P8A; 01-143-FF1; 03-029-FF3; 06-015-FF6	Yes	100%
Palm Beach	City of Boca Raton	Blazing Star Preserve (Osborne Site)	92-020-P2A	Yes	100%
Palm Beach	City of Boca Raton	Rosemary Ridge Preserve (Hidden Valley)	93-020-P3A	No	26-50%
Palm Beach	City of Boca Raton	Serenoa Preserve (Olympia York)	92-022-P2A	Yes	100%
Palm Beach	City of Boynton Beach	Jaycee Park	04-023-FF4	Yes	0-25%
Palm Beach	City of Delray Beach	Old School Square	04-062-FF4	Yes	100%
Palm Beach	City of Delray Beach/Palm Beach County	Sandoway House Nature Center	95-007-P56	Yes	100%
Palm Beach	City of South Bay	South Bay Park	93-017-P3A	Yes	100%
Palm Beach	City of West Palm Beach	Apoxee Preserve (Section 10, 15, and 16 Addition)	92-024-P2A 93-015-P3A 94-021-P4A 01-016-FF1	Yes	76-99%
Palm Beach	City of West Palm Beach	Osprey Park (Ombres Property)	01-100-FF1	Yes	100%
Palm Beach	Palm Beach County	Acreage Pines Natural Area	01-037-FF1	Yes	100%

FLORIDA COMMUNITIES TRUST

PROJECTS OPEN AND UNDEVELOPED STATUS REPORT

County	Recipient	Individual Project Name	Project Number(s)	OPEN. Y/N	Development %
Palm Beach	Palm Beach County	Cypress Creek Natural Area	03-105-FF3 04-049-FF4 07-010-FF7 08-011-FF8 11-001-FF11	Yes	100%
Palm Beach	Palm Beach County	Delray Oaks Natural Area	94-005-P4A	Yes	100%
Palm Beach	Palm Beach County	Juno Dunes Oceanfront Preserve	95-046-P56	Yes	100%
Palm Beach	Palm Beach County	Limestone Creek Natural Area	02-100-FF2	Yes	100%
Palm Beach	Palm Beach County	Pine Glades Natural Area (Indian Lakes)	05-028-FF5	Yes	100%
Palm Beach	Palm Beach County	Zeke's Marina (Susan Dubois Kindt Estate Addtion)	06-041-FF6	Yes	76-99%
Palm Beach	Palm Beach County	High Ridge Scrub Natural Area	99-015-P9A	Yes	100%
Palm Beach	Palm Beach County	Hungryland Slough Tract—Bee Line Corridor Natural Area I & II	98-066-P8A 98-067-P8A 99-028-P9A	Yes	26-50%
Palm Beach	Palm Beach County/ Boynton Beach	Seacrest Scrub Natural Area	91-022-P1A	Yes	100%

FLORIDA COMMUNITIES TRUST

PROJECTS OPEN AND UNDEVELOPED STATUS REPORT

County	Recipient	Individual Project Name	Project Number(s)	OPEN. Y/N	Development %
Palm Beach	Palm Beach County/ Boynton Beach	Rosemary Scrub Natural Area	93-008-P3A	Yes	100%
Palm Beach	Palm Beach County/City of Boca Raton	Pondhawk Natural Area (Blue Lake Scrub)	02-051-FF2	Yes	100%
Palm Beach	Palm Beach County/ Town of Hypoluxo	Overlook Scrub Natural Area (Hypoluxo Scrub)	01-035-FF1	Yes	100%
Palm Beach	Palm Beach County/ Town of Jupiter	Delaware Scrub Natural Area	06-017-FF6	Yes	100%
Palm Beach	Palm Beach County/ Town of Jupiter	North Jupiter Flatwoods	01-033-FF1	Yes	100%
Palm Beach	Palm Beach County/ Town of Lake Park	Lake Park Scrub	01-036-FF1	Yes	26-50%
Palm Beach	Palm Beach Gardens/ Palm Beach County	Frenchman's Forest	96-011-P7A	Yes	100%
Palm Beach	Town of Jupiter	Harborview Park (Sawfish Bay Park)	00-029-P10	Yes	100%
Pasco	City of New Port Richey	James E. Grey Preserve (Pithlachascotee River Park)	94-007-P4A	Yes	100%

FLORIDA COMMUNITIES TRUST

PROJECTS OPEN AND UNDEVELOPED STATUS REPORT

County	Recipient	Individual Project Name	Project Number(s)	OPEN. Y/N	Development %
Pasco	City of Port Richey	Waterfront Park	95-067-P56	Yes	76-99%
Pasco	Pasco County	Jumping Gully Preserve (fmr. Morsani Ranch)	11-047-FF11	No	26-50%
Pasco	Pasco County	Pasco Palms	08-039-FF8	Yes	76-99%
Pasco	Pasco County	Strauber Memorial Highway Coastal Land Acquisition (formerly Eagle Point Park)	04-014-FF4	Yes	100%
Pasco	Pasco County	Upper Pithlachascotee River Preserve	07-089-FF7	Yes	100%
Pasco	Pasco County	Werner Boyce Gulf Coast Preserve (Boyce/Wetstone)	91-039-P1A	Yes	100%
Pinellas	City of Clearwater	Kapok Wetland and Floodplain Restoration	01-015-FF1	Yes	100%
Pinellas	City of Clearwater	Myron A. Smith Historic Bayview Environmental Park	01-144-FF1	Yes	100%
Pinellas	City of Oldsmar	Mobbly Bayou Wilderness Preserve (pronounced MO-blee)	98-005-P8A 00-26-P10 03-080-FF3	Yes	100%

FLORIDA COMMUNITIES TRUST

PROJECTS OPEN AND UNDEVELOPED STATUS REPORT

County	Recipient	Individual Project Name	Project Number(s)	OPEN. Y/N	Development %
Pinellas	City of Oldsmar	Veteran's Memorial Park (Kumar Property)	04-021-FF4	Yes	100%
Pinellas	City of Belleair Beach	Bayside Park (5-year plan)	94-017-P4A	Yes	100%
Pinellas	City of Clearwater	Lake Chautauqua Equestrian and Nature Preserve	07-054-FF7	Yes	100%
Pinellas	City of Dunedin	Weaver Park	07-097-FF7	Yes	100%
Pinellas	City of Gulfport	Veterans Park (Waterfront Park)	94-010-P4A	Yes	
Pinellas	City of Indian Rocks Beach/City of Jacksonville	Indian Rocks Beach	95-022-P56	Yes	100%
Pinellas	City of Madeira Beach	Madeira Beach Causeway Park	99-024-P9A	Yes	100%
Pinellas	City of Safety Harbor	Marina Park Addition	95-004-P56	Yes	100%
Pinellas	City of South Pasadena	South Pasadena Habitat Extension	95-001-P56	Yes	100%
Pinellas	City of St. Petersburg	Clam Bayou Expansion Project	00-042-P10	Yes	100%
Pinellas	City of Tarpon Springs	North Anclote River	91-002-P1A	Yes	100%
Pinellas	City of Treasure Island	Sunset Vista Trailhead Park	99-007-P9A	Yes	100%

FLORIDA COMMUNITIES TRUST

PROJECTS OPEN AND UNDEVELOPED STATUS REPORT

County	Recipient	Individual Project Name	Project Number(s)	OPEN. Y/N	Development %
Pinellas	Pinellas County	Brooker Creek - Brooker Creek Preserve Anclote River Addition - Wilde Lands Addition	92-007-P2A 94-004-P4A 03-006-FF3 11-020-FF11	Yes	51%-75%
Pinellas	Pinellas County	McKay Creek Greenway	96-026-P7A	Yes	76-99%
Pinellas	Pinellas County	Wall Springs Coastal Addition I, II and III	01-022-FF1 02-035-FF2 05-017-FF5	No	26-50%
Pinellas	Town of Indian Shores	Indian Shores Nature Refuge	94-011-P4A	Yes	100%
Pinellas	Town of Redington Shores	Del Bello Park (of Redington Shores)	93-023-P3A	Yes	100%
Polk	City of Lake Alfred	MacKay Gardens	04-075-FF4	Yes	100%
Polk	City of Lakeland	Lake Bonny Community Park	92-002-P2A	Yes	100%
Polk	City of Winter Haven	Lake Hartridge Nature Park	04-033-FF4	Yes	100%
Polk	City of Winter Haven	South Lake Howard Nature Park aka Lake Howard Habitat	92-006-P2A	Yes	100%
Polk	Green Horizon Land Trust	Bok Sanctuary Project	05-008-FF5	Yes	100%

FLORIDA COMMUNITIES TRUST

PROJECTS OPEN AND UNDEVELOPED STATUS REPORT

County	Recipient	Individual Project Name	Project Number(s)	OPEN. Y/N	Development %
Polk	Polk County	Green Swamp-Combee Tract, Gator Creek Preserve	96-001-CS4; 06-020-FF6	Yes	76-99%
Polk	Polk County	Lake Bonnet Marsh (Green Swamp-Lake Lowry)	99-001-CS5	Yes	76-99%
Polk	Polk County	Lakeland Highlands Scrub	99-049-P9A	Yes	76-99%
Polk	Polk County	Peace River Hammock (Mount Pisgah-Peace River Park)	95-028-P56	Yes	76-99%
Putnam	Putnam County	Georgetown Riverfront Park	08-020-FF8	Yes	76-99%
Putnam	Putnam County	Melrose Heritage Park	01-136-FF1	Yes	100%
Putnam	Putnam County	Nine Mile Swamp Park	08-084-FF8	No	0-25%
Putnam	Putnam County	Tanglewylde Center Park	01-137-FF1	Yes	76-99%
Santa Rosa	City of Milton	Russell Harber Landing/pka RHL Expansion (MP not combined)	00-082-P10	Yes	100%
Santa Rosa	City of Milton	Russell Harber Landing/pka Riverwalk	94-012-P4A	Yes	100%

FLORIDA COMMUNITIES TRUST

PROJECTS OPEN AND UNDEVELOPED STATUS REPORT

County	Recipient	Individual Project Name	Project Number(s)	OPEN. Y/N	Development %
		Expansion (MP not combined)			
Sarasota	City of Venice	Graser Park (Venice Gulf View Park)	01-045-FF1	Yes	100%
Sarasota	Sarasota Conservation Foundation	Bay Preserve at Osprey	05-018-FF5	Yes	76-99%
Sarasota	City of North Port	Myakkahatchee Creek Park	92-009-P2A 93-003-P3A 94-025-P4A	Yes	100%
Sarasota	City of Sarasota	Hog Creek Habitat Restoration	96-041-P7A	Yes	100%
Sarasota	City of Venice	Legacy Park	08-024-FF8	Yes	100%
Sarasota	Sarasota County	Blackburn Point Park Addition	06-004-FF6	Yes	100%
Sarasota	Sarasota County	Curry Creek Preserve	01-028-FF1	Yes	76-99%
Sarasota	Sarasota County	Lemon Bay Park Addition	05-012-FF5	Yes	100%
Sarasota	Sarasota County	Lemon Bay Preserve	99-076-P9A	Yes	100%
Sarasota	Sarasota County	Locklear Park (Oak Shores Reclamation)	98-072-P8A	Yes	76-99%
Sarasota	Sarasota County	Manasota Scrub Preserve	00-019-P10	Yes	100%

FLORIDA COMMUNITIES TRUST

PROJECTS OPEN AND UNDEVELOPED STATUS REPORT

County	Recipient	Individual Project Name	Project Number(s)	OPEN. Y/N	Development %
Sarasota	Sarasota County	Pocono Trails Preserve	01-008-FF1	Yes	100%
Sarasota	Sarasota County	Red Bug Slough	02-027-FF2	Yes	100%
Sarasota	Sarasota County	Sleeping Turtles Preserve & North River Road	99-077-P9A 05-014-FF5	Yes	76-99%
Sarasota	Sarasota County	Urfer Family, Honore Trail Park (Wilson Family Park)	02-034-FF2	Yes	100%
Seminole	City of Oviedo	River Woods Park (Twin Rivers II Preserve)	95-020-P56	Yes	26-50%
Seminole	City of Oviedo	Shane Kelly Park (Winter Miles)	03-088-FF3	Yes	26-50%
Seminole	Seminole County	Jetta Point Property	03-055-FF3	Yes	0-25%
Seminole	Seminole County	Lake Harney Wilderness Area (St. Johns Historic Property)	06-008-FF6	Yes	100%
ST. Johns	City of St. Augustine Beach	Ocean Hammock Park	08-018-FF8; 16-014-UA17	Yes	26-50%
ST. Johns	ST. Johns County	Alpine Groves Park (St. Johns River Park)	99-002-P9A	Yes	76-99%
ST. Johns	ST. Johns County	Beluthahatchee	05-034-FF5	Yes	76-99%
ST. Johns	ST. Johns County	Canopy Shores	04-064-FF4	Yes	51%-75%

FLORIDA COMMUNITIES TRUST

PROJECTS OPEN AND UNDEVELOPED STATUS REPORT

County	Recipient	Individual Project Name	Project Number(s)	OPEN. Y/N	Development %
ST. Johns	ST. Johns County	Fort Mose Historic Park Addition	03-038-FF3	Yes	76-99%
ST. Johns	ST. Johns County	Mussallem Beachfront Park	06-033-FF6	No	0-25%
ST. Johns	ST. Johns County	Nease Beachfront Park	05-032-FF5	Yes	100%
ST. Johns	ST. Johns County	Southeast Intracoastal Waterway Park	98-003-P8A	Yes	100%
ST. Johns	ST. Johns County	Usina Intracoastal Waterway Park	08-019-FF8	Yes	76-99%
ST. Johns	ST. Johns County	Vaill Point Park/Moultrie Creek	01-009-FF1	Yes	76-99%
ST. Johns	ST. Johns County	Vilano Beach Oceanfront Park	06-034-FF6	Yes	0-25%
ST. Johns	Town of Hastings	Cora C. Harrison Preserve	08-044-FF8	Yes	51%-75%
ST. Lucie	City of Fort Pierce	Jetty Point Park Expansion	07-080-FF7	Yes	100%
ST. Lucie	City of Fort Pierce	Moore's Creek Linear Park	07-088-FF7	Yes	100%
ST. Lucie	City of Port St Lucie	Brinkhaven at Oak Hammock Park	95-031-P56	Yes	100%
ST. Lucie	City of Port St Lucie	Westmoreland River Park	01-023-FF1	Yes	51%-75%
ST. Lucie	St Lucie County	Bear Point Sanctuary	93-024-P3A	Yes	100%

FLORIDA COMMUNITIES TRUST

PROJECTS OPEN AND UNDEVELOPED STATUS REPORT

County	Recipient	Individual Project Name	Project Number(s)	OPEN. Y/N	Development %
ST. Lucie	St Lucie County	Becker Preserve	08-057-FF8	Yes	76-99%
ST. Lucie	St Lucie County	Bluefield Preserve (Bluefield Ranch)	98-071-P8A	Yes	76-99%
ST. Lucie	St Lucie County	Captain Hammond's Hammock (North Fork SLR II)	01-098-FF1	Yes	76-99%
ST. Lucie	St Lucie County	Citrus Hammock Natural Area (North Fork SLR III)	02-071-FF2	Yes	76-99%
ST. Lucie	St Lucie County	DJ Wilcox Preserve (Indrio Blueway Buffer)	02-091-FF2	Yes	100%
ST. Lucie	St Lucie County	George E Lestrage Preserve (Ten Mile Creek EAST)	02-056-FF2	Yes	100%
ST. Lucie	St Lucie County	Harbor Branch Preserve	07-027-FF7	Yes	51%-75%
ST. Lucie	St Lucie County	Indian Hills Park (pka Heathcote Botanical Park)(Cypress Creek Natural Area per 2017 SR???)	04-045-FF4	Yes	76-99%
ST. Lucie	St Lucie County	Indrio North Savannahs Preserve	95-052-P56; 06-060-FF6	Yes	100%

FLORIDA COMMUNITIES TRUST

PROJECTS OPEN AND UNDEVELOPED STATUS REPORT

County	Recipient	Individual Project Name	Project Number(s)	OPEN. Y/N	Development %
ST. Lucie	St Lucie County	Indrio Scrub Preserve	01-069-FF1	Yes	100%
ST. Lucie	St Lucie County	Kings Island Preserve	94-003-P4A	Yes	100%
ST. Lucie	St Lucie County	Lakewood Park (Capron Trail)	03-069-FF3	Yes	100%
ST. Lucie	St Lucie County	North Fork SLR Phase IV-Petravice Preserve (pka Roberts)	11-054-FF11	No	0-25%
ST. Lucie	St Lucie County	Ocean Bay	94-022-P4A	Yes	100%
ST. Lucie	St Lucie County	Paleo Hammock P9A/Teague Hammock FF4/Hackberry Hammock FF5	99-020-P9A; 04-044-FF4; 05-069-FF5	Yes	76-99%
ST. Lucie	St Lucie County	Sheraton Plaza Preserve	01-067-FF1	Yes	100%
ST. Lucie	St Lucie County	St. Lucie Pinelands	96-017-P7A	Yes	76-99%
ST. Lucie	St Lucie County	St. Lucie Village Heritage Preserve	01-082-FF1	Yes	100%
ST. Lucie	St Lucie County	Sweetwater Hammock (Parcel B); Jones Hammock (Parcel A); (North Fork SLR Addition)	99-025-P9A	Yes	100%
ST. Lucie	St Lucie County	Ten Mile Creek Natural Area (Ten Mile Creek WEST)	03-079-FF3	Yes	76-99%

FLORIDA COMMUNITIES TRUST

PROJECTS OPEN AND UNDEVELOPED STATUS REPORT

County	Recipient	Individual Project Name	Project Number(s)	OPEN. Y/N	Development %
ST. Lucie	St Lucie County	Vitolo Family Park	95-065-P56	Yes	100%
ST. Lucie	St Lucie County	Walton Scrub Homestead Natural Area	95-062-P56	Yes	76-99%
ST. Lucie	St Lucie County	Weldon Lewis Park (Ancient Oaks)	01-075-FF1	Yes	100%
ST. Lucie	St Lucie County	Wildcat Cove Natural Area (Pepper Park Addition)	99-001-P9A	Yes	100%
ST. Lucie	St Lucie County	Myers Stickle Property	16-012-UA17	No	0-25%
ST. Lucie	St Lucie County	Cypress Creek Preserve	16-013-UA17	No	0-25%
Sumter	Sumter County	Lake Panasoffkee Headwaters - Shady Brook Greenway	93-010-P3A	Yes	100%
Suwannee	City of Live Oak	Heritage Park & Gardens	08-066-FF8	Yes	100%
Suwannee	Suwannee County	Little River Springs	92-030-P2A	Yes	100%
Taylor	Taylor County	Keaton Beach Coastal Park	07-051-FF7	Yes	76-99%
Volusia	City of Daytona Beach	Breakers Oceanfront Park aka Daytona Beach Historic Pier and Boardwalk	01-032-FF1	Yes	100%

FLORIDA COMMUNITIES TRUST

PROJECTS OPEN AND UNDEVELOPED STATUS REPORT

County	Recipient	Individual Project Name	Project Number(s)	OPEN. Y/N	Development %
Volusia	City of Deland	Jackson-Lane Memorial Park (aka Boy Scout Property)	94-038-P4A	Yes	100%
Volusia	City of DeLand	Painter's Pond	95-024-P56	Yes	100%
Volusia	City of Lake Helen	Lake Helen Greenway	98-036-P8A	Yes	100%
Volusia	City of New Smyrna Beach	Esther Street Beachfront Park	07-020-FF7	Yes	100%
Volusia	City of New Smyrna Beach	Indian River Lagoon Preserve	92-023-P2A	Yes	100%
Volusia	City of New Smyrna Beach	North Beach Community Park	98-112-P8A	Yes	100%
Volusia	City of Port Orange	Russell Property	04-018-FF4	Yes	51%-75%
Volusia	City of Port Orange	Stanaki Property	08-004-FF8	Yes	76-99%
Volusia	City of Port Orange	Town Center Properties - Wilson and Marcantonio Properties	01-129-FF1; 02-094-FF2	Yes	100%
Volusia	Town of Ponce Inlet	Ponce Preserve and Ponce First Addition	94-033-P4A; 03-064-FF3	Yes	100%
Volusia	Town of Ponce Inlet	Timucuan Oaks Garden	04-060-FF4	Yes	100%
Volusia	Volusia County	Colby/Alderman	91-043-P1A	Yes	76-99%

FLORIDA COMMUNITIES TRUST

PROJECTS OPEN AND UNDEVELOPED STATUS REPORT

County	Recipient	Individual Project Name	Project Number(s)	OPEN. Y/N	Development %
Volusia	Volusia County	Doris Leeper Spruce Creek Preserve Phase I and Phase II	01-071-FF1; 04-005-FF4	Yes	76-99%
Volusia	Volusia County	Hickory Bluff/Catholic Diocese Tract	02-003-FF2	Yes	76-99%
Volusia	Volusia County	Lake Beresford Greenway	91-042-P1A	Yes	76-99%
Volusia	Volusia County	North Peninsula In-holdings	98-010-P8A	Yes	76-99%
Volusia	Volusia County	Gemini Springs	93-021-P3A	Yes	100%
Volusia	Volusia County	Green Springs	96-039-P7A	Yes	76-99%
Wakulla	Wakulla County	Big Bend Maritime Center	07-057-FF7	Yes	51%-75%
Wakulla	Wakulla County	Purify Creek Park	94-041-P4A	Yes	0-25%
Wakulla	Wakulla County	Shell Point Beach	93-029-P3A	Yes	76-99%
Wakulla	Wakulla County	Wakulla Welcome Center (pka Panacea Mineral Springs Land Acquisition)	98-110-P8A	Yes	76-99%
Walton	City of Freeport	City Center Barrier Free Park	16-015-UA17	No	0-25%
Walton	Walton County	Garfield Access Addition (Grayton Bch)	02-099-FF2	Yes	51%-75%
Walton	Walton County	Padgett Park at Town Center	08-006-FF8	Yes	76-99%

FLORIDA COMMUNITIES TRUST

PROJECTS OPEN AND UNDEVELOPED STATUS REPORT

County	Recipient	Individual Project Name	Project Number(s)	OPEN. Y/N	Development %
Walton	Walton County	Stallworth Lake Preserve	03-001-FF3	No	100%
Washington	Washington County	Holmes Creek / Strikland Boat Landing	96-034-P7A	Yes	100%

		278	DEVELOPMENT = 100%
		119	DEVELOPMENT = 76-99%
		33	DEVELOPMENT = 51-75%
OPEN = Yes	480	24	DEVELOPMENT = 26-50%
OPEN = No	32	54	DEVELOPMENT = 0-25%
OPEN = No Response	3	7	DEVELOPMENT =No Response
Total	515	515	Total