

2017 Santa Rosa County Summary

Population
174,272

MSW Management	tons
Landfilled	217,767
Combusted	0
Recycled	61,839
Stockpiled	0
Total	279,606

Total Pounds per Capita Per Day 8.79

Minimum 4 of 8	Collected (tons)	Recycled (tons)	Recycled (%)
Newspaper	3,076	933	30%
Glass	6,151	698	11%
Aluminum Cans	1,398	245	18%
Plastic Bottles	3,355	564	17%
Steel Cans	2,237	157	7%
Cardboard	10,066	3324	33%
Office Paper	3,355	35	1%
Yard Trash	25,724	10732	42%

Other Recyclables	Collected (tons)	Recycled (tons)	Recycled (%)
Other Plastics	13,701	354	3%
Ferrous Metals	26,842	23865	89%
White Goods	2,237	0	0%
Non-ferrous Metals	2,516	1620	64%
Other Paper	19,013	2501	13%
Textiles	5,033	8	0%
C&D Debris	69,342	15680	23%
Food	15,938	252	2%
Miscellaneous	66,826	494	1%
Tires	2,796	377	13%
Processed Fuel	N/A	0	0%

Traditional Recycling Rate (%)

Unadjusted	Adjusted
22%	22%

Renewable Energy Recycling

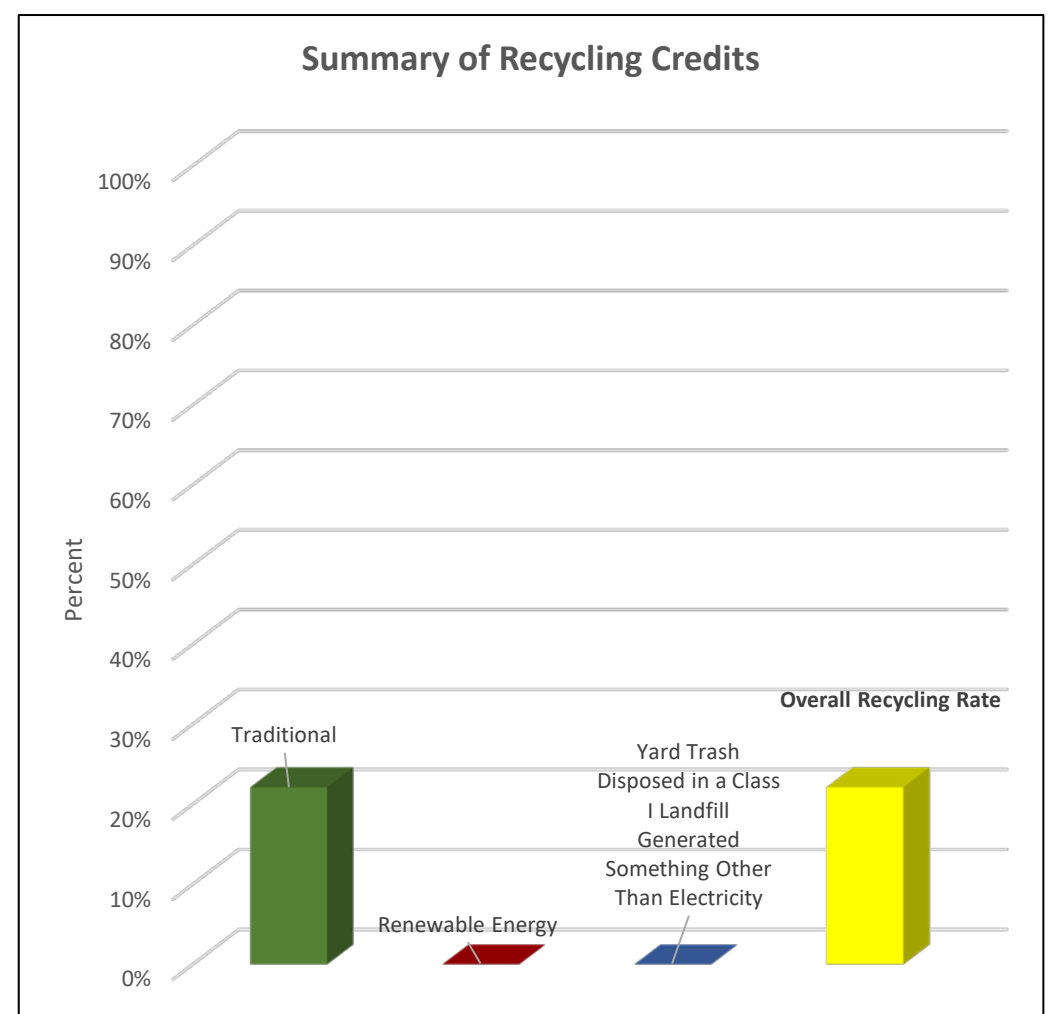
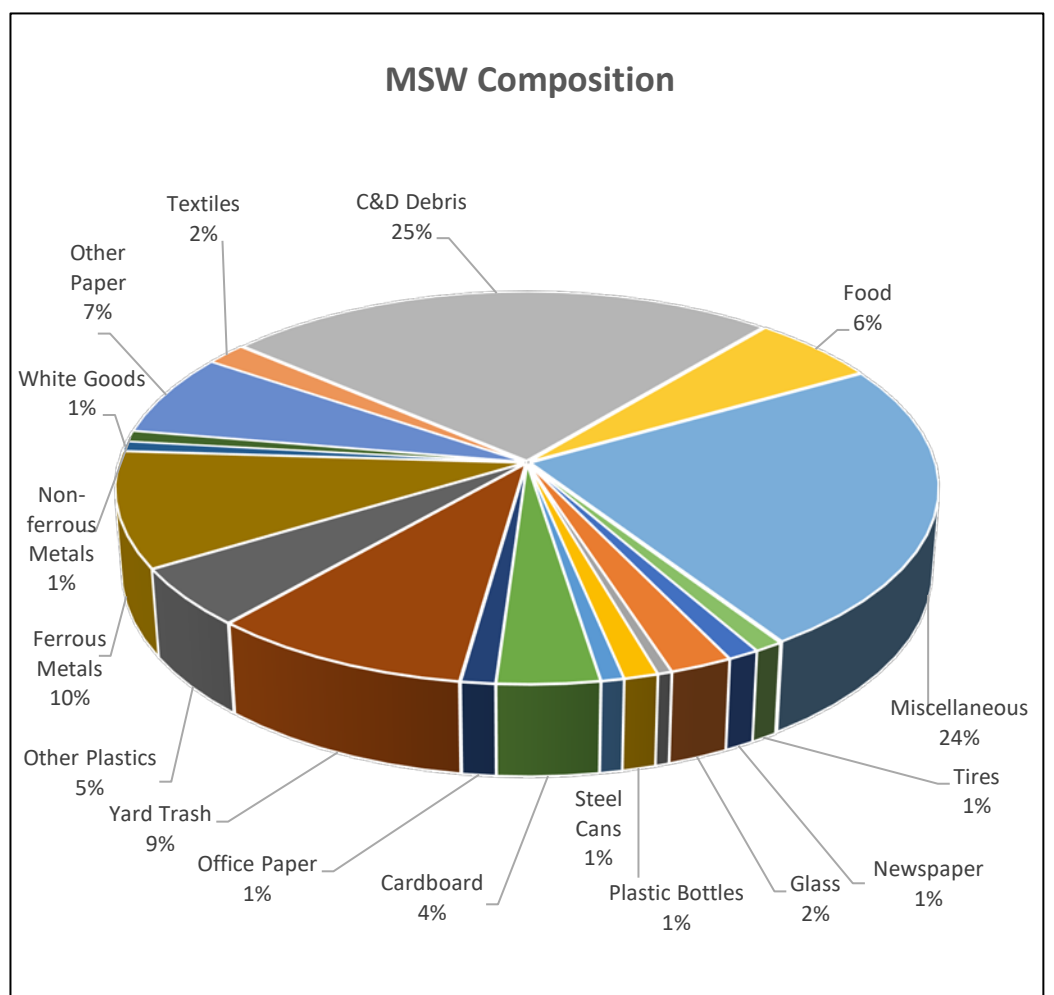
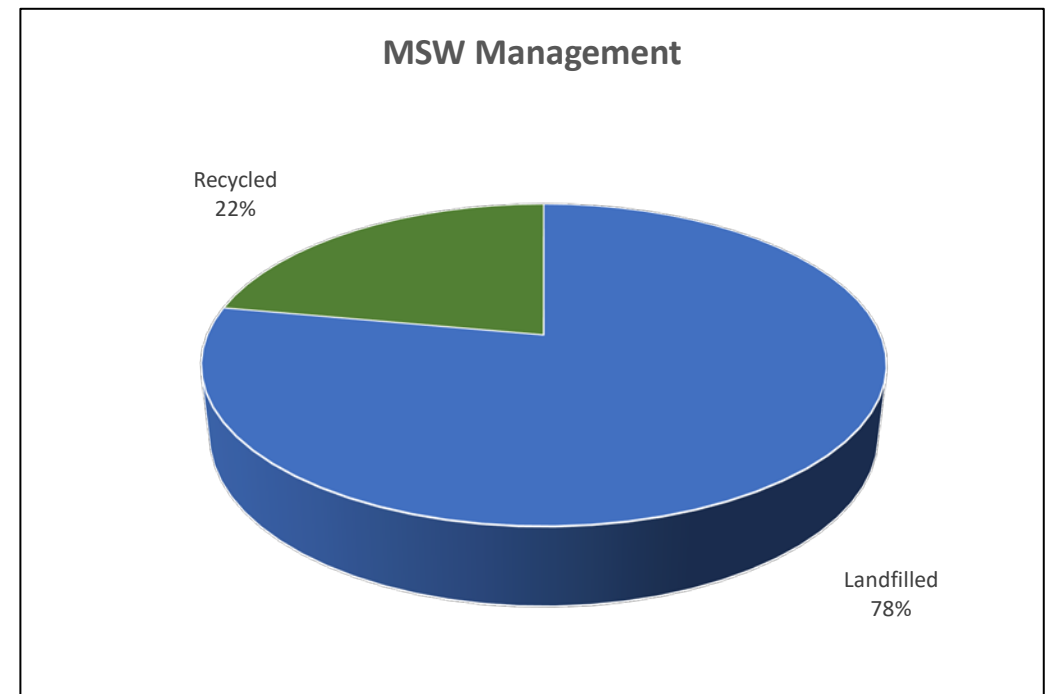
Credits	Tons	Recycling %
1) Waste-to-Energy	0	0%
2) Landfill Gas	0	0%
3) Renewable Energy ³	0	0%

Credits	Tons	Recycling %
Yard Trash Disposed in a Landfill Beneficially Using Landfill Gas ⁴	0	0%

Overall Recycling Rate (%)

Unadjusted	Adjusted
22%	22%

Participation in Recycling	Units ¹	Participation	Percent ²
Single Family Curbside	49,905	1,300	3%
Multi-Family Curbside	9,816	600	6%
Commercial Scheduled Collection	0	0	0%
Commercial On Call Collection	0	0	0%



¹Represents the number of units with curbside service available.
²Represents the percent participation of units with service available.
³Other than Waste to Energy.
⁴Something other than electricity.