

2017 Union County Summary

Population
15,947

MSW Management	tons
Landfilled	8,313
Combusted	0
Recycled	628
Stockpiled	0
Total	8,941

Total Pounds per Capita Per Day 3.07

Minimum 4 of 8	Collected (tons)	Recycled (tons)	Recycled (%)
Newspaper	331	0	0%
Glass	447	0	0%
Aluminum Cans	89	1	1%
Plastic Bottles	268	0	0%
Steel Cans	152	0	0%
Cardboard	536	0	0%
Office Paper	215	23	11%
Yard Trash	1,181	529	45%

Other Recyclables	Collected (tons)	Recycled (tons)	Recycled (%)
Other Plastics	840	0	0%
Ferrous Metals	215	1	0%
White Goods	206	1	0%
Non-ferrous Metals	63	0	0%
Other Paper	1,154	0	0%
Textiles	313	0	0%
C&D Debris	1,243	31	2%
Food	1,028	0	0%
Miscellaneous	391	0	0%
Tires	269	42	16%
Processed Fuel	N/A	0	0%

Traditional Recycling Rate (%)

Unadjusted	Adjusted
7%	7%

Renewable Energy Recycling

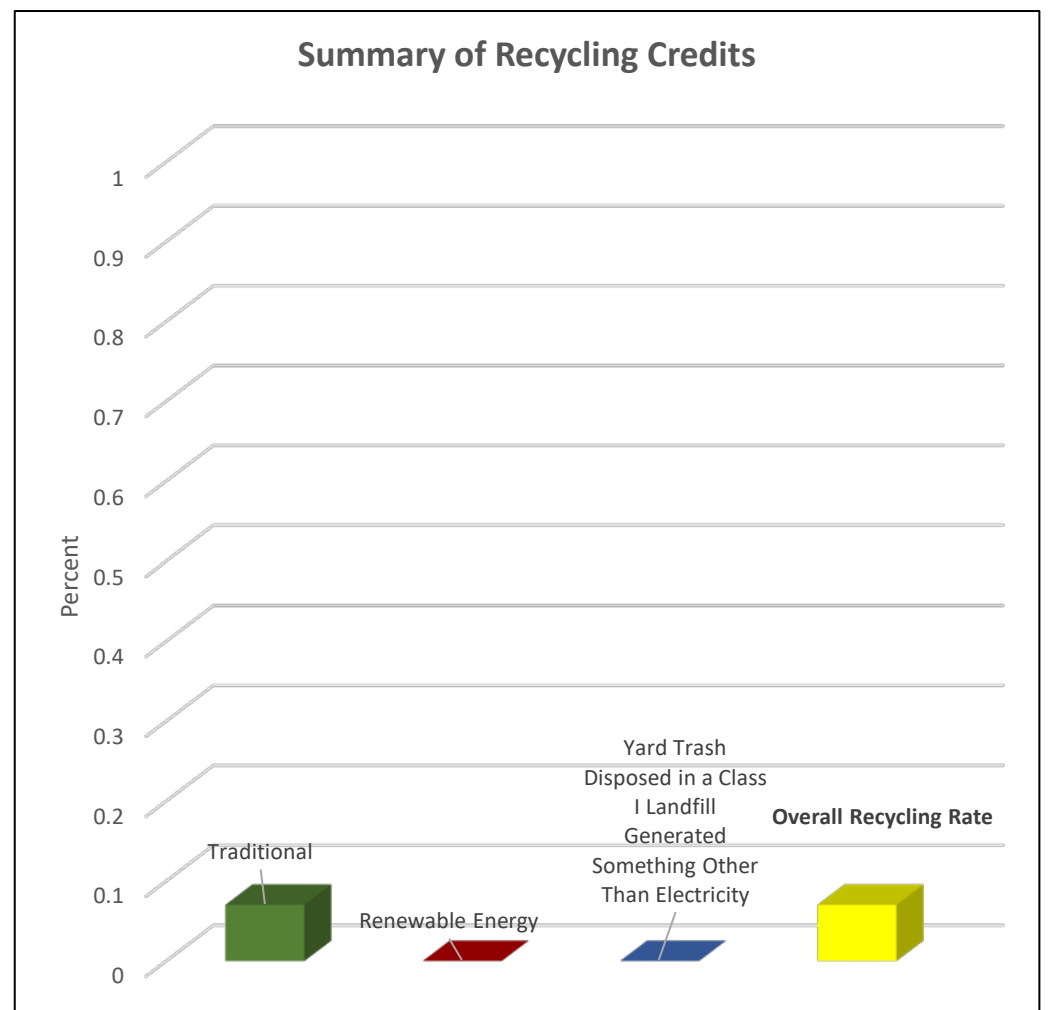
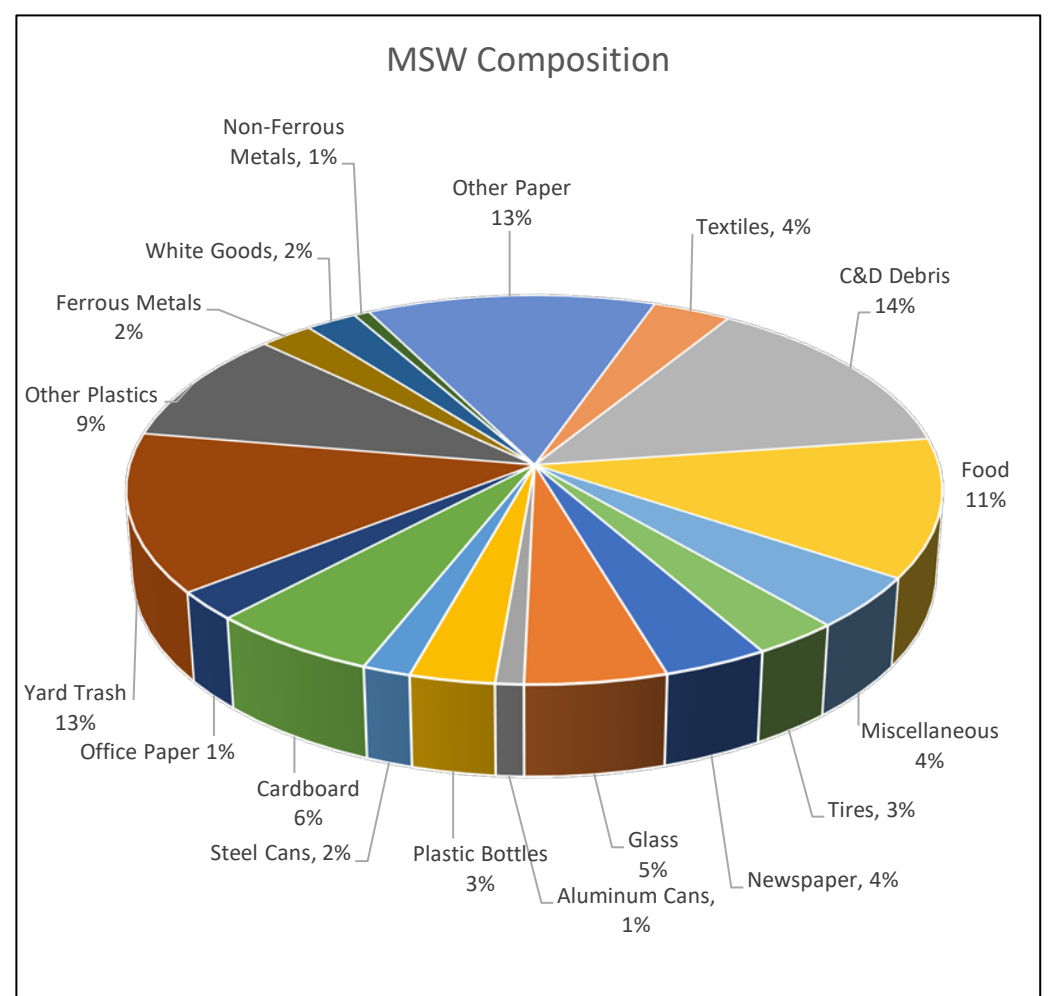
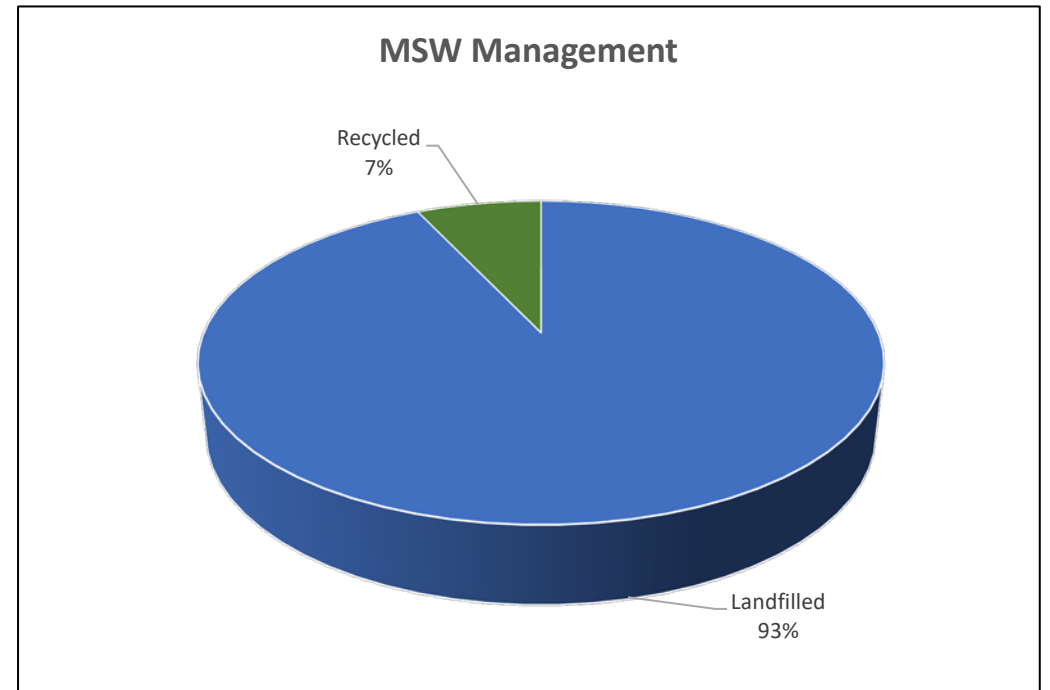
Credits	Tons	Recycling %
1) Waste-to-Energy	0	0%
2) Landfill Gas	0	0%
3) Renewable Energy ³	0	0%

Credits	Tons	Recycling %
Yard Trash Disposed in a Landfill Beneficially Using Landfill Gas ⁴	0	0%

Overall Recycling Rate (%)

Unadjusted	Adjusted
7%	7%

Participation in Recycling	Units ¹	Participation	Percent ²
Single Family Curbside	3,950	0	0%
Multi-Family Curbside	110	0	0%
Commercial Scheduled Collection	0	0	0%
Commercial On Call Collection	300	30	10%



¹Represents the number of units with curbside service available.

²Represents the percent participation of units with service available.

³Other than Waste to Energy.

⁴Something other than electricity.