



# Florida Department of Environmental Protection

Bob Martinez Center  
2600 Blair Stone Road  
Tallahassee, Florida 32399-2400

Charlie Crist  
Governor

Jeff Kottkamp  
Lt. Governor

Michael W. Sole  
Secretary

## **Deepwater Horizon Oil Spill Response Treatment, Reuse and Disposal Options**

**Department of Environmental  
Protection Southwest District**

**Revised June 22, 2010**

**Deepwater Horizon Oil Spill Response  
Treatment, Reuse and Disposal Options  
Department of Environmental Protection – Southwest District**

**TABLE OF CONTENTS**

1.0	PURPOSE	2
2.0	OVERVIEW	2
3.1	TREATMENT, REUSE AND DISPOSAL OPTIONS	3
	3.2 Soil Thermal Treatment	4
	3.3 Landfarming	5
	3.4 Waste to Energy	5
	3.5 Composting	5
	3.6 Air Curtain Incinerator	6
	3.7 Class I Landfill	6
	3.8 Oil Separation Technology	6
	3.9 Oil Waste Reuse	7
	3.10 Biopiles	7
	3.11 0 Animal Carcass Management	8
	3.12 Summary of Treatment, Reuse, and Disposal Options	9
4.0	COUNTY DISPOSAL OPTION PROFILES	12
5.1	CONTACT INFORMATION	14
	5.2 Department of Environmental Protection Contacts	14
	5.3 Southwest District Contacts	14
	5.4 Southwest District Emergency Response Contacts	15
	5.5 County Solid Waste Contacts	15
	5.6 County Emergency Response Contacts	17
	5.7 Disaster Debris Staging Area Contacts	18
	5.8 Additional Public Information Resources and Hotlines	19
6.1	MAPS	21
	6.2 Class I Landfill Locations	21
	6.3 Waste To Energy Facility and Soil Treatment Unit Locations	22
	6.4 Yard Trash Recycling Facilities	23
	6.5 Waste Processing Facilities, Used Oil Processors and County Disposal Facility Locations	24
7.0	FIELD AUTHORIZATION FOR SOLID WASTE STAGING AND/OR PROCESSING AREAS	33

# **Deepwater Horizon Oil Spill Response Treatment, Reuse and Disposal Options Southwest District**

## **1.0 PURPOSE**

In accordance with the federal Oil Pollution Act of 1990, liability for all costs and equipment associated with the Deepwater Horizon cleanup resides with the responsible party, British Petroleum (BP). BP has contracted with Waste Management Services (WM) for waste handling and final disposition of waste generated from the Deepwater Horizon oil spill. The BP MC252 Incident Waste Management and Disposal Plan has been approved by the Unified Command in Mobile with input from the State of Florida.

On May 12, 2010 Secretary Sole signed an Emergency Final Order (EFO) that authorizes Department of Environmental Protection (Department) personnel to issue field authorizations for temporary staging areas or areas used for processing spill-generated debris. The EFO also provides guidance and conditions governing placement of temporary containment devices and sorbent materials. The EFO and subsequent amended EFOs are posted at [www.dep.state.fl.us/deepwaterhorizon](http://www.dep.state.fl.us/deepwaterhorizon). A sample Field Authorization for Solid Waste Staging and/or Processing Areas is included in this document.

It is important during the implementation of the cleanup by BP or actions associated with the Department's EFO that information and options integrating local government resources and contact information is available for managing the disposal of oil contaminated debris that may reach the coastline and estuarine systems of Florida.

This document provides a collection of general information about disposal options that may be available in the event the cleanup requires additional resources. The Department, with input from local officials, has compiled information identifying potential waste disposal and treatment options incorporating local preferences for response, staging and disposal. These options include advantages, disadvantages, frequently asked questions and answers, county contact information, websites, maps, and other materials to help prepare Florida for additional response where necessary.

## **2.0 OVERVIEW**

On April 20, 2010, the off shore floating oil drilling platform, Deepwater Horizon, suffered a major unexpected explosion and fire. On April 22 it sank in the Gulf of Mexico, resulting in the release of 200,000 gallons of oil per day from the wellhead on the seafloor 5,000 feet below the surface of the water.

In response to this spill, BP joined with the U.S. Coast Guard Sector Mobile, the U.S. Environmental Protection Agency, the Alabama Department of Environmental Management, the Mississippi Department of Environmental Quality, the Florida Department of Environmental Protection, the Alabama, Mississippi, and Florida Emergency Management Agencies, and various local Emergency Management Agencies to establish a Unified Command post and Joint Information Center (JIC) in Mobile, Alabama, which has established a flow of information as part of the Deepwater Horizon response. Chapter 403 of the Florida Statutes designates the Department of Environmental Protection as the agency with primary responsibility to protect Florida's environment. For the purposes of establishing liability for cleanup costs and environmental damages, BP is considered to be the responsible party. Although BP has contracted with WM for waste handling and final disposition of waste generated from cleanup activities, local and state agencies must plan for the possibility that they may be called upon to exercise other options and commit other resources if WM and BP are unable to respond appropriately to all situations. This document has been developed as a resource for that planning process.

Whatever waste disposal and treatment options are ultimately chosen, BP, WM and potentially other entities may have to obtain from the Department an executed Field Authorization for Solid Waste Staging and/or Processing Areas. This authorization is needed for any facility that will be managing oil spill debris, including staging areas where waste is brought to the site for storage and transfer, sites where decontamination activities are being conducted, and sites where waste is being processed. No such authorization is needed for sites where equipment or empty containers are being stored prior to or after use, or sites where oil spill debris is initially containerized near the cleanup area. Additional authorizations may be required by the Department's Air Resources, Beaches and Shores and Submerged Lands, and Environmental Resource Permitting Programs.

### **3.1 TREATMENT, REUSE AND DISPOSAL**

In an oil spill cleanup of this magnitude, a number of wastes can be generated other than just the crude oil. All of these wastes must be collected, consolidated for shipment, and treated or disposed. The following general types of waste can be expected to result from the Deepwater Horizon spill:

- Responder trash (food waste, wrappings, cardboard, paper, soda cans etc.)
- Crude oil contaminated spill equipment (booms, absorbents and adsorbents, personal protection equipment, brooms, mops, etc.)
- Crude oil contaminated natural debris (vegetation, seaweed, sand and soil, sediments, hay, carcasses, etc.)
- Crude oil contaminated industrial type waste (buckets, batteries, tires, paint cans, washing machines, production equipment, etc.)

- Crude Oil or oily water from oil skimmers that is not able to fit within the parameters of the Oil Recovery Destination Plan

Oil contaminated debris and oily waste generated from the cleanup of this oil spill is considered a solid waste. The oil spill materials and the mixture of oil and cleanup debris are not regulated as hazardous waste. There is a specific exemption for oil production and exploration waste in 40 CFR 261.4(b)(5). Dispersants, some of which may contain potentially toxic constituents, are presumably being used according to label instructions and in accordance with approvals from EPA and the Unified Command. The use of products is not considered disposal, and the dispersants, even if mixed with oily waste, are not regulated as hazardous waste. Generally speaking, it will not be necessary to perform characterization tests on the wastes generated from this cleanup effort.

Various disposal options are identified below; however, they may not be available or applicable in all affected counties in Florida. Each county's response will differ depending on the impacts of the spill in its jurisdiction. It is important to remember that BP, as the responsible party, has the lead on cleanup activities and contractors are in place to do this work. There are several potential alternatives available in Florida for treatment, reuse, and/or disposal. The following sections 3.1-3.10 contain a narrative description followed by a table identifying advantages and disadvantages for each option.

### **3.2 Soil Thermal Treatment**

This disposal option would be appropriate for oily soils/sediments only (not boom material or other plastics). Florida's rules require minimum temperatures and residence times and establish emission limits and monitoring requirements to minimize air emissions. Florida currently has five permitted stationary soil treatment facilities allowed to treat petroleum contaminated soil in accordance with Rule Chapter 62-713, Florida Administrative Code (FAC). They are identified in the Map Section of this document.

There are two soil thermal treatment facilities located in the Southwest District, one in Manatee County and one in Polk County as shown on the map in Section 6.0. Rule Chapter 62-713, FAC, does include provisions for permitting mobile treatment units, but there are no mobile units permitted to operate in Florida. Use of this disposal method may result in odor and smoke complaints, especially if there is no post combustion control (e.g. thermal oxidizer). Ambient air monitoring for volatile organic compounds (VOCs), nitrogen oxides (NOx), carbon monoxide (CO) and particulate matter (PM) is recommended for the duration of this operation. Coordination with the Department's Division of Air Resource Management will also be necessary.

### **3.3 Landfarming**

Landfarming of petroleum contaminated soil is a strategy which has the advantages of potentially being both low tech and low cost, however it takes a longer time to achieve cleanup objectives than other means of treatment.

Landfarming typically involves spreading the soil in a thin layer (6 to 12 inches) over an impermeable liner and tilling the soil periodically. The reduction in concentrations of chemicals of concern is caused by a combination of volatilization, biodegradation and photodegradation. Rule Chapter 62-713, FAC, contains requirements for construction and operating this type of facility, including the requirement to get a permit prior to operation. The Department would probably have to waive some of these requirements for a landfarming facility to be built in time to be useful in this cleanup.

It is anticipated that contaminated beach sand from the oil spill would have soil characteristics that would be amenable to this technique, but the contamination from this incident will probably include petroleum that has a significant fraction of lower volatility, longer-chain hydrocarbons that may not biodegrade readily. For that reason if this method is considered as part of the overall strategy it may take a number of months for the soil to meet Rule Chapter 62-777, FAC, Cleanup Target Levels (CTL).

### **3.4 Waste to Energy**

From an air pollution control perspective, this is the best disposal option. Florida currently has 11 permitted waste-to-energy (WTE) facilities throughout the state. There are four WTE facilities in the Southwest District: Pinellas County, Pasco County, Hillsborough County (Falkenburg Rd) and City of Tampa (McKay Bay). These facilities are well-controlled to minimize air pollution and have in-stack monitors for many air pollutants. These facilities are allowed by permit to accept oil spill debris so oily material and plastic boom material may be burned at these facilities. These facilities are not authorized to burn hazardous waste. The air permits for these facilities limit the amount of segregated loads to no more than 5% of the total waste stream.

Pursuant to Rule 62-213.410, FAC, these facilities can submit a 7 day notification to EPA and the Division of Air Resource Management indicating their intent to increase the amount of oil spill debris delivered to their site above the 5% permit limit. This notice must state the date on which the change will occur, description of the change, the pollutants emitted and any change thereto and any change in the applicability of permit terms or conditions.

### **3.5 Composting**

Vegetative debris can be composted, but a balance between carbon (woody material) and nitrogen (sea weed, green leaves, etc.) is needed to optimize the process and reduce the potential for odors. This option will require land and time to complete the process. Another consideration will be salt content of the debris. High salt content retards decomposition and may cause problems with crop response when the compost is used.

Use of additional materials may help the process. A source of bulking material is processed yard trash. A map showing the location of currently registered or permitted yard trash recycling facilities is in the Maps Section. There are no composting facilities in the Southwest District that are appropriately permitted or constructed to manage oily wastes.

### **3.6 Air Curtain Incinerator (ACI)**

This disposal method is preferable to pile burning or open burning of material because it circulates air to allow for more complete combustion of the disposed materials. This disposal method may be appropriate for oily debris, non-chlorinated plastics, or large scale animal carcass disposal. Chlorinated plastics should be removed from the waste stream prior to incineration to the greatest extent practicable. Air curtain incinerators may be exempt from permitting if used solely for the disposal of animal carcasses, if approved by the Department of Agriculture and Consumer Services. If an air curtain incinerator is to be used for disposal of other oil spill debris, it must comply with all requirements of Chapter 62-256, F.A.C., unless those requirements are waived or modified by an emergency order.

Federal regulations exempt air curtain incinerators used in disaster recovery efforts from emission limitations and other federal requirements for up to 8 weeks. If notice is provided to the Department in accordance with the federal rule (40 CFR 60.2969), an additional 8 weeks is allowed without meeting the federal emission limits and requirements. After 16 weeks, air curtain incinerators used in the same disaster area must meet all emission limits and requirements unless the Department approves in writing extended operation. Additional complexities may also exist with federal rules.

This disposal method may result in complaints about smoke and odors. It would be prudent to conduct ambient air monitor for PM and VOC for the duration of these operations. However, depending upon the number of ACI, it will be difficult if not impossible to have ambient air monitoring for all of these devices.

### **3.7 Class I Landfill**

Disposal at Class I landfills is an option with several advantages. They are more controlled facilities meeting environmental standards provided by Chapter 62-701, FAC prompting fewer concerns about stormwater runoff and odors. While Class I landfills are suitable for disposal of most wastes, there can be challenges and concerns with oily/water wastes and other wastes that may not be allowed in accordance with the permit for each facility.

### **3.8 Oil Separation Technology**

Oily water mixtures can undergo various processes depending on the specific oil water mixture to separate the oil from the water and allow reuse of the oil. The most basic process is just a gravity separation device based on the specific gravity difference

between the oil and the water, which allows the oil to rise to the top of the mixture to be skimmed and the water is sent to further processing. A dissolved air flotation process (DAF) can be used to further remove oil suspended in the mixture. This removal is achieved by dissolving air in the water under pressure and then releasing the air at atmospheric pressure in a flotation tank. The released air forms tiny bubbles that adhere to the suspended oil causing it to float to the surface to be skimmed. Additional processes may include mechanical filter separation or chemical treatment to separate the remaining oil from the water.

Several waste processing facilities in the Southwest District are permitted to manage oily wastes and sludges. These facilities (shown on the attached map) are: EQ Florida, Jamson Environmental (in Hillsborough County), Clark Environmental, and ACT (in Polk County). FCC Environmental (Plant City) is a used oil processor in the Southwest District that may be able to manage this material.

### **3.9 Oil Waste Reuse**

The production of hot mix asphalt involves the combination of bitumen or asphalt, a sticky, black and highly viscous liquid or semi-solid that is present in most crude petroleum, as a binder with various grades of aggregate to produce a road surface material. During oil spill cleanups in coastal areas, the “tar balls” washed ashore and mixed with the beach sand can often be used directly in the production process, and within limits, to create new road surfacing material.

The production of cement involves the calcination of a mixture of raw ingredients in a kiln under high temperatures to form a “clinker”, which is ground into cement. The raw materials may include limestone, gypsum, furnace slag, fly ash, and sand, as a silica source. During oil spill cleanups in coastal areas, the oily, less viscous crude washed ashore and mixed with the beach sand can often be used directly in the production process, within limits, with the oil adding heat to the process and the sand adding silica in the production of the clinker. Authorizations or permit modifications may need to be obtained prior to use of the material in the cement or asphalt production depending on each facility’s specific permits.

### **3.10 Biopiles**

A biopile is a type of bioremediation and is initiated by constructing a facility consisting of layers of petroleum contaminated soils interspersed with layers of perforated piping to allow the injection of microorganisms, fluids, and/or air at prescribed intervals to optimize the microbial activity that breaks down the contamination. Some microorganisms have the natural ability to degrade hydrocarbons and polyaromatic hydrocarbons, if not naturally occurring in the soils they can be injected through the piping network to initiate the process. Likewise temperature and moisture are key components to successful bioremediation. These can be adjusted if necessary by adding warm air or moisture laden air to the pile through the piping network. The pile is lined,



covered, and vented, usually with a geomembrane, to allow monitoring of the microbial activity through temperature, moisture, carbon dioxide levels, and other chemical breakdown constituents in the venting. This can be a lengthy process to ensure all areas of the soil pile are adequately treated.

### **3.11 Animal Carcass Management**

Dead marine mammals, sea turtles or birds need to be reported to the Wildlife Distress Hotline at 1-866-557-1401. This will alert the U.S. Fish and Wildlife Service, which is responsible for collecting and storing all animal carcasses. Necropsies are often performed to confirm cause of death. Once the carcasses are not needed for evidence/evaluation, there are several options for managing the carcasses.

Florida has formed an Animal Carcass Management Work Group (ACMWG) (<http://www.flsart.org/ACMWG/index.htm>). This group coordinates many agencies that have a role to play in dealing with mass animal casualty events. The main contact is DEP's Bureau of Emergency Response, 850-245-2869, and the backup contact is the Department of Agriculture and Consumer Services (DOACS), 850-410-0902.

The management options for oil-contaminated carcasses are waste-to-energy facilities, Class I landfills, and under certain conditions composting, animal crematories, air curtain incinerators and land application. Transport to destinations should be in leak proof containers if possible. Situation-specific options need to be developed on a case- by-case basis depending on specific location and volume of carcasses to be managed. However, guidance developed for domestic animal carcass management found at the ACMWG website should be a starting point with consideration given to the presence of oil.

**3.12 Treatment, Reuse and Disposal Options in Florida**

**ADVANTAGES**

**DISADVANTAGES**

**Soil Thermal Treatment**

Allows reuse of light and heavy fraction of crude oil contaminated soils/sands through thermal treatment	Flow rate (approx. 60-80 tons/hr) will increase total treatment time for large volumes of contaminated soils/sand
Batch treatment process as loads are received	Storage areas needed for pretreatment and post treatment staging of soils/sand
	Monitoring/analysis required to confirm treatment effectiveness, treated soils reuse may have restrictions but may be suitable for daily cover at landfills
	Transportation costs will increase with distance to treatment facility for in state stationary units
	Mobile units only available from out of state, may not conform to state requirements (i.e. no afterburners) and may need modifications for heavier fractions
	Will likely result in odor concerns as well as possible concerns about ambient air quality from concerned residents and landowners.

**Landfarming**

Allows reuse of lighter fraction of crude oil contaminated soils/sands through biological treatment	Not suitable for all waste types
	May need large land areas depending on volume to be treated
	Will need liners and monitoring to measure effectiveness
	All treated soils may not meet the criteria for reuse in an unrestricted manner but may be suitable for daily cover at landfills
	The remediation process may take a long time due to the nature of the contamination. Will likely result in odor concerns as well as possible concerns about ambient air quality from concerned residents and landowners.

**ADVANTAGES**

**DISADVANTAGES**

**Waste to Energy (WTE)**

Suitable for disposal of all wastes above, except prohibited wastes (i.e. batteries, white goods)	Transportation costs increase with distance to WTE
Established, permitted facilities	May need notice to Air section to increase allowed amount of oily wastes
Wastes can be used to produce energy	

**Composting**

Allows reuse of vegetative material (mangroves, trees, bushes, seaweed, etc) or animal carcasses through composting	Not suitable for waste types that are not easily biodegradable (e.g., plastics or metals)
	May need large land areas and processing equipment to be mobilized, depending on volume to be treated
	Odors may be problematic if proper carbon/nitrogen ratio and aerobic conditions are not monitored and maintained
	Permitting requirements could delay construction and operation.
	Could result in odor concerns as well as possible concerns about ambient air quality from concerned residents and landowners.

**Air Curtain Incinerator (ACI)**

Allows rapid treatment of select wastes (vegetative material and certain animal carcasses)	Requires construction, operation, and authorization by DEP/Air and DACS
Minimizes disposal requirements	May not be suitable for certain wet wastes
	Needs mobilization time and land area to stage material, construct ACI and operate
	If ACI accepts oily wastes, permitting requirements could delay construction and operation. Will likely result in odor concerns as well as possible concerns about ambient air quality from concerned residents and landowners.

**Class I Landfill**

Suitable for disposal of all wastes above, except oily/water wastes and prohibited wastes (i.e. batteries, tires, and white goods)	Transportation costs increase with distance to landfill
--	---

**ADVANTAGES****DISADVANTAGES**

Established, permitted facilities	Materials are not recycled or reused, except for prohibited wastes
No additional maintenance or monitoring costs	Free liquids prohibited

**Oil Separation Technology**

Allows reuse of oil from oily/water wastes after separation	Specialized equipment needed, normally transported to a registered used oil processor or waste processing facility to separate oil from water
	Transportation costs increase with distance to a Used Oil Processor or waste processing facility

**Oil Waste Reuse**

Allows reuse of the heavier oil fraction contaminated soils in the production of hot mix asphalt	Storage/processing areas needed to allow liquids to separate and/or remove oily material from other wastes
Allows reuse of the lighter oil fraction contaminated soils in the manufacture of cement in some cement kilns	Would need EFO to waive rules relating to equipment, storage areas, and operation without a permit
	May require an air construction permit to use an otherwise unpermitted fuel at a Title V facility

**Biopiles**

Allows reuse of soils/sands through more complex biological treatment	Lined or contained storage/processing areas needed to stockpile soils/sands and leachate collection/control needed
	Extensive piping and equipment for air, water, and nutrient addition needed for operation
	Requires more involved engineering and design and increased treatment times
	Would require EFO to waive rules relating to stockpile/staging, processing, construction, and operation without permit
	Will likely result in odor concerns as well as possible concerns about ambient air quality from concerned residents and landowners.

#### **4.0 COUNTY DISPOSAL OPTION PROFILES**

These County Profiles are the result of District Office staff input in coordination with local government representatives during the week of June 2, 2010 and subsequently updated. As the Department issues to BP and Waste Management emergency field authorizations for solid waste staging and/or processing areas, these authorizations are posted at [www.dep.state.fl.us/deepwaterhorizon/permit.htm](http://www.dep.state.fl.us/deepwaterhorizon/permit.htm).

##### **Citrus County**

There is no plan at this time to use any previously proposed hurricane debris management sites in the county for temporary staging/storage of oil contaminated waste.

**Disposal of Oily Waste:** The County does not have any specific disposal plans at this time.

**Staging plan:** None at this time

##### **Hernando County**

There is no plan at this time to use any previously proposed hurricane debris management sites in the county for temporary staging/storage of oil contaminated waste.

**Disposal of Oily Waste:** The County does not have any specific disposal plans at this time.

**Staging plan:** None at this time

##### **Pasco County**

There is no plan at this time to use any previously proposed hurricane debris management sites in the county for temporary staging/storage of oil contaminated waste.

**Disposal of Oily Waste:** The County does not have any specific disposal plans at this time, but is looking into the possibility of disposal at the Pasco County Resource Recovery (WTE) facility.

**Staging plan:** None at this time

##### **Pinellas County**

There is no plan at this time to use any previously proposed hurricane debris management sites in the county for temporary staging/storage of oil contaminated waste.

**Disposal of Oily Waste:** The County will accept small quantities of “tar balls” or similar materials for incineration at the Pinellas County Resource Recovery (WTE) in accordance with the conditions of their permits. The County does not plan to accept oily debris for disposal at the onsite (Bridgeway Acres) landfill or large quantities of oily debris for disposal at the WTE.

**Staging plan:** None at this time

### **Hillsborough County**

There is no plan at this time to use any previously proposed hurricane debris management sites in the county for temporary staging/storage of oil contaminated waste.

**Disposal of Oily Waste:** The County anticipates disposal of oily debris at the County’s Flakenburg Road WTE facility in accordance with permitted conditions or as provided by an Emergency Final Order. At this time the County does not anticipate disposal of the oily debris at the Hillsborough County Southeast Class I landfill operated by Waste Management.

**Staging plan:** None at this time

### **Manatee County**

There is no plan at this time to use any previously proposed hurricane debris management sites in the county for temporary staging/storage of oil contaminated waste.

**Disposal of Oily Waste:** The plan will be to dispose of oily debris through the County’s contracted waste hauler.

**Staging plan:** None at this time

### **Sarasota County**

There is no plan at this time to use any previously proposed hurricane debris management sites in the county for temporary staging/storage of oil contaminated waste.

**Disposal of Oily Waste:** The plan will be to dispose of small quantities of oily debris through the County’s contracted waste hauler. Larger quantities would be sent to permitted soil thermal treatment facilities.

**Staging plan:** None at this time

## **5.1 CONTACT INFORMATION**

## **5.2 DEPARTMENT OF ENVIRONMENTAL PROTECTION CONTACTS**

Florida Department of Environmental Protection  
Division of Waste Management  
Mary Jean Yon, Director (850) 245-8693  
[Mary.Jean.Yon@dep.state.fl.us](mailto:Mary.Jean.Yon@dep.state.fl.us)

Florida Department of Environmental Protection  
Bureau of Solid & Hazardous Waste  
Charles Goddard, Bureau Chief (850) 245-8709  
[Charles.Goddard@dep.state.fl.us](mailto:Charles.Goddard@dep.state.fl.us)

Florida Department of Environmental Protection  
Bureau of Solid & Hazardous Waste  
Richard Tedder, Solid Waste Program Administrator (850) 245-8735  
[Richard.Tedder@dep.state.fl.us](mailto:Richard.Tedder@dep.state.fl.us)

Florida Department of Environmental Protection  
Division of Air Resources Management  
Bureau of Air Regulation  
Trina Vielhauer, Bureau Chief (850) 921-9503  
[Trina.Vielhauer@dep.state.fl.us](mailto:Trina.Vielhauer@dep.state.fl.us)

Florida Department of Environmental Protection  
ESF-10 Regulatory Desk at the State Emergency Operations Center  
(850) 921-0224  
[ESF10DEP@dep.state.fl.us](mailto:ESF10DEP@dep.state.fl.us)

## **5.3 SOUTHWEST DISTRICT CONTACTS**

Florida Department of Environmental Protection  
Southwest District Office  
Deborah Getzoff, Director of District Management (813) 632-7600 x 352  
[Deborah.Getzoff@dep.state.fl.us](mailto:Deborah.Getzoff@dep.state.fl.us)

Florida Department of Environmental Protection  
Southwest District Office  
Ana Gibbs, Ombudsman/Media Relations (813) 632-7600 x 475  
[Ana.Gibbs@dep.state.fl.us](mailto:Ana.Gibbs@dep.state.fl.us)

Florida Department of Environmental Protection  
Southwest District Office  
William Kutash, Waste Program Administrator (813) 632-7600 x 353  
[William.Kutash@dep.state.fl.us](mailto:William.Kutash@dep.state.fl.us)

#### **5.4 SOUTHWEST DISTRICT EMERGENCY RESPONSE CONTACTS**

Florida Department of Environmental Protection  
Southwest District Office  
Timyn Rice (813) 632-7600 x 144  
[Timyn.Rice@dep.state.fl.us](mailto:Timyn.Rice@dep.state.fl.us)

Florida Department of Environmental Protection  
Southwest District Office (Solid Waste Section)  
Susan Pelz, P.E. (813) 632-7600 x 386  
[Susan.Pelz@dep.state.fl.us](mailto:Susan.Pelz@dep.state.fl.us)

#### **5.5 COUNTY SOLID WASTE CONTACTS**

##### **Citrus County**

T. Casey Stephens, Director, Solid Waste Management Division  
Phone: (352) 527-7670  
Cell: (352) 302-6980  
E-mail: [Casey.Stephens@bocc.citrus.fl.us](mailto:Casey.Stephens@bocc.citrus.fl.us)

##### **Hernando County**

Scott Hamilton, Director, Solid Waste Division  
Phone: (352) 754-4791  
Cell: (352) 585-6682  
Email: [sharper@hernandocounty.us](mailto:sharper@hernandocounty.us)

##### **Pasco County**

John Power, Solid Waste Director  
Phone: (727) 856-0119  
Email: [jpower@pascocountyfl.net](mailto:jpower@pascocountyfl.net)

##### **Pinellas County**

Robert Hauser, Director, Solid Waste Operations  
Phone: (727) 464-7541  
Email: [rhauser@co.pinellas.fl.us](mailto:rhauser@co.pinellas.fl.us)

##### **Hillsborough County**

Patty Berry, Solid Waste Manager



Phone: (813) 276-2908  
Email: [BerryP@hillsboroughcounty.org](mailto:BerryP@hillsboroughcounty.org)

**Manatee County**

Mike Gore, Landfill Superintendent  
Phone: (941) 792-8811 ext. 8005  
Cell: (941) 812-4531  
Email: [mike.gore@mymanatee.org](mailto:mike.gore@mymanatee.org)

**Sarasota County**

Lois Rose, Solid Waste Manager  
Phone: (941) 861-1589  
Email: [lerose@scgov.net](mailto:lerose@scgov.net)

**Polk County**

Brooks Stayer, Director, Solid Waste Division  
Phone: (863) 284-4319  
Cell: (863) 559-6823  
Email: [BrooksStayer@polk-county.net](mailto:BrooksStayer@polk-county.net)

**5.6 COUNTY EMERGENCY RESPONSE (EOC) CONTACTS**

COUNTY OFFICE ADDRESS	COUNTY CONTACT	PHONE / FAX
<b>CITRUS</b> 3425 W. Southern Street Lecanto, FL 34461	Joe Eckstein, Capt. EM Division & Communications	Ph: 352-746-6555 Cell: 352-422-4352 Fax: 352-527-2100
<b>HERNANDO</b> 18900 Cortez Blvd Brooksville, FL 34601	Cecilia Patella Director	Ph: 352-754-4083 Fax: 352-754-4090
<b>HILLSBOROUGH</b> 2711 E. Hanna Avenue Tampa, FL 33610	Larry Gispert Manager	Ph: 813-236-2385 Cell: 813-272-6900 Fax: 813-272-6878
<b>MANATEE</b> 2101 47 <sup>th</sup> Terrace East Bradenton, FL 34206	Laurie Feagans, Chief Emergency Management	Ph: 941-749-3500 Cell: 941-742-5714 Fax: 941-741-3576
<b>PASCO</b> 7530 Little Road New Port Richey, FL 34654	James Martin Director	Ph: 727-847-8137 Fax: 727-847-8004
<b>PINELLAS</b> 400 S. Fort Harrison Ave. Clearwater, FL 33756	Sally Bishop Director	Ph: 727-464-5550 Fax: 727-464-4024
<b>POLK</b> 1295 Brice Blvd Bartow, FL 33830	Pete McNally Director	Ph: 863-534-5605 Fax: 863-534-5647
<b>SARASOTA</b> 1660 Ringling Blvd., 6 <sup>th</sup> Floor Sarasota, FL 34236	Edward J. McCrane Chief of Emergency Management	Ph: 941-861-5495 Fax: 941-861-5501

## **5.7 DISASTER DEBRIS STAGING AREA CONTACTS**

### **Citrus County**

Larry Brock

Phone: (352) 527-7610

Email: [Larry.Brock@bocc.citrus.fl.us](mailto:Larry.Brock@bocc.citrus.fl.us)

### **Hernando County**

Jon Ewing/Scott Harper

Phone: (352) 754-4791

Email: [JonE@co.hernando.fl.us](mailto:JonE@co.hernando.fl.us)

Email: [sharper@hernandocounty.us](mailto:sharper@hernandocounty.us)

### **Pasco County**

John Power, Solid Waste Director

Phone: (727) 856-0119

Email: [jpower@pascocountyfl.net](mailto:jpower@pascocountyfl.net)

### **Pinellas County**

Sam Parker

Phone: (727) 464-7579

Email: [sgparker@co.pinellas.fl.us](mailto:sgparker@co.pinellas.fl.us)

### **Hillsborough County**

Eli Alvarado

Phone: (813) 276-2927

Cell: (813) 363-2126

Email: [AlvaradoE@HillsboroughCounty.org](mailto:AlvaradoE@HillsboroughCounty.org)

### **Manatee County**

Sue Ciccione

Phone: (941) 792-8811 ext. 8034,

Cell: (941) 920-2615

Email: [sue.ciccione@mymanatee.org](mailto:sue.ciccione@mymanatee.org)

Mike Gore, Solid Waste Superintendent

Phone: (941) 792-8811 ext. 8005

Cell: (941) 812-4531.

Email: [mike.gore@mymanatee.org](mailto:mike.gore@mymanatee.org)

**Sarasota County**

Lois Rose, Solid Waste Manager  
Phone: (941) 861-1589  
Email: [lerose@scgov.net](mailto:lerose@scgov.net)

**Polk County**

Lance Davis, Director, Roadway Division  
Phone: (863) 534-7361  
Email: [lancedavis@polk-county.net](mailto:lancedavis@polk-county.net)

**City of Longboat Key**

Juan Florensa  
Phone: (941) 316-1988  
Email: [jflorensa@longboatkey.org](mailto:jflorensa@longboatkey.org)

**City of Northport**

Monica Bramble  
Phone: (941) 240-8060  
Email: [mbramble@cityofnorthport.com](mailto:mbramble@cityofnorthport.com)

**City of Venice**

Debra Gardow  
Phone: (941) 650-6959  
Email: [dgardow@ci.venice.fl.us](mailto:dgardow@ci.venice.fl.us)

**5.7 Additional Public Information Resources and Hotlines**

Attorney General’s fraud hotline for price gouging	1-866-966-7226
Florida Agriculture and Consumer Services Commissioner gas price gouging hotline	1-800-HELP-FLA (1-800-435-7352)
Fishermen who wish to contact BP	1-800-440-0858
To report tar balls or other evidence of oil on Florida’s coastline call the Rapid Response Team	1-866-448-5816
Report oiled wildlife to the Joint Information Center	1-866-557-1401
Seabirds and shorebirds are protected by law. Report anyone harming or harassing these birds or nest disturbances to Florida Fish and Wildlife Conservation Commission	1-888-404-FWCC (3922)

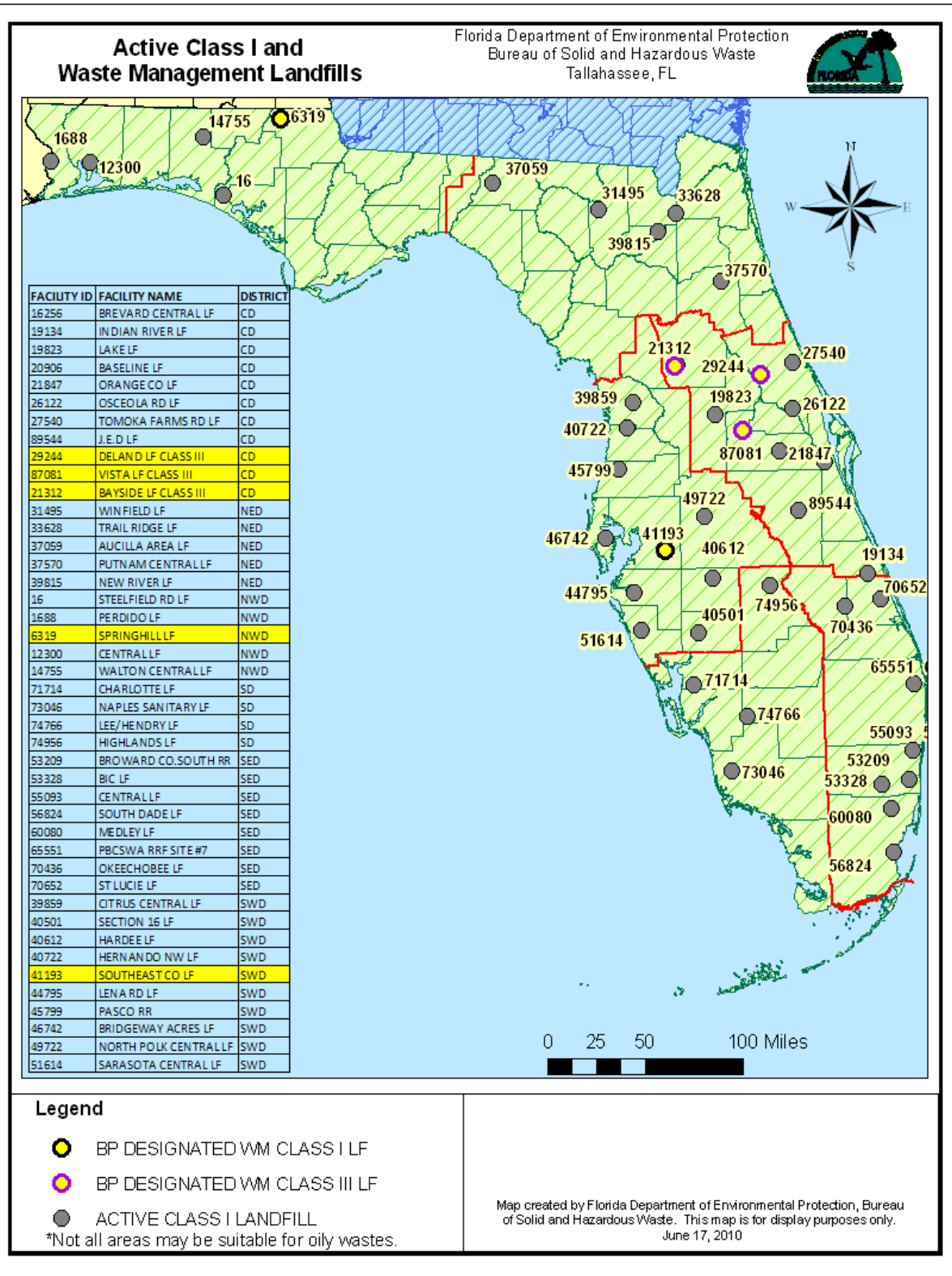
Florida State Parks camping or cabin reservations	1-850-245-2157
To file a claim with BP	1-800-440-0858
Florida Department of Financial Services small business assistance hotline	850-413-3089 or toll free at 1-877-MY-FL-CFO (1-877-693-5236)
Business Owner Insurance Coverage Hotline	850-413-3100 or toll free 1-800-342-2762 TDD: 850-410-9700
Report injured or oiled animals to the Wildlife Distress Hotline	1-866-557-1401
BP's community information line and volunteer line	1-866-448-5816
To register as a consultant, contractor, vendor, or submit information on alternative response technology, services, products, vessels of opportunities, or suggestions	1-281-366-5511
Florida Relay Services, the communications link for people who are Hearing Impaired	711
Florida Division of Emergency Management TTY	1-800-226-4329 TTY

#### **Additional Public Information Resources and Hotlines**

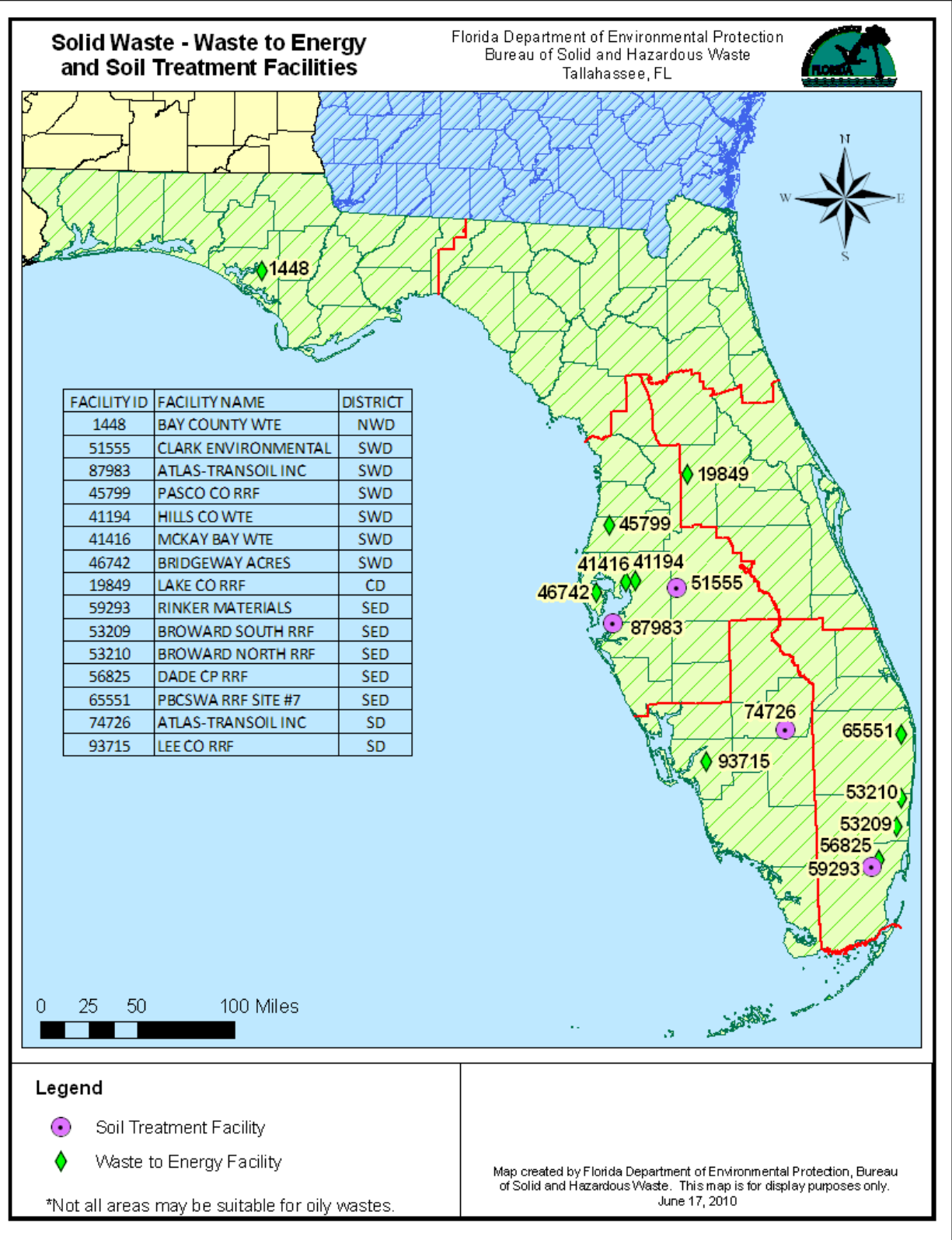
Joint Information Center Twitter Updates	<a href="http://twitter.com/Oil_Spill_2010">http://twitter.com/Oil_Spill_2010</a>
Joint Information Center Facebook Updates	<a href="#">Deepwater Horizon Response</a>
Joint Information Center website	<a href="http://www.deepwaterhorizonresponse.com">www.deepwaterhorizonresponse.com</a>

## 6.1 MAPS

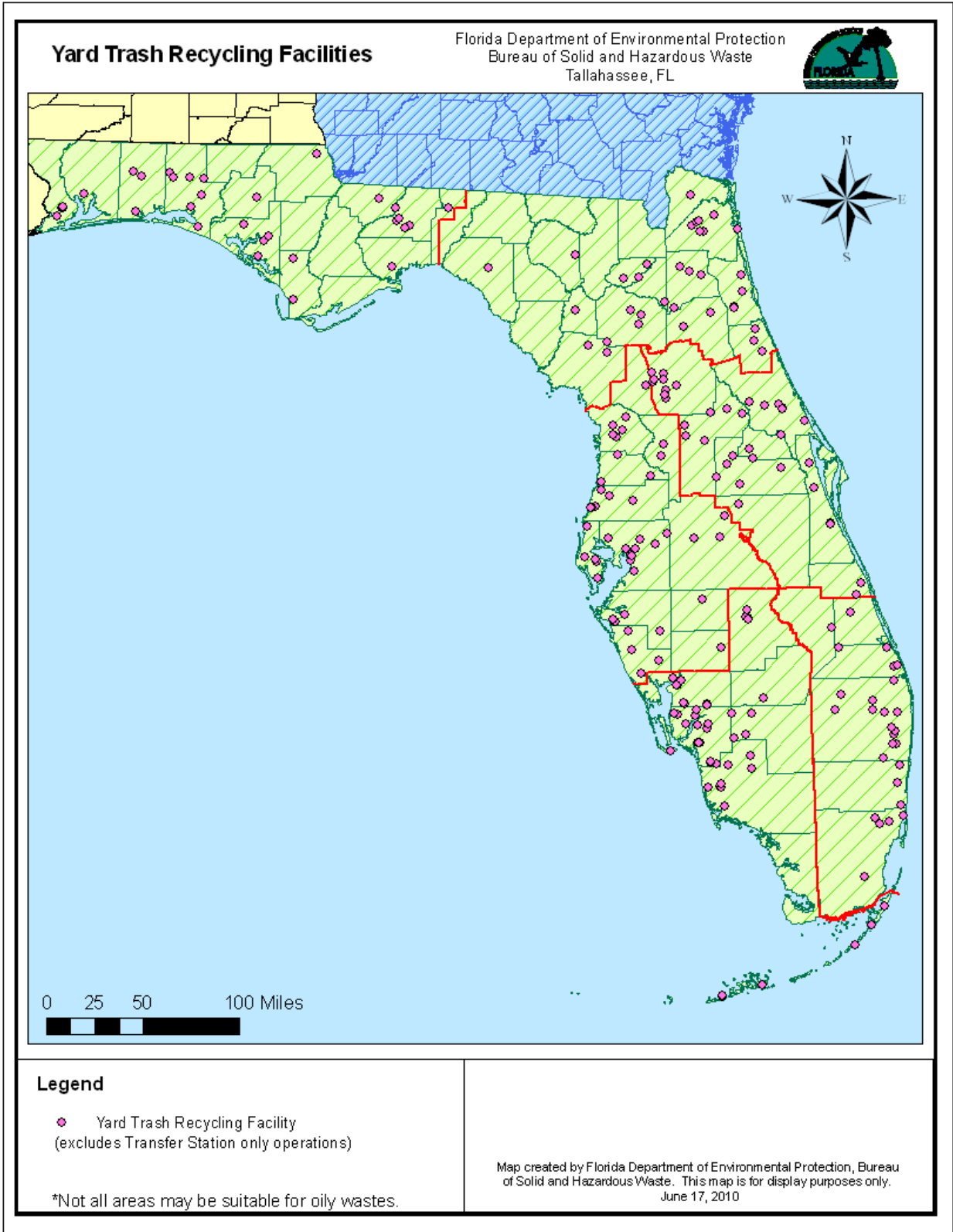
### 6.2 Class I Landfill Locations



### 6.3 Waste to Energy Facility and Soil Treatment Unit Locations

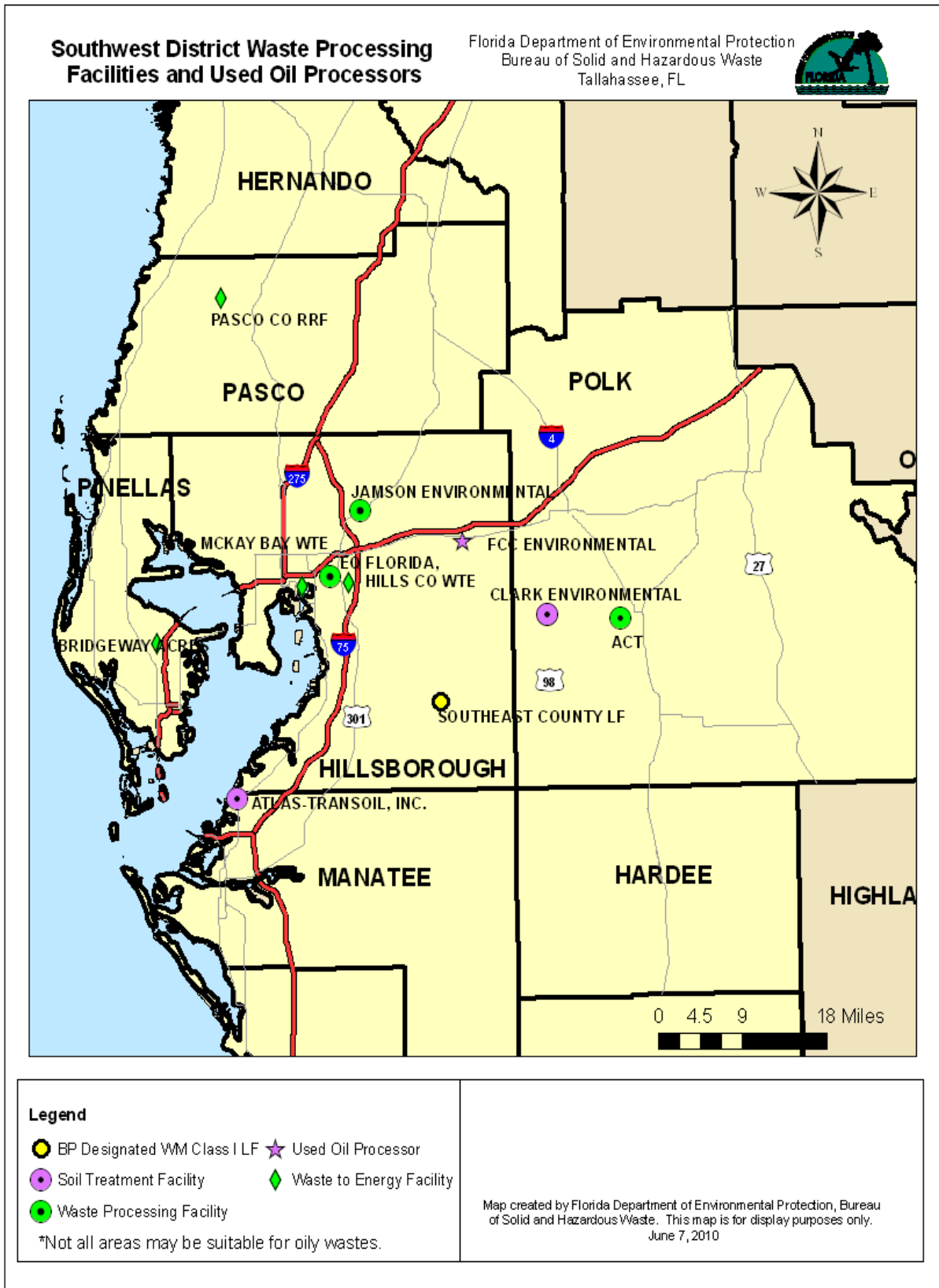


## 6.4 Yard Trash Recycling Facilities



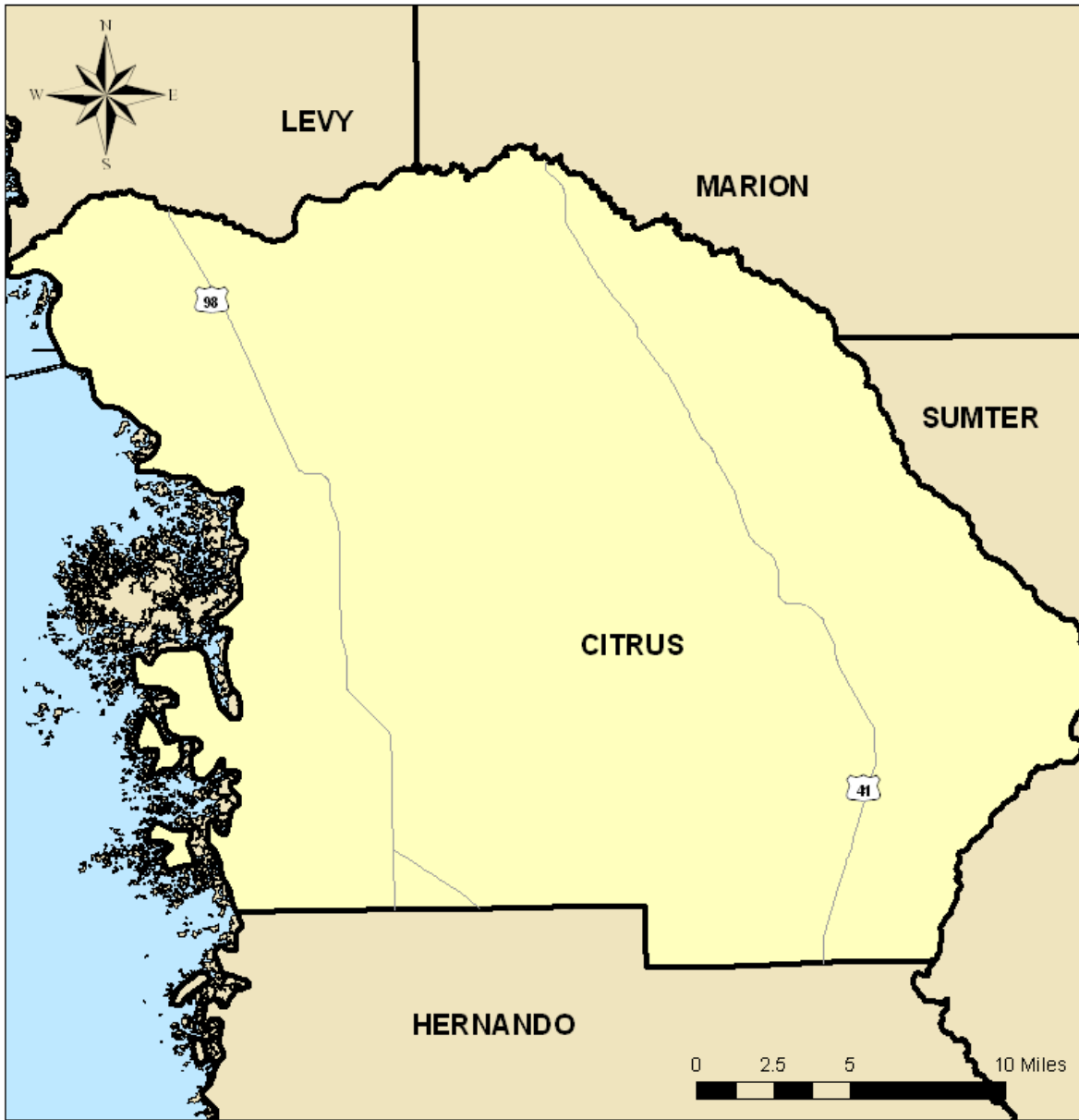


## 6.5 Waste Processing Facilities, Used Oil Processors and County Disposal Facility Locations



# Citrus County Solid Waste Facilities

Florida Department of Environmental Protection  
Bureau of Solid and Hazardous Waste  
Tallahassee, FL



\*Not all areas may be suitable for oily wastes.


Citrus County Contacts  
Solid Waste: T. Casey Stephens (352) 527-7870  
Emergency Management: Joe Eckstein (352) 748-8555  
  
Map created by Florida Department of Environmental Protection, Bureau of Solid and Hazardous Waste. This map is for display purposes only.  
June 7, 2010

# Hernando County Solid Waste Facilities

Florida Department of Environmental Protection  
Bureau of Solid and Hazardous Waste  
Tallahassee, FL



## Legend

 Waste to Energy Facility

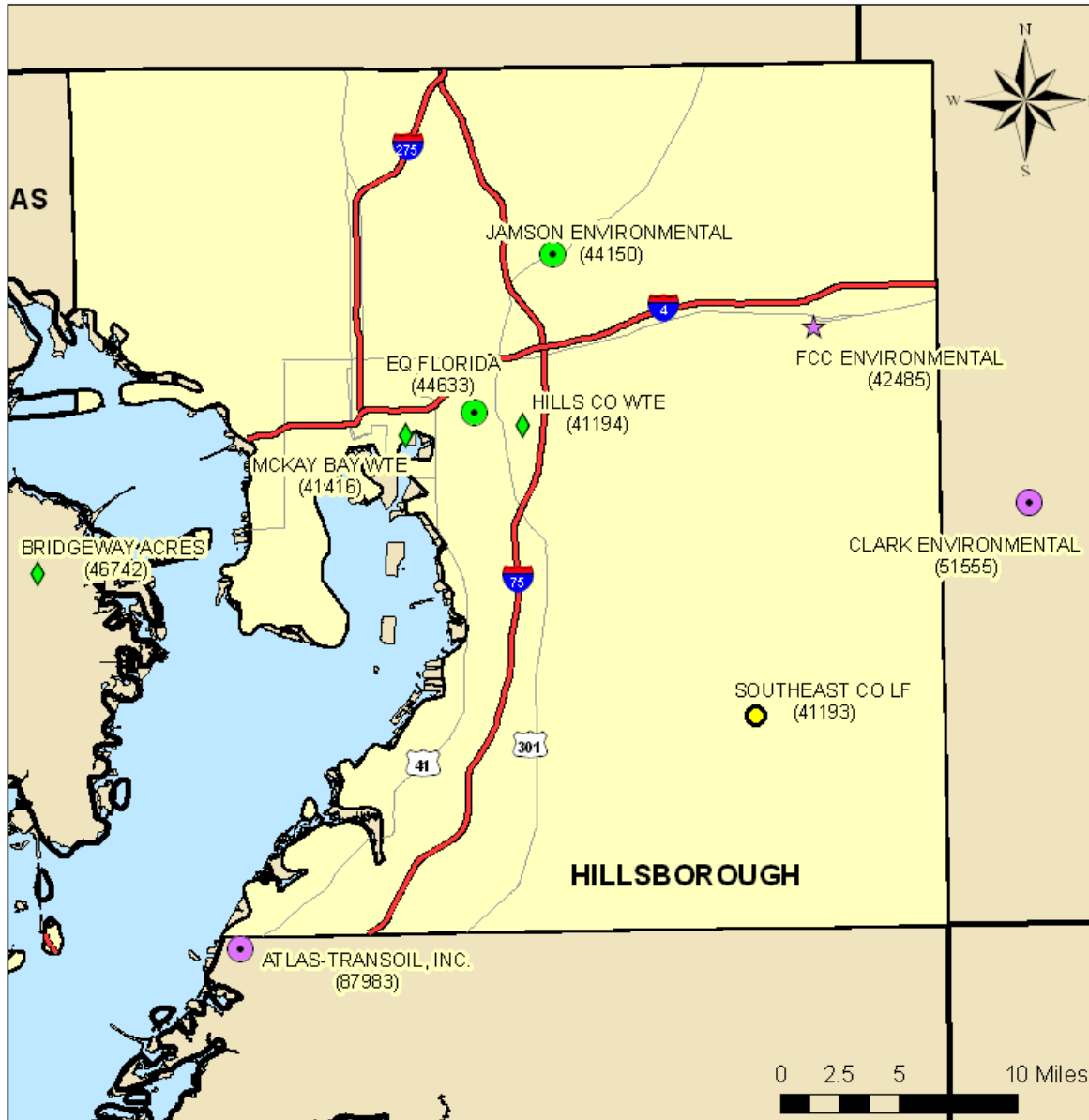
\*Not all areas may be suitable for oily wastes.

Hernando County Contacts  
Solid Waste: Scott Hamilton (352) 754-4791  
Emergency Management: Cecilia Patella (352) 754-4083

Map created by Florida Department of Environmental Protection, Bureau of Solid and Hazardous Waste. This map is for display purposes only.  
June 18, 2010

# Hillsborough County Solid Waste Facilities

Florida Department of Environmental Protection  
 Bureau of Solid and Hazardous Waste  
 Tallahassee, FL



### Legend

- ◆ Waste to Energy Facility
- ★ Used Oil Processor
- Soil Treatment Facility
- Waste Processing Facility
- BP Designated WM Class I LF

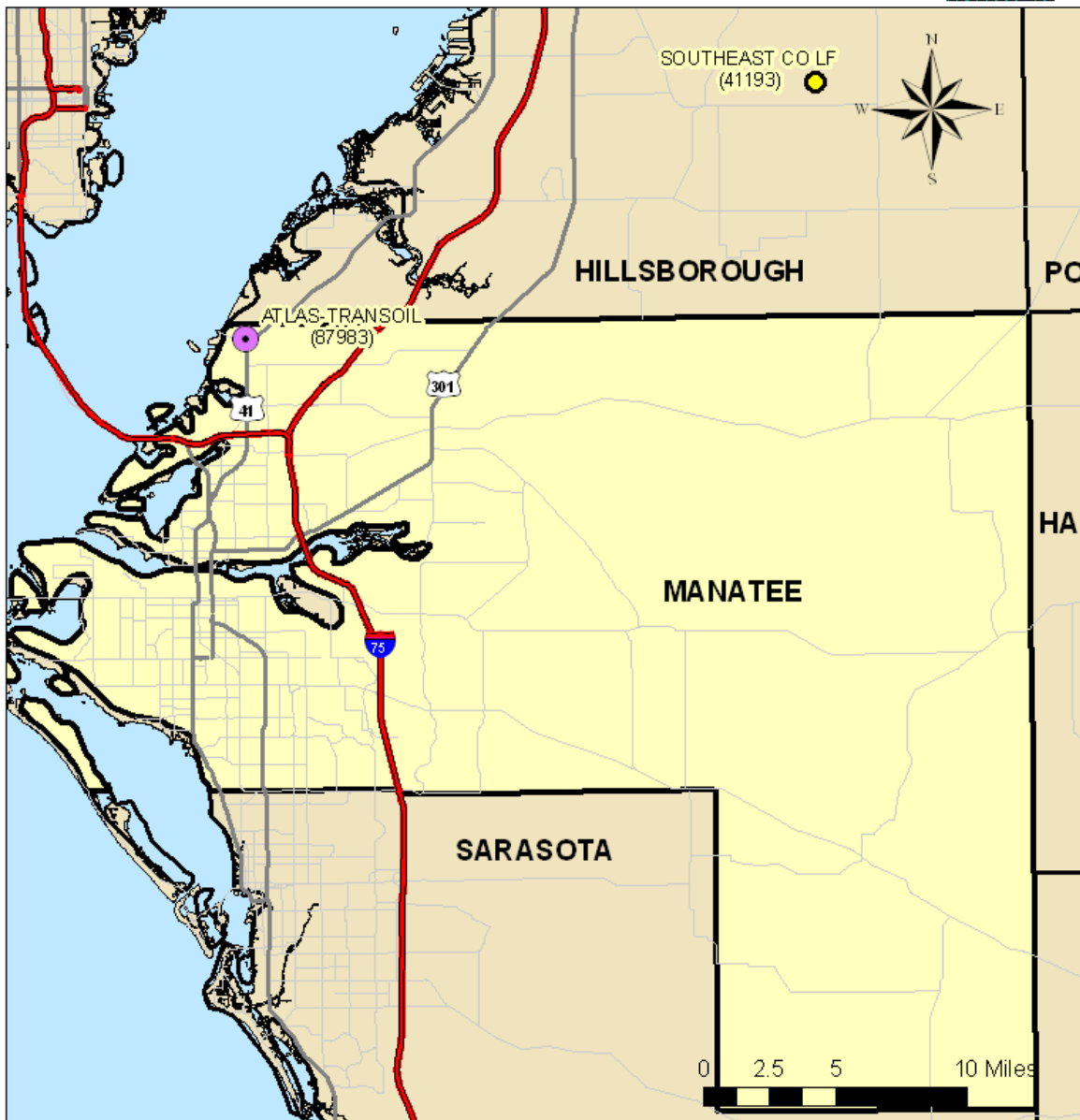
\*Not all areas may be suitable for oily wastes.

**Hillsborough County Contacts**  
**Solid Waste: Patty Berry (813) 276-2908**  
**Emergency Management: Larry Gispert (813) 236-2385**

Map created by Florida Department of Environmental Protection, Bureau of Solid and Hazardous Waste. This map is for display purposes only.  
 June 18, 2010

# Manatee County Solid Waste Facilities

Florida Department of Environmental Protection  
 Bureau of Solid and Hazardous Waste  
 Tallahassee, FL



### Legend

- Soil Treatment Facility
- BP Designated WM Class I LF

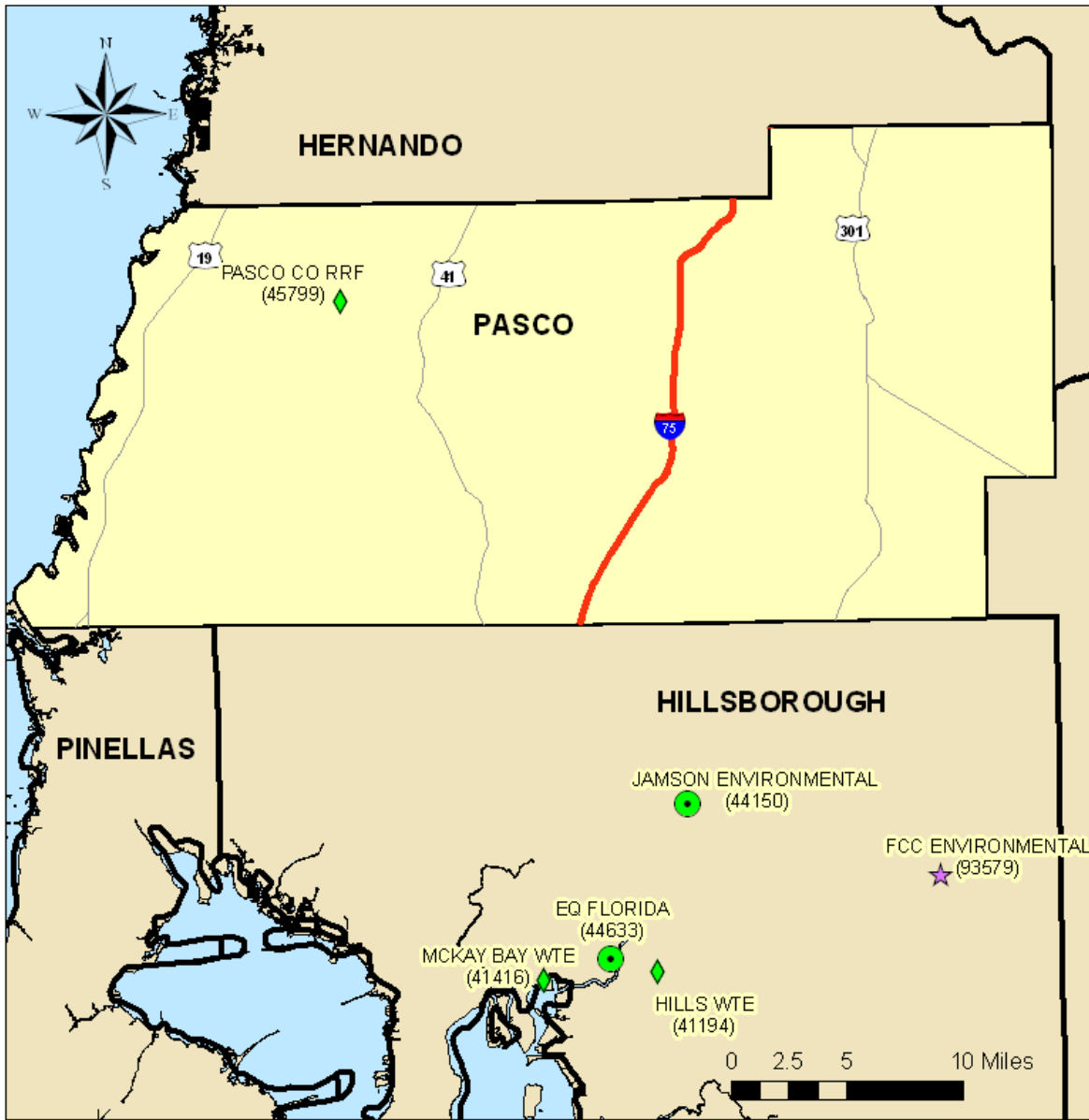
\*Not all areas may be suitable for oily wastes.

Manatee County Contacts  
 Solid Waste: Mike Gore (941) 792-8811 ext 8005  
 Emergency Management: Laurie Feagans (941) 749-3500

Map created by Florida Department of Environmental Protection, Bureau of Solid and Hazardous Waste. This map is for display purposes only.  
 June 7, 2010

# Pasco County Solid Waste Facilities

Florida Department of Environmental Protection  
Bureau of Solid and Hazardous Waste  
Tallahassee, FL



### Legend

- Waste Processing Facility
- ★ Used Oil
- ◆ Waste to Energy Facility

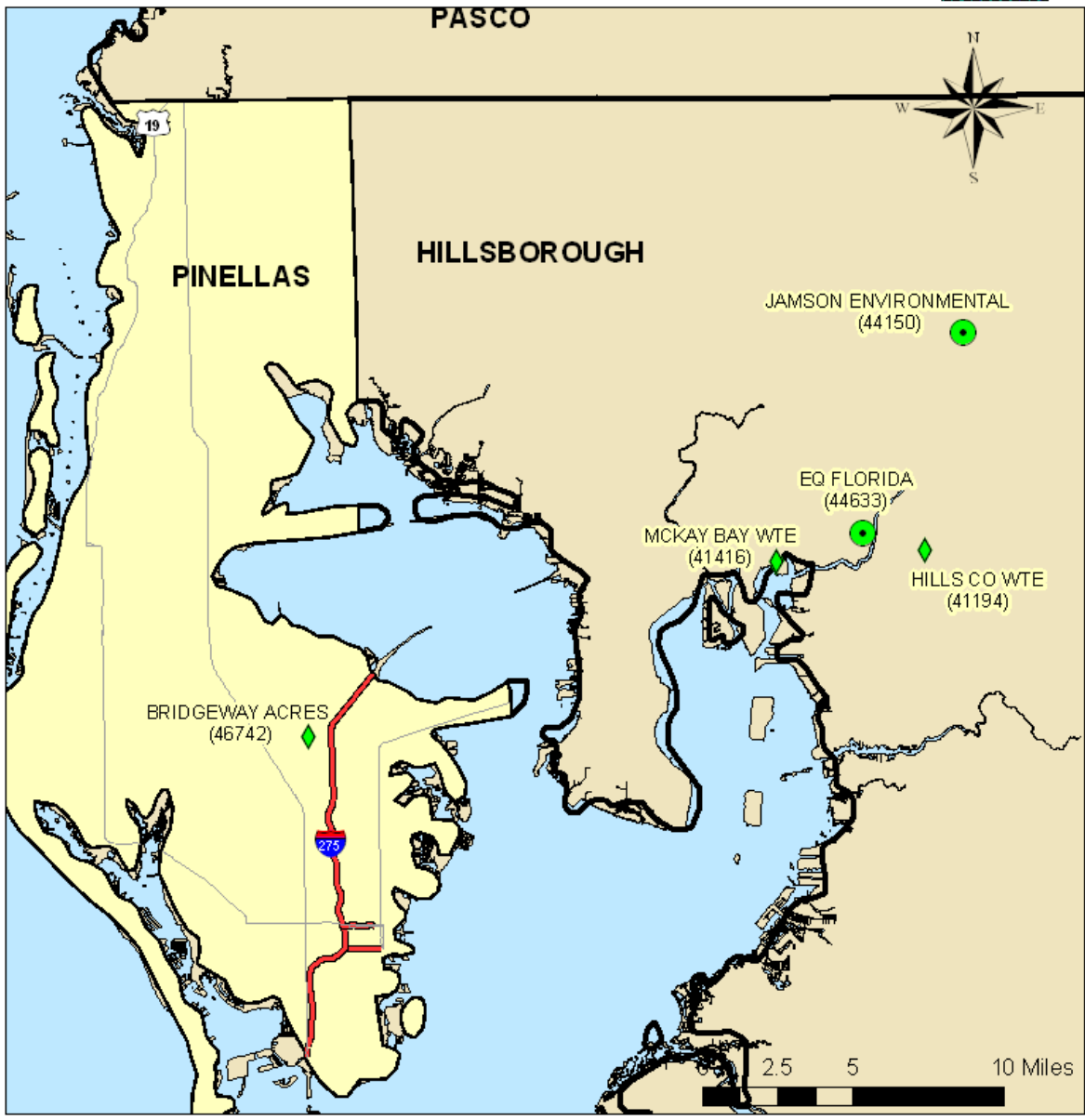
\*Not all areas may be suitable for oily wastes.

Pasco County Contacts  
Solid Waste: John Power (727) 856-0119  
Emergency Management: James Martin (727) 847-8137

Map created by Florida Department of Environmental Protection, Bureau of Solid and Hazardous Waste. This map is for display purposes only.  
June 18, 2010

# Pinellas County Solid Waste Facilities

Florida Department of Environmental Protection  
 Bureau of Solid and Hazardous Waste  
 Tallahassee, FL



### Legend

- ◆ Waste to Energy Facility
- Waste Processing Facility

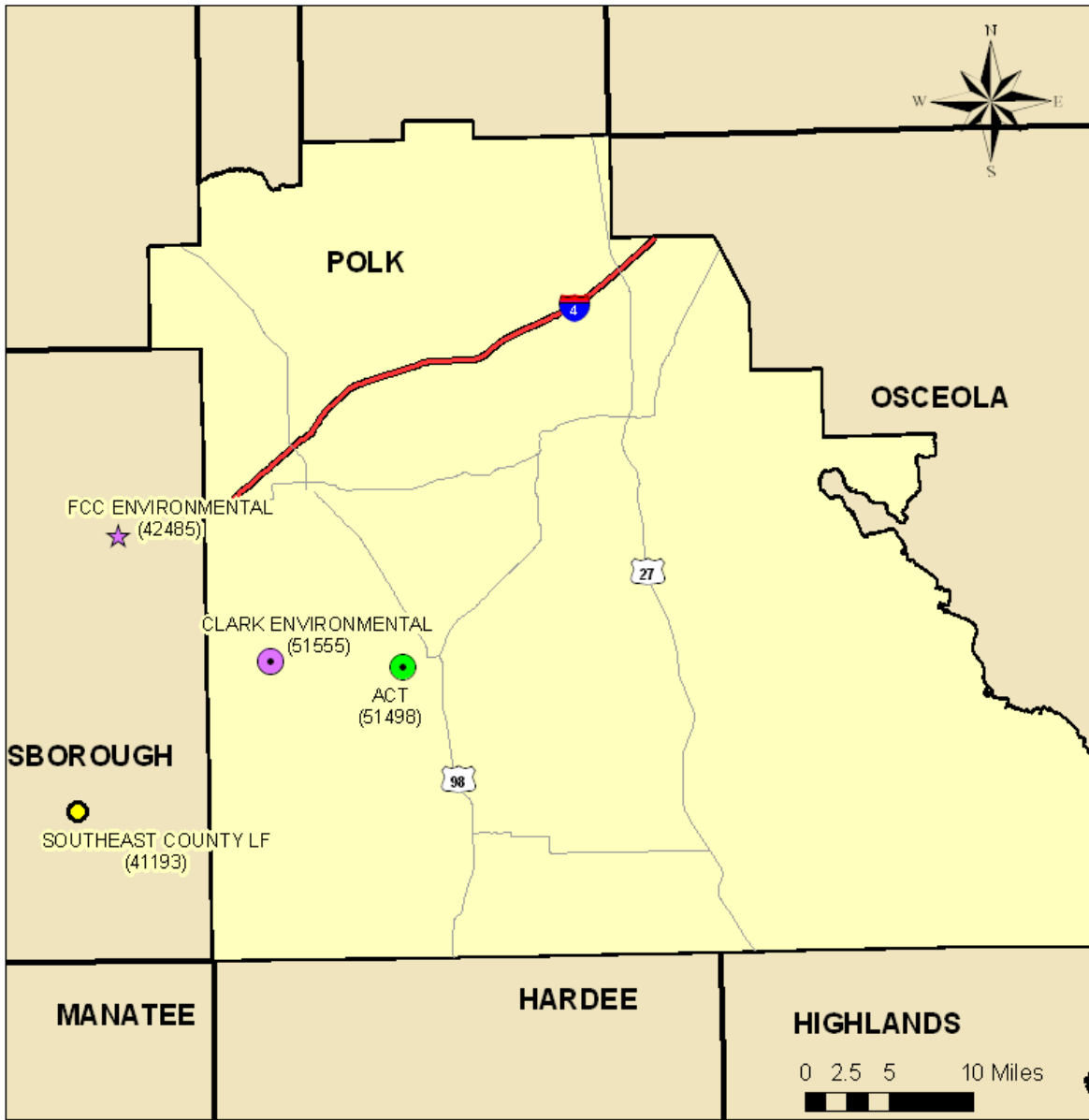
\*Not all areas may be suitable for oily wastes.

Pinellas County Contacts  
 Solid Waste: Robert Hauser (727) 464-7541  
 Emergency Management: Sally Bishop (727) 464-5550

Map created by Florida Department of Environmental Protection, Bureau of Solid and Hazardous Waste. This map is for display purposes only.  
 June 18, 2010

# Polk County Solid Waste Facilities

Florida Department of Environmental Protection  
 Bureau of Solid and Hazardous Waste  
 Tallahassee, FL



### Legend

- Soil Treatment Facility
- BP Designated WM Class I LF
- ★ Used Oil
- Waste Processing Facility

Polk County Contacts  
 Solid Waste: Brooks Stayer (863) 284-4319  
 Emergency Management: Pete McNally (863) 534-5605

Map created by Florida Department of Environmental Protection, Bureau of Solid and Hazardous Waste. This map is for display purposes only.  
 June 18, 2010

\*Not all areas may be suitable for oily wastes.



# Sarasota County Solid Waste Facilities

Florida Department of Environmental Protection  
Bureau of Solid and Hazardous Waste  
Tallahassee, FL



0 2.5 5 10 Miles

Sarasota County Contacts  
Solid Waste: Lois Rose (941) 861-1589  
Emergency Management: Edward McCrane (941) 861-5495

Map created by Florida Department of Environmental Protection, Bureau of Solid and Hazardous Waste. This map is for display purposes only.  
June 7, 2010

\*Not all areas may be suitable for oily wastes.

**7.1 FIELD AUTHORIZATION FOR SOLID WASTE STAGING AND/OR PROCESSING AREAS**

**FIELD AUTHORIZATION FOR SOLID WASTE STAGING and/or PROCESSING AREAS  
(for BP and Waste Management operated sites)**

[Date]

[Name]  
[Street Address]  
[City, Florida zip]

RE: Authorization for Solid Waste Staging and/or Processing Area  
Deepwater Horizon Oil Spill

Dear [Name]:

In accordance with the Emergency Final Order OGC No. 10-1610 (Order) that was executed on May 12, 2010 and subsequent amended orders, the Department may issue field authorizations for staging areas to be used for temporary storage and processing of oil spill-generated debris resulting from the Deepwater Horizon Oil Spill. The Order also gives the Department authority to include specific conditions in the field authorizations for the operation and closure of a staging area that may include a required closure date extending beyond the expiration of the Order. A copy of this Order may be obtained from the Department's website at the following address: <http://www.dep.state.fl.us/deepwaterhorizon/permit.htm>.

The Department has evaluated your request for a field authorization of a staging area at the following location:

The Department has evaluated your request for a field authorization of a staging area at the following location:

WACS ID: \_\_\_\_\_ Latitude: \_\_\_\_° ' " Longitude: \_\_\_\_° ' " \_\_\_\_\_

Site Name: \_\_\_\_\_

Location/address: \_\_\_\_\_

Location/city: \_\_\_\_\_

Primary contact: \_\_\_\_\_

Phone number: \_\_\_\_\_

Email address: \_\_\_\_\_

The type of activities generally expected to be conducted for oil spill debris management at this site include (check all that apply):

- Waste rolloff container staging and/or transfer to disposal facility
- Decontamination activities for managing the oil spill debris
- Satellite accumulation area, meaning an area where oil spill debris is initially containerized near the cleanup area [if only this box is checked, please refer to specific condition 9]
- Other (describe): \_\_\_\_\_

The use of this staging area is authorized subject to the following specific conditions:

1. The staging area(s) shall be operated in accordance with the requirements of the Order, as well as any plans submitted as part of the request for field authorization.
2. In addition to the requirements of the Order, the oil spill debris must be collected, managed, processed and disposed of in accordance with the plans approved by the Unified Incident Command for incident MC 252, as appropriate. This includes documents such as the Waste Management/Disposal Plan and the Decontamination Plan.
3. All reasonable steps must be taken to minimize the release of contaminants from the oil spill debris into the environment. If contaminants are released into the environment, you must take immediate steps to contain the release and notify the Department within 24 hours.
4. The Department must be notified in writing when the staging area is opened and begins accepting debris, and when it is closed and stops accepting debris.
5. Access must be controlled to prevent unauthorized dumping and scavenging.
6. Unless otherwise approved by the Department in response to a written request from you, the staging area must cease operation, and all oil spill debris and related equipment must be removed from the site, by the expiration date of the Order. If the Order is extended, this authorization is automatically extended as well.
7. Impervious surfaces that are created or altered to establish any staging areas must be designed, constructed, operated, and maintained in a manner that minimizes offsite discharge of contaminated runoff, and so as to not cause adverse water quantity impacts or flooding to on-site or off-site property and receiving waters. If any impervious surfaces must remain for more than six months, the entity operating the staging area must apply to the Department for a permit (or permit modification) under Part IV of Chapter 373, F.S., for stormwater (quantity and quality) review and authorization, which may require further alteration of the system to meet requirements of the applicable Department surface water regulations for the area.
8. The staging area is limited to managing oil spill debris, and any putrescible or other unauthorized waste received at the facility must be removed within 48 hours.
9. Satellite accumulation areas are not required to obtain field authorizations prior to operation. However, in order to foster improved communications and accountability, field authorizations may be issued for such areas upon request. The Department may not have received written documentation demonstrating compliance with this condition of the authorization, and may not have evaluated in detail any questions of land ownership or applicability of local regulations associated with satellite accumulation areas. Issuance of this authorization is not intended to create or interfere with any private property rights.

This authorization does not preclude the need to obtain any additional authorizations that may be required by the Order which includes but is not limited to the Department's Division of Air Resource Management, as well as the Department's Coastal Construction Control Line, Joint Coastal, and Submerged Lands and Environmental Resource Permitting programs.

Failure to comply with the conditions of the field authorization, or failure to adequately close a site by the required closure date, may result in enforcement action by the Department.

If you have any questions or comments on this authorization letter, please feel free to contact [contact person] by E-mail at [email address] or by phone at [phone number]. In order to

provide better service to you, the Department is using electronic documents as much as possible. Please provide your E-mail address when replying.

Sincerely,

Waste Program Administrator  
[appropriate District name]

cc: Solid Waste Program Administrator - Tallahassee